



2025 BOSTON RED SOX

MEDIA GUIDE



Thank You, LUIS



*November 23, 1940 -
October 8, 2024*

One of the most beloved figures in franchise history, Red Sox Hall of Famer Luis Tiant spent 31 years in the organization. Anyone who met him, on or off the mound, knew he was a true force.

A fixture of Fenway and Fort Myers well beyond his playing days, “El Tiante” pitched in 19 Major League seasons with Cleveland (1964-69), Minnesota (1970), Boston (1971-78), the New York Yankees (1979-80), Pittsburgh (1981), and the California Angels (1982). The Cuba native returned to the Red Sox organization in 2002 as a pitching coach for Short-A Lowell and was a broadcaster for the Red Sox Spanish Baseball Network from 2002-03. For the past 21 years (2004-24), Tiant had served as a special assignment instructor.

2025 BOSTON RED SOX MEDIA GUIDE

4 JERSEY STREET 📍 BOSTON, MA 02215

Administration: 617-226-6000 📞 Tickets and General Information: 877-REDSOX9

Send Suggestions to: fanfeedback@redsox.com 📧 www.redsox.com

The Red Sox Remember

The Red Sox Remember	2
----------------------------	---

The Red Sox Organization

Fenway Sports Group	3
Red Sox in the Community	4-7
Front Office Directory	8-9

Red Sox Ownership & Club Executives

Principal Owner John W. Henry	10-11
Chairman Thomas C. Werner	12-13
Club Executives	14-17

Baseball Operations

Baseball Operations	19-24
Major League Personnel	24

2025 Red Sox

Coaching Staff	25-40
Red Sox Roster and Pronunciation Guide	42-44
How the 40-Man Roster was Built	45
Red Sox Players	46-172

2024 In Review

Season Recap and Highlights	173-175
Miscellaneous Statistics	176-180

Opponents

2025 Opponents	181-187
All-Time Opponent Leaders	188-189
Year-by-Year Records vs. Opponents	190-192

Individual Player Bios

Wilyer Abreu	46	Hunter Dobbins	93
Brayan Bello	50	Jarren Duran	94
Brennan Bernardino	54	Richard Fitts	99
Alex Bregman	57	Jhostynxon García	101
Walker Buehler	62	Lucas Giolito	102
Triston Casas	67	Romy Gonzalez	105
Aroldis Chapman	72	Vaughn Grissom	107
Kutter Crawford	76	Luis Guerrero	109
Cooper Criswell	79	David Hamilton	111
Garrett Crochet	81	Liam Hendriks	114
Rafael Devers	84		

History

History of the Boston Red Sox	193-199
Ownership/Managerial History	201-202
All-Time Roster	203-213
Hall of Fame/Retired Numbers	214-220
Red Sox All-Time Teams	221
Award Winners	222-225
Red Sox in the All-Star Game	226-229
Fenway Park Information and History	230-241
Spring Training/JetBlue Park at Fenway South	242-243

Records

Club Records	244-250
Batting Records	250-270
Pitching Records	271-282
Fielding Records	283-288

Red Sox In The Postseason

Overall Results and Statistical Leaders	289-292
---	---------

Scouting & Player Development

Scouting and Player Development Staffs	294-298
Red Sox 2024 Draft	299
Minor League Affiliates	300-305
Minor League Players	306-346

Media Information

Media Relations Information	347-348
Red Sox on Television and Radio	349-352

Tanner Houck	118	Patrick Sandoval	144
Zack Kelly	123	Justin Slaten	146
Chris Murphy	125	Nick Sogard	148
Carlos Narváez	128	Trevor Story	150
Zach Penrod	130	Greg Weissert	155
Luis Peralas	132	Garrett Whitlock	157
Quinn Priester	133	Justin Wilson	161
Ceddanne Rafaela	135	Josh Winckowski	164
Rob Refsnyder	139	Connor Wong	167
Blake Sabol	142	Masataka Yoshida	170

The 2025 Boston Red Sox Media Guide is produced by the **Red Sox Baseball Communications & Media Relations**

Department: Abby Murphy, JP Nolan, Daveson Pérez, Devin Benson, Carlos Villoria-Benítez, and Raleigh Clark.


Additional Contributions: Sarah Coffin, Zineb Curran, Adam Grossman, Caitlin Hanley, Pam Kenn, Justin Long, Tyler Petropoulos, Kate Reilly, Liam Stephanos, and Kiana Swepton. **Printing:** MP2 Print. **Cover Design:** Ryan Patrick.

Photography: Maddie Malhotra, Billie Weiss, Eddie Monigan, Grace Beal, and Brearley Collection. **Statistical Assistance:** Elias Sports Bureau, Baseball Reference, and Major League Baseball.

Copyright Boston Red Sox, ©2025. All rights reserved.

The Red Sox Remember

We were saddened to hear of the passings of the following members of the Red Sox family.



LA SCHELLE TARVER, 65, on 3/20/24. The former outfielder played in 13 Major League games, all with the Red Sox during their 1986 pennant-winning season. He also played in 110 games with Triple-A Pawtucket from 1986-87.



DAVE MCCARTY, 54, on 4/19/24. The former 1B/OF spent his final 3 Major League seasons with the Red Sox (2003-05), appearing in 89 games during Boston's 2004 championship campaign. Following his playing career, he served as a NESN analyst from 2005-08.



MIKE BRUMLEY, 62, on 6/15/24. The former infielder played in 65 games with the Red Sox from 1991-92. He was selected by Boston in the 2nd round of the 1983 First-Year Player Draft but was traded with Dennis Eckersley to the Cubs in exchange for Bill Buckner in 1984.




ORLANDO CEPEDA, 86, on 6/28/24. The Hall of Famer played 17 Major League seasons with 6 teams. He appeared in 142 games with the Red Sox in 1973 as the club's first-ever DH, hitting 20 home runs and winning MLB's first Designated Hitter of the Year Award.



NELSON CHITTUM, 91, on 7/15/24. The former RHP made 27 relief appearances for the Red Sox from 1959-60, going 3-0 with a 1.86 ERA. He also pitched in 13 games (2 starts) for the St. Louis Cardinals in 1958.



PETE DALEY, 94, on 8/22/24. The former catcher spent the first 5 of his 7 Major League seasons with the Red Sox (1955-59), playing in 246 games for Boston and batting .245 with 11 home runs. After retiring, he managed a bowling alley and pro shop in the Boston area.



DOUG BIRD, 74, on 9/24/24. The former RHP spent his 11th and final Major League season with the Red Sox, pitching in 22 games (6 starts) for Boston in 1983. In 432 career games (100 starts) with 5 teams, he posted a 3.99 ERA.



LUIS TIA NT, 83, on 10/8/24. A former RHP, "El Tante" spent 31 years in the Red Sox organization as a player (1971-78), coach, broadcaster, and special assignment instructor. He went 229-172 with a 3.30 ERA and 2,416 strikeouts in 19 Major League seasons, earned 3 All-Star selections, led the AL in ERA in 1968 (1.60) and 1972 (1.91), recorded 4 seasons with at least 20 wins, served as his club's Opening Day starter on 4 occasions (1969, 1973-75), and finished among the top 6 in Cy Young Award voting 3 times (all with Boston). He was inducted into the Red Sox Hall of Fame in 1997. The Red Sox won each of Tiant's 4 starts in the 1975 Postseason, including Games 1, 4, and 6 of the World Series.



RICKEY HENDERSON, 65, on 12/20/24. The Hall of Famer played 1 of his 25 MLB seasons with the Red Sox, appearing in 72 games for Boston at the age of 43 in 2002. A 10-time All-Star and 2-time World Series champion, he is MLB's all-time leader in stolen bases and runs scored.



CHARLIE MAXWELL, 97, on 12/27/24. The former outfielder was signed by the Red Sox as an amateur free agent in 1947 and played for Boston from 1950-54, beginning a 14-year career that continued with the Detroit Tigers (1955-62) and Chicago White Sox (1962-64). He was a 2-time All-Star (1956-57).



BOB VEALE, 89, on 1/3/25. The former LHP spent parts of his final 3 seasons with the Red Sox (1972-74) following 11 seasons with the Pittsburgh Pirates. He earned 2 All-Star selections (1965-66) and won the 1971 World Series with Pittsburgh.



FELIX MANTILLA, 90, on 1/10/25. The former infielder/outfielder spent three of his 11 Major League seasons with the Red Sox (1963-65), batting .287 with 54 home runs in 349 games. He earned his only All-Star selection in 1965 with Boston.



SCOTT SAUERBECK, 53, on 2/18/25. The former LHP pitched in 26 games for the Red Sox during 2003. He posted a 3.82 ERA in 471 games with Pittsburgh (1999-2003), Boston (2003), Cleveland (2005-06), and Oakland (2006).

FENWAY | SPORTS | GROUP



Fenway Sports Group (FSG) brings together world-class teams, iconic venues, and visionary ventures to set a global standard in sports, media, and entertainment. Anchored by the Boston Red Sox, Liverpool Football Club, and the Pittsburgh Penguins, FSG bridges its role as a caretaker of history and a steward of innovation through an unwavering pursuit of championship success. With historic landmarks like Fenway Park and Anfield Stadium, FSG seeks to preserve cherished legacies while embracing modern advancements. The organization's transformative growth includes a pioneering investment in the PGA TOUR and TGL's tech-driven Boston Common Golf team, showcasing its readiness to lead in new arenas. Fenway Sports Management amplifies this vision, driving growth and strategic partnerships that expand the reach and impact of every FSG enterprise. In the cities its teams call home, FSG embraces its responsibility to strengthen communities. Through impactful charitable initiatives and real estate projects that revitalize neighborhoods, it has redefined sports philanthropy and development as a force for meaningful change. With a commitment to winning that creates lasting impact, FSG honors the legacy of the venues and teams entrusted to its care, ensuring their influence endures for generations.

FENWAY SPORTS GROUP PROPERTIES

Boston Red Sox
Liverpool Football Club
Pittsburgh Penguins
PGA TOUR Enterprises
Boston Common Golf
RFK Racing
New England Sports Network
SportsNet Pittsburgh
Fenway Sports Management
FSG Real Estate

FENWAY SPORTS GROUP LEADERSHIP

John W. Henry (Principal Owner)
Thomas C. Werner (Chairman)
Michael Gordon (President)
Sam Kennedy (CEO)
Billy Hogan (CEO, FSG International)
Theo Epstein (Senior Advisor)
David Ginsberg & Phillip H. Morse (Vice Chairmen)
Julie Swinehart (Chief Financial Officer)
Ed Weiss (EVP/Corporate Strategy & General Counsel)

FENWAY SPORTS GROUP PARTNERS

Theodore Alfond	John W. Henry	Michael Pucker
William Alfond	Linda Pizzuti Henry	Bruce Rauner
Arctos Sports Partners	Jimmy Iovine	RedBird Capital Partners
Maverick Carter	Mitchell Jacobson	Frank Resnek
Thomas R. DiBenedetto	LeBron James	Steve Somers
Michael Egan	Gary Kaneb	Laura Trust
Patrick Egan	Sam Kennedy	Paul Wachter
Theo Epstein	Seth Klarman	Herb Wagner
Chris Fillo	Main Street Advisors	Richard W. Warke
David Ginsberg	Henry McCance	Teddy Werner
Michael Gordon	Phillip H. Morse	Thomas C. Werner

Red Sox in the Community

The Boston Red Sox are committed to supporting and uplifting our communities across Red Sox Nation. We are proud to accomplish this through the work of the Red Sox Foundation, our Community Relations team, and our Social Impact team.



Red Sox Foundation: The Heart of Red Sox Nation

After taking ownership of the Red Sox in 2002, John Henry, Tom Werner, the late Larry Lucchino and their partners founded and funded the Red Sox Foundation as part of their philanthropic commitment and responsibility. From that day forward, the Foundation has been uniquely positioned to leverage the iconic brand of the Boston Red Sox and harness the passion of the greatest fans in baseball in order to make lasting impact in our communities.

Today, the Foundation is one of the largest team charities in Major League Baseball, strategically using its platform to be a leading source of hope and positivity off the field. It is the Foundation's mission to make a difference in the lives of youth, families, Veterans, and communities in need by improving health, educational and recreational opportunities. We are able to work towards this mission by coupling our year-round, direct-service programming with our grant-making initiatives and core partnerships. We utilize a unique model as a 501(c)(3) nonprofit organization to effectively triple our impact in New England and Lee County, Florida. With the generosity of Red Sox Nation, our work has transformed and saved lives, resulting in a total investment of over \$130 million since 2002.

Our unique model and incredible investment from Red Sox Nation has allowed us to support our communities in many key ways since our inception. First, the Red Sox Foundation has donated to over 2,500 mission-aligned organizations in New England and Southwest Florida since its creation in 2002. Second, through our partnerships with best-in-class organizations in health care, the Red Sox have helped raise over \$172 million for cancer treatment and research for The Jimmy Fund, supported more than 40,000 veterans and their families suffering from the "invisible wounds of war" with the Home Base Program, and helped the Dimock Center serve 20,000 patients annually with health and human services. Third, the Foundation's self-run education and youth baseball and softball programs have supported 361 Boston Public School students with college scholarships and mentorships through its Red Sox Scholars program, awarded over 1,900 scholarships to graduating high school seniors in New England and Lee County, and provided access and opportunity for more than 1,400 youth to play baseball and softball through its Nike RBI program in Boston, Chelsea, and Lawrence.

The Red Sox became the first 2-time winner of the **Allan H. Selig Award for Philanthropic Excellence**. The club earned the inaugural award in 2010 for the Red Sox Scholars program, then won in 2019 for the Home Base program.



RED SOX FOUNDATION BOARD

Thomas C. Werner (Chairman)	Chad Gifford	Corey Thomas
Katie Burke	Linda Henry	Linda Whitlock
Maverick Carter	Bridget Terry Long	Tim Zue (Treasurer)
David Friedman (Counsel & Clerk)	Sean McGrail	

The Red Sox and the Jimmy Fund: Teammates for Life

No cause is more deeply rooted in the fiber of the Red Sox than the fight against cancer. It was that way when Ted Williams would visit the young patients of legendary doctor Sidney Farber on his way to Fenway Park in the 1940s, it is that way today, and it will remain that way until cancer has been vanquished.

The enduring partnership between the Red Sox and the Jimmy Fund, which officially started in 1953, has raised more than \$172 million for cancer treatment and research. As the partnership's primary fundraising initiative, the annual Red Sox Jimmy Fund Radio-Telethon on WEEI and NESN has raised more than \$72 million since the telethon's inception in 2002.

Over the years, the partnership between the Red Sox and the Jimmy Fund has been strengthened by countless interactions between players and patients, whether in the clinic's playroom, beside hospital beds, or in front of the Red Sox' dugout at Fenway Park. In 2003, Jimmy Fund teens visited Fenway South in Fort Myers, FL, in what became an annual trip that provided the children with a VIP weekend experience during spring training. During the COVID-19 pandemic, the Red Sox and the Jimmy Fund adapted to the unprecedented times, temporarily replacing in-person visits with virtual programming, including "Bingo Nights" with Red Sox players.

Ted Williams' final visit to the Jimmy Fund Clinic was in July 1999, just before MLB's All-Star Game at Fenway Park. Red Sox players have carried that torch in the 21st century, with Garrett Whitlock, Nate Eovaldi, Mitch Moreland, Brock Holt, Pablo Sandoval, Will Middlebrooks, David Ross, Jarrod Saltalamacchia, Daniel Bard, Tim Wakefield, and Clay Buchholz all serving as Jimmy Fund Captain during their time with the Red Sox. After the passing of Larry Lucchino in 2024, Brock Holt and NESN's Tom Caron assumed the role of Co-Chairs for the Jimmy Fund.

The Home Base Program

When the Red Sox went to Washington, D.C., in the aftermath of their World Series victories in 2004, 2007, 2013, and 2018, they did so at the invitation of the White House, Presidents Bush, Obama and Trump paying tribute to their success. The Sox appreciated the honor, but the trips to the nation's capital would take on a deeper and more lasting meaning, one inspired by their visits after each ceremony to the military personnel recovering from their wounds in the Walter Reed Army Medical Center and associated hospitals. Red Sox Foundation Chairman, Tom Werner, was so moved that he knew he needed to find a way that the ball club could make a positive impact on the lives of those who had given so much in service to their country. His vision inspired the club to partner with Massachusetts General Hospital to create the Home Base Program.

Along with the team's decades-long commitment to the Jimmy Fund, the Home Base Program has become a focal point of the team's community outreach, one that has provided an extraordinary support system to wounded veterans and their families.

The Home Base Program is the first partnership of its kind in the nation between an academic medical center and a Major League Baseball team. As a National Center of Excellence, Home Base operates the largest private-sector clinic in the nation devoted to healing invisible wounds such as post-traumatic stress disorder and traumatic brain injury. Since its inception, Home Base has served more than 40,000 veterans and family members with care and support and trained over 85,000 clinicians across the nation, and remains at the forefront of discovering new treatments. In September 2018, Home Base officially opened the doors to its new, state-of-the-art facility in the Charlestown Navy Yard. The center has doubled Home Base's capacity, providing the space and resources needed to significantly enhance the mental health care and support services provided to service members, Veterans, and their families.

The Red Sox Foundation to date has raised over \$45 million for the program, with the majority raised through its annual Run to Home Base. The 15th Annual Run to Home Base presented by RTX returned to Fenway Park on July 27, 2024. Over 2,600 participants came together, both in-person and virtually, to raise critical funds for our Veterans, Service Members and their families. Later that day, the Boston Red Sox honored and paid tribute to Women Veterans and Service Members and their contributions as part of a special, on-field pregame ceremony.



Red Sox in the Community, Continued

The Red Sox and Dimock: Simply Saving Lives

In the heart of the city, at the soul of its core, sits an institution that tackles the toughest issues. With a mission to heal and uplift individuals and families, Dimock endeavors to redefine the model of a healthy community by creating equitable access to comprehensive health care and education. The Red Sox Foundation, a supporter for 20 years, is one of the largest contributors to Dimock, which serves 20,000 patients annually with health and human services. John W. Henry—together with more than 200 Front Office employees, including our Baseball Operations Team, Aramark and other corporate sponsors—have personally volunteered at this Roxbury institution. We are proud to champion Dimock and the impact they're making in response to the pandemic to ensure individuals and families continue to have equitable access to critical services.

In 2024, the Red Sox Foundation made many generous contributions to meet the needs of people in our shared community. In addition to offering financial support, the Foundation participated in several volunteer projects, provided donated tickets to Dimock staff, and held lunches for their patients with the support of Takeda. The Foundation was also able to provide the Dimock Center with time on NESN Red Sox broadcasts to spread the word about the incredible work they are undertaking.



Red Sox Scholars: Expanding Access and Opportunity

The mission of our Red Sox Scholars program is to empower Boston's youth to pursue their goals to, through and beyond college by providing mentorship and access to academic, professional and social opportunities. The Red Sox Scholars, presented by Beth Israel Deaconess Medical Center, is a college success program that awards a \$10,000 college scholarship to 12 Boston Public School seventh graders each year. The Foundation then provides academic, professional, and social support to the students for the next nine years to ensure they graduate from college with as little debt as possible and are prepared to enter the workforce, as well as feeling part of a family of resources for years to come. Since the program's creation, the Foundation has engaged and empowered 361 students. The Foundation was proud to welcome its 22nd cohort to our Red Sox Scholars family in 2024.

Fenway Park Learning Lab: Creating a Tradition

In 2023, the Red Sox Foundation, in partnership with the MassMutual Foundation and Fenway Park Tours, launched the Fenway Park Learning Lab, an immersive, educational tour for sixth grade Boston Public Schools (BPS) students. The program, co-designed with BPS educators, leverages Fenway Park as a teaching tool bringing curriculum to life in areas including statistics, history, science, financial literacy and more. Inspired by John Henry's love of baseball and math, this dynamic program will create a rich tradition that makes our historic ballpark part of the educational journey for BPS students.

Youth Baseball and Softball Programs: Growing the Game

NIKE RBI (Reviving Baseball and Softball in Inner Cities): Our vision is for every young person in New England to have access and opportunity to play baseball and softball. As such, the Red Sox Foundation runs the Nike RBI and Jr. Nike RBI Leagues, which annually serve over 1,400 boys and girls, ages 5 to 18, in Boston, Chelsea, and Lawrence. Nike RBI provides team equipment, uniforms, field access and umpires at no cost to players and their families, and supports a cohort of dedicated coaches who use baseball and softball as a platform to teach core values of teamwork, respect and leadership.

YOUTH LEAGUES: The Red Sox Foundation has provided support to Little League and other youth programs across New England. In 2024, the Foundation supported over 165 little leagues with funding.

BOSTON AREA CHURCH LEAGUE: Since 2002, the Red Sox have helped to nurture the Boston Area Church League, which the club created with former Boston Mayor Thomas M. Menino on August 8, 2002. Children played Saturday doubleheaders with pastors as coaches, police as umpires, and assistant district attorneys as volunteers. Several hundred children then enjoyed a Red Sox game at Fenway Park, and relationships created on the ball field carried over into the neighborhoods.

RED SOX CHILDREN'S RETREATS: From 2003-19, the Red Sox helped operate Red Sox Children's Retreats at the Ron Burton Training Village in Hubbardston, MA. In a partnership announced on December 13, 2002, shortly before the Boston Patriots' ailing football star passed away, his son and namesake, a longtime member of the Red Sox, brought children from neighborhoods long on asphalt and short on grass to weekends at the verdant camp created by this remarkable sports family. The children used the lure of sports to learn harmony, life skills, love, and fellowship.

PLAY BALL EVENTS: In collaboration with MLB, the Foundation's Play Ball Events introduce youth in underserved communities to the game in a fun, informal setting. In 2024, over 2,300 youth participated in Play Ball events in 21 communities across New England, including a Fantasy Day on-field clinic at Fenway Park with participants from Best Buddies, Special Olympics and our Nike RBI program.





Red Sox Players in the Community

Red Sox players and coaches support team community outreach through efforts such as community appearances, hospital visits, welcoming diverse pregame groups for batting practice at Fenway Park, and charitable campaigns throughout the season led by player families, just to name a few.

Lindos Sueños

Since 2004, the Red Sox have operated their Lindos Sueños Program, in which American teens traveled to the Dominican Republic to play baseball and engage in community service projects with their teenage counterparts from the island. More than 100 Boston-area teens have participated. It is a remarkable experience to see how quickly socioeconomic backgrounds and different languages give way to unity through the language and heart of baseball. The Lindos Sueños Program, which made its return in 2023, is sponsored by JetBlue. In 2024, the Lindos Sueños Program celebrated 20 years.



Social Justice, Equity, and Inclusion

In early June of 2020, Red Sox President & CEO Sam Kennedy issued a call to action to our front office and our fans outlining the organization's commitment to racial and social justice. In it, Sam affirmed our commitment to standing with those who are working to achieve racial equity, acknowledged the work still needed to do within our organization, and emphasized our responsibility to amplify the voices of those who share our values, but may not share our platform.

Since then, we have reinforced this commitment by sharing resources, celebrating cultural and identity-based milestones, and increasing transparency by disclosing incidents at Fenway Park involving racial slurs. Through relationship-building with local organizations, we have reinforced our role as allies and advocates in solidarity with our increasingly diverse fanbase. With a renewed focus on social justice, equity, and inclusion both on and off the field, the Red Sox and Red Sox Foundation remain committed to driving change from within.

While we continue to use our platform to promote racial and social justice causes, our priority is embedding inclusion and justice into the fabric of our organization. This included launching Employee Resource Groups (ERGs), a structured Mentorship Program, and developing comprehensive education and training initiatives for all staff and players. Beyond these internal efforts, our strengthened partnerships with community organizations have deepened our investment in causes that reflect our commitment to equity.

This work is ongoing, guided by the shared vision of the Red Sox and Red Sox Foundation to foster a more just and inclusive community for all.

Take the Lead

Take the Lead is a collaboration among New England's sports teams to stand up to racism and hate speech, and to provide diverse communities with access and opportunity to careers in sports. To emphasize their commitment to maintaining an inclusive and accepting environment in their venues, leaders from the Bruins, Celtics, Patriots, Red Sox, Revolution, and Fleet gathered to share information, practices, and ideas. With the leadership of state and city officials, the teams agreed to partner on an initiative that would help advance the dialogue on race and share community initiatives that help foster a diverse fan base and front office.



Boston Red Sox Front Office Directory

Principal Owner: John W. Henry | **Chairman:** Thomas C. Werner
President and CEO: Sam Kennedy
Chief Baseball Officer: Craig Breslow
Special Assistants: Pedro Martinez, David Ortiz

Executive Management Team

EVP, Ticketing, Concerts & Events.....	Ron Bumgarner
EVP, Chief Communications Officer.....	Zineb Curran
EVP, Assistant General Manager.....	Raquel Ferreira
EVP, Legal & Government Affairs and Chief Compliance Officer.....	David Friedman
EVP, Chief Operating Officer.....	Jonathan Gilula
EVP, Baseball Operations.....	Brian O'Halloran
EVP, Chief Marketing & Partnerships Officer.....	Troup Parkinson
EVP, Assistant General Manager.....	Eddie Romero
EVP, Social Impact & Executive Director, Red Sox Foundation.....	Bekah Salwasser
EVP, Chief People & Culture Officer.....	Amy Wayas
EVP, PSG Corporate Strategy & General Counsel.....	Ed Weiss
EVP, Chief Financial Officer.....	Tim Zue
SVP, Assistant General Manager.....	Michael Groopman
SVP, Chief Experience Officer.....	Sarah McKenna
SVP, Ballpark Operations.....	Pete Nesbit
SVP, Assistant General Manager.....	Taylor Smith
SVP, Assistant General Manager.....	Paul Toboni

Baseball Operations

VP, Sports Medical Services.....	Brad Pearson
Head of Team Travel.....	Mark Caracciore
Special Assistant, Baseball Operations.....	Ben Crockett
Director, Baseball Strategy/Personnel.....	Andrew Mack
Chief of Staff, Baseball Operations.....	Matt Sauers
Lead Specialist, Baseball Operations.....	Mike Regan
Manager, Baseball Operations.....	Aidan Donovan
Senior Specialist, Baseball Operations.....	Patrick McLaughlin
Special Advisor to the CBO.....	Kyle Boddy
Executive Assistant, Baseball Operations.....	Susan Cox
Coordinator, Player Education.....	Hilda Ramirez
Specialist, Family Experience.....	Karen Zenteno
Assistant, Baseball Operations.....	Anna Clemson
Sports Medicine Administrative Manager.....	Elana Webb

Research & Development

Director, Baseball Sciences.....	David Besky
Director, Baseball Systems.....	Patrick Cogliandro
Director, Baseball Technology.....	Mike Ganley
Director, Baseball Analytics.....	Dan Meyer
Principal Engineer & Tech Lead.....	Connor McCann
Team Lead, Baseball Sciences.....	Brad Alberts
Team Lead, Player Evaluation, Baseball Analytics.....	Spencer Bingol
Team Lead, Major League Strategy, Baseball Analytics.....	Dave Miller
Team Lead, Player Development, Baseball Analytics.....	Jimmy O'Donnell
Coordinator, Sports Science.....	Shaun Owen
Lead Biomechanist.....	Kyle Wasserberger
Senior Data Engineer & Team Lead, Baseball Systems.....	Kameron Wells
Senior Analysts, Baseball Analytics.....	Tyler Burch, Jonathan Waring
Senior Analyst, Baseball Sciences.....	Sam Larson
Senior Data Engineer, Baseball Systems.....	John Smith
Data Engineers, Baseball Systems.....	Lily Amadeo, Vince Fitzpatrick,
.....	Drew Paszek, Benjamin Strauss
Analyst, Major League Strategy, Baseball Analytics.....	Job Clarke
Major League Video & Technology Specialist, Baseball Technology.....	Tyler Forgiore
Analysts, Baseball Analytics.....	Nate Hawkins, Kayla Mei,
.....	Scott Steinberg, Mac Wetherbee
Developers, Baseball Systems.....	Eric Last, Neil Pierre-Louis
Biomechanical Engineer.....	Stacy Lerum
Technology Specialist, Baseball Technology.....	Javin Vincelette
Minor League Assistant, Baseball Technology.....	Nick Guzzo
Assistant, Dominican Republic Sports Science.....	Christian Monteferrante
Assistants, Baseball Analytics.....	Josh Mould, Maxwell Resnick

Player Development

Senior Director, Player Development.....	Brian Abraham
Director, Pitching.....	Justin Willard
Director, Hitting Development & Program Design.....	Jason Ochart
Director, Major League Development.....	Chris Stasio
Director, Strength & Conditioning.....	Nick Shedd
Nutrition Specialist.....	Mary Ellen Kelly
Special Assistant, Strength & Conditioning.....	Kiyoshi Momose
Manager, Baseball Development.....	Jordan Elkary
Assistant, Player Development.....	Justin Frometa

Scouting

VP, Scouting Development & Integration.....	Gus Quattlebaum
Co-Directors, International Scouting.....	Todd Claus, Rolando Pino
Director, Amateur Scouting.....	Devin Pearson
Director, Professional Scouting.....	Harrison Slutsky
Assistant Director, Amateur Scouting.....	Jake Bruml
Assistant Director, Professional Scouting.....	Mark Heil
Manager, Professional Scouting.....	Zach Aldrich
Managers, International Scouting.....	Marcus Cuellar, Bob Schneider
Assistant, Amateur Scouting.....	Chloe Gosselin

Clubhouse Staff

Home Clubhouse Manager.....	Tom McLaughlin
Visiting Clubhouse Manager.....	Edward "Pookie" Jackson
Visiting Clubhouse Coordinator.....	Billy Broadbent
Assistant Home Clubhouse Manager.....	Josh Liebenow
Visiting Clubhouse Assistant.....	John Coyne
Minor League Equipment Manager.....	Mike Stelmach
Minor League Assistant Equipment Manager.....	RJ Warner
Minor League Clubhouse Assistant.....	Cole Filosa

Business Affairs

EVP, Chief Operating Officer.....	Jonathan Gilula
VP, Special Projects.....	Fred Olsen
Senior Director, Business & Government Affairs.....	Claire Durant

Ballpark Operations

SVP, Ballpark Operations.....	Pete Nesbit
Director, Grounds.....	Derek Gauger
Manager, Grounds.....	Devin Fitman
Specialist, Grounds.....	Jedidiah Saverse
Coordinator, Grounds.....	Jackson Elsbrey
Senior Director, Security & Emergency Services.....	Colm Lydon
Assistant Director, Event Security & Operations.....	Mike Gunning
Specialist, Security & Event Operations.....	Juliana Rush
Supervisor, Security & Emergency Services.....	Angel Santiago
Director, Ballpark & Game Day Operations.....	Ryan Kozul
Coordinator, Security & Game Day Operations.....	Michael Pierce
Senior Manager, Event Operations.....	Chris Chirichello
Coordinator, Event Operations.....	Max Smith
Manager, Concessions and Merchandise.....	Olivia Bones
Manager, Office Services.....	Nicole Tiffany

Facilities Management

VP, Ballpark Planning & Facilities Management.....	Jonathan Lister
Facilities Superintendent.....	Donnie Gardner
Director, Facilities Planning & Services.....	Alex Spader
Senior Manager, Facilities Planning & Sustainability.....	Robyn Corson
Managers, Ballpark Logistics.....	Paul Boutiette, George Thornton
Coordinator, Ballpark Logistics.....	Jalen Jones
Coordinator, Facility Planning & Services.....	Cole Durvett
Coordinator, Facility Planning & Administration.....	Sam Goy
Coordinator, Facility Planning & Operations.....	Joe Ramirez

Florida Business Operations

General Manager, Florida Operations & JetBlue Park.....	Shawn Smith
Director, Florida Business Operations.....	Brennan Whitley
Director, Partner Development.....	Allison Bucci
Account Executive, Season & Group Tickets.....	Jack Gordon

Communications

EVP, Chief Communications Officer.....	Zineb Curran
--	--------------

Corporate Communications

Director, Corporate Communications.....	Katelyn Reilly
Specialist, Corporate Communications.....	Liam Stephanos

Baseball Communications & Media Relations

Senior Director, Baseball Communications & Media Relations.....	Abby Murphy
Assistant Director, Baseball Communications & Media Relations.....	JP Nolan
Manager, Baseball Communications & Media Relations.....	Daverson Perez
Specialist, Baseball Communications & Media Relations.....	Devin Benoit
Coordinator/Interpreter.....	
Baseball Communications & Media Relations.....	Carlos Villoria-Benitez
Coordinator, Baseball Communications & Media Relations.....	Raleigh Clark

Community Relations

EVP, Social Impact & Executive Director, Red Sox Foundation.....	Bekah Salwasser
Director, Community & Player Relations.....	Caitlin Hanley
Specialist, Community & Player Relations.....	Nate Montero
Senior Coordinator, Community Relations.....	Becca Springle

Executive Administration

Special Assistant to the Principal Owner.....	Sylvia Moon
Special Assistant to President of FSG & President/CEO of Boston Red Sox.....	Jamie Bucci
Executive Assistant to the Chairman.....	
Boston Red Sox and Red Sox Foundation.....	Kelley Rogers
Executive Personal Assistant to the Henry Family.....	Brienne Hart
Senior Advisor to the President/CEO.....	Ron Burton
Executive Office Coordinator & People & Culture Assistant.....	Avery O'Connor

Fan Services & Entertainment, Fenway Park Tours, & Red Sox Productions

SVP, Chief Experience Officer.....	Sarah McKenna
------------------------------------	---------------

Fan Services & Entertainment

Director, Fan Services & Entertainment.....	Jae Holland
Director, Fan Services & Entertainment.....	Kali Richards
Specialist, Fan Services & Entertainment.....	Catie McGonagle

Fenway Park Tours

SVP Fenway Park Tours, Engagement & Experiences.....	Marcita Thompson
Senior Manager, Group Tour Sales.....	Sarah Farley
Specialist, Fenway Park Tours.....	Angel Escalante

Red Sox Productions

SVP, Red Sox Productions.....	John Carter
Chief Engineer.....	Jason Notermann
Director, Red Sox Productions.....	Steve Roman
Assistant Directors, Red Sox Productions.....	Luke Fraser, Stacey Lamboni
Specialist, Red Sox Productions.....	Marcel Johnson
Coordinator, Red Sox Productions.....	Caleb Uhl

Boston Red Sox Front Office Directory, Continued

Finance, Analytics & Information Technology

EVP, Chief Financial Officer Tim Zue

Finance

Senior Vice President, Chief Accounting Officer Ryan Oremus
Vice President, Financial Planning & Operations Ryan Scafidi
Director, Payroll & Administration Cathy Fahy
Director, Financial Planning & Operations Rob Winter
Senior Manager, Finance & Accounting Sofia Paparella
Accounting Manager Kelsey Gee
Accounting Analyst Steph Luchene
Staff Accountants James Murphy, CJ Alexander
Financial Analyst Cole McGovern
Specialists, Accounting Operations Julia Fieldsend
..... Andrew Ariagno, Katie Bondoc

Business Strategy & Analytics

SVP, Business Strategy & Analytics Jonathan Hay
Senior Director, Research, Business Strategy & Analytics Kurt Zwald
Director, Business Strategy & Analytics Patrick Kelley
Senior Manager, CRM Ben Nickerson
Senior Business Insight Analyst Grant Sherman
Business Analyst Marlee Masters
CRM Analyst Cooper Hoffman
Data Engineer Sukriti Sudhakar

Information Technology

SVP, Chief Technology Officer Brian Shield
VP, Technology Operations/Information Security Randy George
VP, Software Engineering Dan White
Director, IT Operations Ryan Oreste
Director, Network Services Matt Salmeri
Senior Manager, IT Client Support Elizabeth Barnes
Manager, Software Engineering Michael Bottomley
Manager, Cyber Security Ariana Giunta
Manager, Ballpark Technology Kevin Tse
Manager, Service Desk Steven Foulkes
Senior Software Engineer Michelle Meredith
Network Engineer Johnathan Montana

Government & Neighborhood Affairs

EVP, Legal & Government Affairs and Chief Compliance Officer David Friedman
Senior Director, Business & Government Affairs Claire Durant
Coordinator, Government & Neighborhood Affairs Alejandro Auffant

Legal

EVP of Corporate Strategy and General Counsel, FSG Ed Weiss
EVP Legal & Government Affairs and Chief Compliance Officer David Friedman
SVP, Assistant General Counsel, FSG Boston Elaine Steward
VP, Assistant General Counsel, FSG Boston Iciar Garcia, Mandy Pettilo
Counsel Cameron Hamell
Director, FSG Partners & Legal Operations Caitlin Kilcher
Director, Enterprise Risk Management Christina Logge

Marketing & Partnerships

EVP, Chief Marketing & Partnerships Officer Troup Parkinson

Partnerships, Client Services, & Alumni Relations

SVP, Partnerships & Alumni Relations Marcell Bhangoo
VP, Client Services Sean Walsh
Director, Partnership Operations Bailey Douglas
Director, Partnership Activation Amanda Heglin
Senior Manager, Client Services Alexandria Kraus
Alumni Relations Manager & Team Curator Sarah Coffin
Manager, Client Services Ollie Rothmann
Specialist, Client Services Nicole Wheaton
Specialist, Partnership Activation John Carey
Coordinator, Client Services Morgan Fedosiewicz
Coordinator, Client Services & Limited Partners Adam Moskus
Coordinator, Partnership Activation Andrew Ross

Brand & Creative

Senior Vice President, Brand & Creative Tim Heintzelman
Senior Director, Brand & Social Kelsey Doherty
Creative Director Marissa McClain
Manager, Photography Madeline Malhotra
Manager, Social Media Janey Murray
Senior Graphic Designer, Brand Specialist Ryan Patrick
Graphic Designer, Marketing Specialist Yewande Salako
Graphic Designer Susie Korzec

Marketing & Broadcasting

Senior Vice President, Marketing & Broadcasting Colin Burch
Director, Digital & Multicultural Marketing Beatriz Lopez
Specialist, Fan Growth Kendall Ely
Specialist, Marketing Rachel Blackman
Coordinator, Digital Marketing Emma Kosko

People & Culture

EVP, Chief People & Culture Officer Amy Waryas
VP, Learning & Organizational Development Juan Ruiz-Hau
Senior Director, Total Rewards & HRIS Benjamin Coakley
Director, Talent Acquisition & Employee Relations Kara Buckley
Director, Diversity, Equity, Inclusion & Belonging Michael Lara
Manager, Learning & Development, Baseball Operations May Peckham
Senior Total Rewards Specialist Emily Caruso
Senior Talent Acquisition Specialist, Business Operations Katie Kelly
Talent Acquisition Specialist, Baseball Operations Brett Amendola
Senior Coordinator, People & Culture Katie Naughton
Senior Coordinator, People Operations Charlotte Plakans

Ticketing, Fenway Park Events, Concerts

EVP, Ticketing, Concerts & Events Ron Bumgarner

Ticketing

SVP, Ticketing Richie Beaton
SVP, Ticket Services and Operations Naomi Calder
Senior Director, Ticket Services Jenean Rombola
Director, Season Ticket Services Mike Cometa
Director, Ticket Strategy & Promotions Travis Pollio
Assistant Director, Ticket Systems Administration Matthew VanDeusen
Assistant Director, Ticket Fulfillment & Operations Peter Fahey
Senior Manager, Ticket Services Ben Dorman
Senior Manager, Ticket Technology & Operations Matthew Crawford
Manager, Ticket Strategy & Promotions Hannah Gailey
Ticket Settlement Administrator Curtis Chin
Senior Account Specialist, Season Ticket Services Tarah Reardon
Account Executives, Season Ticket Services Ray Marceau,
..... Kidane Hippolite, Eileen Hedger, John Llivera, Elias Connor
Junior Season Ticket Account Executives John Sullivan, Devon Mann
Coordinator, Ticket Services Karina Provost
Ticket Services Associates Michael Miklos, Brooke Schwab, Erica Johnson

Ticket Sales

SVP, Ticket Sales William Droste
Vice President, Season Ticket & Special Event Sales David Baogs
Vice President, Group Sales & Red Sox Destinations Carl Grider
Senior Manager, Premium Sales & Concerts Kyle Raynor
Manager, Red Sox Sales Academy Seth Shuman
Account Executives, Premium Sales Noah Sullivan, Michael Gavan
Group Sales Hospitality Manager Chris Hofer
Manager, Group Sales Matt Tieri
Account Executives, Group Sales Julia Johnson, Lindsey Cole,
..... Scott Baackes, Isabella DiGregorio, Nicholas Duarte
Senior Manager, Game Events & Services Ryan Starnes
Specialists, Game Events & Services Brady Gardner, Marcus Chery
Coordinators, Game Events & Services Brittany Brown, Katie Raymond
Manager, Premium Season Ticket Sales Matt Gladstone
Account Executives, Premium Season Ticket Sales Jack Carpenter, El Pacapelli
Inside Sales Representatives Isaiah Mueller, Jessica Ken-Kwofie,
..... Molly Cronin, Jordan Lyons

Fenway Park Events

SVP, Fenway Park Events Carrie Campbell
VP, Sales & Service Haley McNearney
Senior Director of Business Development &
Executive Director, Wasabi Fenway Bowl Brett Miller
Director, Events Julio Jeune
Director, Internal Events Megan Berninger
Assistant Director, Event Sales & Business Development Taylor Grinnell
Senior Manager, Event Sales Lindsay Chapin
Senior Manager, Events Kathryn Oliver
Manager, Events & Director,
Events & Team Operations, Wasabi Fenway Bowl Kristina Hudak
Manager, Events Rebecca Reid
Manager, Events Kristen Casello
Manager, Internal Events Dani Hickman

Fenway Concerts

SVP, Fenway Concerts & Entertainment Larry Cancro
Senior Director, Fenway Concerts & Entertainment Beth Krudys
Specialist, Fenway Concerts & Entertainment Brendan Albertson

Red Sox Foundation

EVP, Social Impact & Executive Director, Red Sox Foundation Bekah Salwasser
Director, Development & Communications Tyler Petropoulos
Assistant Director, Programs Lidia Zayas
Senior Manager, Development & Events Jenn Jacob
Manager, Development & Sponsorships Jamie Dickman
Manager, Education Programs Emily McGrail
Manager, Youth Baseball & Softball Programs Anesury Richardo
Senior Coordinator, Development & Marketing Kiana Swepson
Coordinator, Development & Sponsorships Bella Alvarez
Coordinator, Youth Baseball & Softball Programs Molly Dickerson
Coordinator, Programs & Partnerships Haley Kwoun
Coordinator, Run to Home Base Christian Pirnie
Coordinator, Development & Operations Alexandra Young
Fellow, Red Sox Scholars Tristan Webster

Red Sox Ownership and Executives



John W. Henry, Principal Owner

John W. Henry is in his 24th season as Principal Owner of the Boston Red Sox. Since becoming a steward of the franchise in 2002, the club has won a Major League-best four World Series Championships, claimed five American League East titles, and made 11 postseason appearances. In the 23 years from 2002-24, the Red Sox recorded the fourth-highest winning percentage in baseball (.546), notably setting a franchise record with 108 regular-season wins in 2018.

In addition to the club's on-field success, Mr. Henry and his partners have overseen the preservation and protection of Fenway Park, the oldest operating ballpark in Major League Baseball. Since 2002, the ownership group has invested over \$400 million in improvements, ensuring the ballpark's viability for future generations.

Fulfilling a pledge to be active and engaged members of the Boston and New England community, Mr. Henry and his partners founded and funded the Red Sox Foundation. Since its creation in 2002, the Foundation has grown to become the largest team charity in Major League Baseball and one of the fastest growing in professional sports, earning the "Best Sports Charity" award in 2009 and the "Commissioner's Award for Philanthropic Excellence" in 2010 and 2019.

Mr. Henry takes an active role in league matters and currently serves as Chairman of Major League Baseball's Business Board. He is also an Ex Officio member of its Executive Council and is a member of the Committee on Economic Reform and the Investment Committee.

Prior to the purchase of the Red Sox, Mr. Henry was chairman and sole owner of the Florida Marlins from 1999 through 2001 and a limited partner of the New York Yankees from 1991 through 2003.

Mr. Henry's 36 years of experience in baseball ownership began in 1989 as chairman and majority owner of the Tucson Toros of the Triple-A Pacific Coast League. He was also one of the founders of the Senior Professional Baseball Association, a Florida winter league composed of retired major league players. He co-owned one of its teams, the West Palm Beach Tropics, for its sole season from 1989 to 1990. The team was managed by former Red Sox "Impossible Dream" manager, Dick Williams.

Mr. Henry is a founder and the principal owner of Fenway Sports Group (FSG), a global sports, marketing, media, entertainment, and real estate company anchored by three iconic clubs, the Boston Red Sox, Liverpool Football Club, and the Pittsburgh Penguins. In addition to his role as control person for all three teams, he is a member of the National Hockey League's Strategic Planning & Innovation Committee and also serves as Director of NASCAR's RFK Racing, of which FSG owns a significant stake. Fenway Sports Group and Mr. Henry also own a controlling interest in Boston Common Golf, a tech-forward golf team representing Boston and New England, featuring PGA TOUR stars Rory McIlroy, Keegan Bradley, Adam Scott, and Hideki Matsuyama.

In addition to his role as Principal Owner of Fenway Sports Group, Mr. Henry is the Manager of Strategic Sports Group (SSG), a consortium of American sports team owners invested in PGA TOUR Enterprises, the commercial arm of the PGA TOUR. He serves on the Board of Directors of PGA TOUR Enterprises, overseeing its commercial operations, and is a member of the Board Strategy Committee, which guides the organization's strategic direction. As Chairman of the Transaction Committee, he leads efforts to assess and execute large-scale mergers, acquisitions, and investment opportunities that shape the future of PGA TOUR Enterprises.



Independent of Fenway Sports Group, Mr. Henry and partner Dave Kaemmer founded iRacing.com in 2004, a company that has grown to become the world's premier motorsport racing simulation portal, offering more racing disciplines than any other online platform.

Outside of his career in sports, Mr. Henry has extensive experience as a founder, manager, and investor. A pioneering trader of commodities futures, for more than 30 years Mr. Henry served as Chairman of the John W. Henry & Company, Inc., a global investment management firm he founded in 1981.

In October of 2013, Mr. Henry purchased the Boston Globe, becoming the third owner of the largest newspaper in New England. A year later, he assumed the role of publisher, the newspaper's ninth in its history.

Mr. Henry has served on the Board of Directors of the Futures Industry Association (FIA), the National Association of Futures Trading Advisors, and the Managed Futures Trade Association. He was elected to the FIA's Futures Hall of Fame as a recognized leader in alternative asset financial product innovation.

Mr. Henry has served as a board member of the Benson-Henry Institute for Mind Body Medicine at Massachusetts General Hospital and is a former Trustee of Massachusetts General Hospital, Boca Raton Community Hospital, and a former board member of the Library of Congress Trust Fund.

Mr. Henry has received honorary doctorate degrees from Northeastern University and Boston University. In 2024, he received the Golden Plate Award from the Academy of Achievement and is an Award Council member. Mr. Henry has also received the Charles Hamilton Houston Justice Award, the Master Entrepreneur of the Year Award in New England, and a lifetime achievement award from Alternative Investment News.

Born in Quincy, Illinois, Mr. Henry spent most of his childhood on the family farm in Forrest City, Arkansas, where his father raised soybeans, corn, and wheat. A Cardinals fan who grew up listening to Harry Caray, Jack Buck, and Joe Garagiola on the radio, Mr. Henry was nine when he saw his first Major League game at Sportsman's Park in St. Louis – the very city where he would see his own Boston Red Sox win the World Series in 2004.

RED SOX OWNERSHIP HISTORY

Charles W. Somers	1901-02
Henry J. Killilea	1903-04
John I. Taylor	1904-11
James R. McAleer	1912-13
Joseph J. Lannin	1913-16
Harry H. Frazee	1917-23
J.A. Robert Quinn	1923-33
Thomas A. Yawkey	1933-76
Jean R. Yawkey	1976-77
Jean R. Yawkey:	1978-80
Haywood Sullivan,	
Edward G. LeRoux Jr.	
Jean R. Yawkey Trust:	1981-86
Haywood C. Sullivan,	
Edward G. LeRoux Jr.	
Jean R. Yawkey Trust:	1987-93
Haywood Sullivan	
Jean R. Yawkey Trust	1994-2002
The Henry-Werner Group	2002-present

MLB Rankings, 2002-2024

Most World Series Titles

1.	Boston Red Sox	4
2.	San Francisco Giants	3
T3.	Houston Astros	2
T3.	Los Angeles Dodgers	2
T3.	St. Louis Cardinals	2
T6.	10 teams tied	1

Most Postseason Wins

1.	Houston Astros	75
2.	Los Angeles Dodgers	73
3.	New York Yankees	70
T4.	Boston Red Sox	63
T4.	St. Louis Cardinals	63

Most Postseason Appearances

1.	New York Yankees	18
2.	Los Angeles Dodgers	16
3.	St. Louis Cardinals	14
4.	Atlanta Braves	14
T5.	Boston Red Sox	11
T5.	Houston Astros	11

Most Regular Season Wins

1.	New York Yankees	2,104
2.	Los Angeles Dodgers	2,067
3.	St. Louis Cardinals	1,991
4.	Boston Red Sox	1,978
5.	Atlanta Braves	1,969

Red Sox Ownership and Executives, Continued



Thomas C. Werner, Chairman

Tom Werner, who has been involved in Major League Baseball for more than 30 years and whose love for the Red Sox spans more than five decades, has played a vital role in the team's success on the field, the saving and restoration of Fenway Park, and its difference-making impact in the community.

Werner began his baseball career as leader of the ownership group that purchased the San Diego Padres in 1990, and served as the club's majority owner until December 22, 1994. He subsequently joined forces with John W. Henry and Larry Lucchino to acquire the Red Sox, the only bidders to make saving Fenway Park a cornerstone of their proposal. Together, they and their partners won the right to buy the team on December 20, 2001 and completed the purchase on February 27, 2002. Three years later, after substantial improvements to the ballpark, Werner, Henry, and Lucchino on March 23, 2005 pledged their long-term commitment to Fenway Park, inspiring major investment in the surrounding neighborhood and sparking a remarkable transformation. Because of their vision, Fenway Park in 2012 became the first ballpark to celebrate its 100th anniversary, and with over \$400 million in renovations, its viability as "America's Most Beloved Ballpark" has been assured for years to come.

On the field, the Red Sox have enjoyed considerable success under Henry and Werner. Over their 24 years of ownership, the club has won a Major League-best four World Series Championships, claimed five American League East titles, and made 11 postseason appearances. In the 23 years from 2002-24, the Red Sox recorded the fourth-highest winning percentage in baseball (.546), notably setting a franchise record with 108 regular-season wins in 2018.

The team's on-field success has been accompanied by its determination to play a meaningful role in the community. Werner was instrumental in establishing and overseeing the Red Sox Foundation, which has become the largest and one of the fastest-growing team charities in Major League Baseball. Since its creation in 2002, the Red Sox Foundation has awarded over 6,000 grants to mission-aligned organizations, helped 361 Boston Public Schools students with college scholarships and mentoring through the Red Sox Scholars program, and supported thousands of youth baseball programs in Boston and throughout New England with its RBI and Little League programming. Additionally, the Foundation has helped support the critical services provided to 20,000 individuals each year at The Dimock Center in Roxbury, and through a longstanding and unique partnership that dates back to 1953, the Red Sox have helped the Jimmy Fund raise more than \$172 million for cancer treatment and research at Dana-Farber Cancer Institute. In 2010, the Red Sox were the first organization ever to be awarded Major League Baseball's Allan H. Selig Award for Philanthropic Excellence for the impact of the Red Sox Scholars program on underserved youth in Boston.

Werner spearheaded the creation of the Home Base Program, a partnership between the Red Sox Foundation and Massachusetts General Hospital, following the teams' visits to Walter Reed Medical Center as an adjunct to their World Series ceremonies in the White House. To date, this significant partnership has provided treatment and care to over 40,000 veterans and their families suffering from the "invisible wounds of war," and garnered Werner and the Red Sox a pair of prestigious awards. In recognition of his leadership, Werner was honored with the United States Army's Outstanding Civilian Service Award on October 30, 2014. In November 2019, the Red Sox were once again named recipient of the Allan H. Selig Award for Philanthropic Excellence for the achievements of the Home Base program, making the Red Sox the first organization to win the award twice since its inception in 2010. For his efforts in founding the Home Base program, in May of 2021, Werner was presented with the Secretary of Defense Medal for Outstanding Public Service – the second highest award from the head of the Department of Defense, and in 2023, was awarded the prestigious Navy SEAL Foundation Patriot Award, presented to an individual or organization that has contributed significantly to our nation and demonstrated and upheld the same values epitomized by the Navy SEAL community.

Like so many Red Sox fans of his generation, Werner's infatuation with the club began in 1967, when as a freshman at Harvard, the New York native was caught up in the team's "Impossible Dream" journey to the World Series. He fell hard, both for the Red Sox and Fenway Park. For his Visual Studies class at Harvard, he created a documentary about Fenway Park, a project that presaged a phenomenally successful career that has included his enshrinement in the Television Academy Hall of Fame.

Embodying the values of integrity and quality, Werner and his partner, Marcy Carsey, have helped create over 1,600 half-hours of quality primetime comedies. These include: "That 70's Show", "ROSEANNE", "3rd Rock from the Sun", "The Cosby Show", "A Different World", "Cybill" and "Grace Under Fire." The Carsey-Werner partnership is widely regarded as one of the most successful independent television production companies in the history of the medium. Before starting Carsey-Werner, the duo worked for ABC television when they discovered Robin Williams in a comedy club and launched his career in "Mork and Mindy." They also provided opportunities to such talents as Tom Hanks ("Bosom Buddies"), Billy Crystal ("Soap"), Danny DeVito, and Tony Danza (both in "Taxi").

Werner is still active producing numerous television series. He is currently executive producing the seventh season of THE CONNERS, ABC's number 1 comedy; and Freevee's THE PRADEEPS OF PITTSBURGH.

Red Sox Ownership and Executives, Continued

Born April 12, 1950, Werner in 2001 received the Lifetime Achievement Award from the Producers Guild of America. His company has earned 24 Emmy Awards, 11 People's Choice Awards, and numerous Golden Globes, Humanitas Prizes, and Peabody Awards. In 2000, Werner, Carsey, and their partner Caryn Mandabach joined forces with Geraldine Laybourne and Oprah Winfrey to start Oxygen, a 24-hour cable channel serving the modern woman. Since 2001, when Werner and his partners purchased the Red Sox, Fenway Park, and 80% of the New England Sports Network, NESN has become a highly acclaimed model for regional sports networks throughout the country, the first to broadcast Major League Baseball games in high definition and to launch a direct-to-consumer offering, NESN 360. In August 2023, the Pittsburgh Penguins acquired their regional sports network, SportsNet Pittsburgh, the local RSN broadcasting Penguins hockey and Pirates baseball.

Werner has long immersed himself in the work of Major League Baseball and was a leader in the adoption of the wild-card playoff format, of which the 2004 club was an historic beneficiary. He presently serves on Major League Baseball's Competition Committee, Joint Competition Committee, and Revenue Sharing Definitions Committee. In January of 2013, for his leadership and dedication to the game, Werner received the Dave Winfield Humanitarian Award from the Professional Baseball Scouts Foundation at the organization's annual "In the Spirit of the Game" Sports and Entertainment Spectacular.

Werner became Chairman of the Liverpool Football Club in 2010. In 2019, Liverpool defeated Premier League rival Tottenham, 2-0, in the UEFA Champions league final in Madrid. Liverpool further solidified its place atop the global elite by winning the FIFA Club World Cup in December 2019 and followed that up by capturing the 2019-20 Premier League title, the club's 19th topflight league championship.

Werner became Chairman of the Pittsburgh Penguins in December 2021, when the hockey team was acquired by Fenway Sports Group, a global sports, marketing, media, entertainment, and real estate company of which Werner is Chairman. In 2023, he also became Chairman of Boston Common Golf, a tech-forward golf team representing Boston and New England, featuring PGA TOUR stars Rory McIlroy, Keegan Bradley, Adam Scott, and Hideki Matsuyama.

Werner spends much of the year in Boston, where he has a residence. He has served on many boards, including the White House Fellows Commission and the Ron Brown Scholar Program. He currently serves on the National Board for After School All Stars, a program helping more than 90,000 at-risk youth engage in after school activities.



Red Sox Ownership and Executives, Continued



Sam Kennedy, President and CEO

Sam Kennedy is in his 24th season with the Red Sox and his tenth as President and Chief Executive Officer. Since joining the club, Kennedy has played a key role in the renaissance of the Red Sox that has included four World Series Championships, the preservation and protection of Fenway Park and the expansion of its operation beyond baseball.

With over 30 years of experience working in Major League Baseball, Kennedy joined the Red Sox in 2002 after six years with the San Diego Padres from 1996-2001. He began his career as an intern for the New York Yankees in 1993.

In March 2024, Kennedy was also appointed CEO of Fenway Sports Group (FSG), overseeing the comprehensive management and strategic direction of its global portfolio of teams, properties, and business ventures.

Kennedy is an investor in Strategic Sports Group (SSG), a consortium of American sports team owners who have made a minority investment in PGA TOUR Enterprises. In 2024, SSG closed on a major financial and strategic investment into PGA TOUR Enterprises in a partnership focused on maximizing revenue generation for the benefit of PGA TOUR players and finding opportunities to enhance the game of golf across the world. Kennedy also serves on the Board of Directors of PGA TOUR Enterprises, which controls all commercial activities related to the PGA TOUR.

During his tenure, Kennedy has received many recognitions including Boston Business Journal's 40 under 40 Award. He was later inducted into the Sports Business Journal's 40 under 40 Hall of Fame, comprised of multi-year recipients of the honor who are among the most influential and creative young professionals in the industry.

Kennedy serves on the Board of Trustees for the Winsor School, Dana-Farber Cancer Institute and Camp Harbor View.

A native of Boston, MA, who grew up within walking distance of Fenway Park, Kennedy is a former captain of the baseball team at Brookline High with friend and classmate Theo Epstein. Kennedy graduated from Trinity College (CT) in 1995. He and his wife of 25 years, Amanda, reside in the Boston area with their 21-year-old son, Jimmy, and 20-year-old daughter, Ally.

RED SOX PRESIDENT HISTORY

Charles Somers	1901-03
Henry Killilea	1903-04
John I. Taylor	1904-11
James McAleer	1911-13
Joseph Lannin	1913-16
Harry Frazee	1916-23
Bob Quinn	1923-33
Tom Yawkey	1933-76
Jean R. Yawkey	1976-87
John Harrington	1987-2001
Larry Lucchino	2002-15
Sam Kennedy	2015-present





Craig Breslow, Chief Baseball Officer

Craig Breslow was named Chief Baseball Officer for the Boston Red Sox on October 25, 2023. In this role, he is responsible for all baseball operations matters.

Breslow spent the previous five seasons in the Chicago Cubs organization, most recently as Assistant General Manager/Senior Vice President, Pitching in 2023. His front office career began in 2019 with the Cubs as Director of Strategic Initiatives, evaluating and implementing data-based processes throughout all facets of baseball operations while also supporting the pitching infrastructure in the farm system. In 2020, he was named Director of Pitching/Special Assistant to the President and General Manager, then spent the 2021-22 seasons as Assistant General Manager/Vice President, Pitching.

A 2013 World Series champion with Boston, Breslow is only the fourth former Red Sox player to lead the club's baseball operations efforts, the first since Haywood Sullivan served as General Manager from 1978-83. Entering 2024, the only other active heads of baseball operations who played in MLB were the White Sox' Chris Getz, the Mariners' Jerry DiPoto, and the Rangers' Chris Young.

Selected by the Milwaukee Brewers in the 26th round of the 2002 First-Year Player Draft, Breslow pitched 12 Major League seasons and recorded a 3.45 ERA over 576 appearances for San Diego (2005), Boston (2006, '12-15), Cleveland (2008, '17), Minnesota (2008-09, '17), Oakland (2009-11), Arizona (2012), and Miami (2016). He appeared in 202 games for the Red Sox, notably posting a 1.81 ERA in 61 outings in the 2013 regular season to help Boston capture the American League East title en route to a World Series championship. Breslow allowed zero earned runs in nine of his 10 Postseason outings in 2013, earning the win in Boston's ALDS-clinching victory over the Rays before securing a hold in the club's ALCS-clinching win over the Tigers.

Breslow graduated in 2002 from Yale University with a degree in molecular biophysics and biochemistry. He was named the "Smartest Man in Baseball" by The Wall Street Journal in 2009, and in 2010 he ranked No. 1 on The Sporting News list of Top 20 Smartest Athletes.

In 2008, Breslow founded the Strike 3 Foundation, which aims to heighten awareness, mobilize support, and raise funding for childhood cancer research. In 2013, he earned the Red Sox' Tim Wakefield Community Service Award and was named the BoSox Club's "Man of the Year." Breslow was nominated for Major League Baseball's Roberto Clemente Award three times, including in 2010 with the Oakland A's and in 2013 and 2014 with the Red Sox.

Born in New Haven, CT, Breslow resides in Newton, MA, with his wife, Kelly; daughter, Livia; and twin boys, Mason and Carter.

RED SOX BASEBALL OPERATIONS LEADERSHIP HISTORY

1933-47: Eddie Collins*	1978-83: Haywood Sullivan*^	2006-11: Theo Epstein*
1948-58: Joe Cronin*^	1984-93: Lou Gorman*	2011-15: Ben Cherington*
1959-60: Bucky Harris*	1994-02: Dan Duquette*	2015-19: Dave Dombrowski (6)
1961-62: Dick O'Connell (1)	2002: Mike Port* (4)	2019-23: Chaim Bloom (7)
1963-65: Mike Higgins^ (2)	2002-05: Theo Epstein*	2023-present: Craig Breslow^ (8)
1965-77: Dick O'Connell* (3)	2005-06: Ben Cherington/Jed Hoyer* (5)	

*General Manager ^Played for the Red Sox

(1) The General Manager position was eliminated for the 1961-62 seasons; Executive Vice President of Business and Baseball Operations Dick O'Connell assumed the role. **(2)** Mike Higgins was Executive Vice President in charge of baseball operations while Dick O'Connell maintained oversight of business operations. **(3)** Dick O'Connell was named General Manager on September 16, 1965 when Mike Higgins resigned. **(4)** Mike Port was named interim General Manager on February 28, 2002. **(5)** Theo Epstein left the Red Sox from October 21, 2005-January 19, 2006. Ben Cherington and Jed Hoyer were named co-General Managers on December 12, 2005 and served in that capacity until Epstein's return. **(6)** Dave Dombrowski was hired as President of Baseball Operations on August 18, 2015. **(7)** Chaim Bloom was hired as Chief Baseball Officer on October 28, 2019. **(8)** Craig Breslow was hired as Chief Baseball Officer on October 25, 2023.

Executive Management Team



Ron Bumgarner

Executive Vice President,
Ticketing, Concerts & Events



Zineb Curran

Executive Vice President/
Chief Communications Officer



Raquel Ferreira

Executive Vice President/
Assistant General Manager



David Friedman

Executive Vice President,
Legal and Government Affairs/
Chief Compliance Officer



Jonathan Gilula

Executive Vice President/
Chief Operating Officer



Brian O'Halloran

Executive Vice President,
Baseball Operations



Troup Parkinson

Executive Vice President,
Chief Marketing & Partnerships
Officer



Eddie Romero

Executive Vice President/
Assistant General Manager



Bekah Salwasser

Executive Vice President,
Social Impact/
Executive Director,
Red Sox Foundation

Executive Management Team, Continued



Amy Waryas

Executive Vice President/
Chief People & Culture Officer



Ed Weiss

Executive Vice President/
Fenway Sports Group
Corporate Strategy &
General Counsel



Tim Zue

Executive Vice President/
Chief Financial Officer



Mike Groopman

Senior Vice President/
Assistant General Manager



Sarah McKenna

Senior Vice President/
Chief Experience Officer



Pete Nesbit

Senior Vice President,
Ballpark Operations



Taylor Smith

Senior Vice President/
Assistant General Manager



Paul Toboni

Senior Vice President/
Assistant General Manager

OFFICIAL APP OF THE BOSTON RED SOX



Get access to everything Red Sox everywhere you go. MLB is the #1 app for live Red Sox baseball. Delivering live audio broadcasts with your favorite announcers, updates on all of your followed Red Sox players, customizable favorite team features, breaking news, video highlights and much more.





BASEBALL OPERATIONS

Baseball Operations Front Office

Major League Personnel



Raquel Ferreira
Executive Vice President,
Assistant General Manager



Brian O'Halloran
Executive Vice President,
Baseball Operations




Eddie Romero
Executive Vice President,
Assistant General Manager



Mike Groopman
Senior Vice President,
Assistant General Manager



Taylor Smith
Senior Vice President,
Assistant General Manager




Paul Toboni
Senior Vice President,
Assistant General Manager



Mark Cacciatore
Head of Team Travel



Ben Crockett
Special Assistant,
Baseball Operations



Andrew Mack
Director, Baseball
Strategy/Personnel



Matt Sauers
Chief of Staff,
Baseball Operations



Mike Regan
Lead Specialist,
Baseball Operations



Aidan Donovan
Manager, Baseball
Operations



Patrick McLaughlin
Senior Specialist,
Baseball Operations



May Peckham
Learning & Development
Manager, Baseball
Operations



Brett Amendola
Talent Acquisition Specialist,
Baseball Operations



Kyle Boddy
Special Advisor to
the Chief Baseball Officer



Susan Cox
Executive Assistant,
Baseball Operations



Hilda Ramirez
Player Development
Education Coordinator




Karen Zenteno
Specialist, Family
Experience



Anna Clemson
Assistant,
Baseball Operations

Baseball Research & Development



David Besky
Director,
Baseball Sciences



Patrick Coglianese
Director, Baseball
Systems



Mike Ganley
Director, Baseball
Technology



Connor McCann
Principal Engineer &
Tech Lead



Dan Meyer
Director,
Baseball Analytics



Brad Alberts
Team Lead, Baseball
Sciences



Spencer Bingol
Team Lead, Player
Evaluation, Baseball
Analytics



Dave Miller
Team Lead, Major
League Strategy, Baseball
Analytics



Jimmy O'Donnell
Team Lead, Player
Development,
Baseball Analytics



Shaun Owen
Coordinator, Sport Science



Kyle Wasserberger
Lead Biomechanist



Kameron Wells
Senior Data Engineer &
Team Lead,
Baseball Systems




Tyler Burch
Senior Analyst,
Baseball Analytics



Sam Larson
Senior Analyst,
Baseball Sciences



John Smith
Senior Data Engineer,
Baseball Systems



Jonathan Waring
Senior Analyst,
Baseball Analytics



Lily Amadeo
Data Engineer, Baseball
Systems



Jeb Clarke
Analyst, Major League
Strategy, Baseball
Analytics



Vince Fitzpatrick
Data Engineer,
Baseball Systems



Tyler Forgiome
Major League Video
& Tech Specialist,
Baseball Technology



Nathan Hawkins
Analyst, Baseball
Analytics



Eric Last
Developer,
Baseball Systems



Stacy Lerum
Biomechanical
Engineer



Kayla Mei
Analyst,
Baseball Analytics



Drew Paszek
Data Engineer,
Baseball Systems



Neil Pierre-Louis
Developer, Baseball
Systems



Scott Steinberg
Analyst, Baseball
Analytics



Ben Strauss
Data Engineer,
Baseball Systems



Javin Vincelette
Technology
Specialist, Baseball
Technology



Mac Wetherbee
Analyst, Baseball
Analytics

Baseball Research & Development, Continued



Nicholas Guzzo
Minor League
Assistant, Baseball
Technology



Christian Monteferrante
Dominican Republic Sports
Science Assistant



Josh Mould
Assistant, Baseball
Analytics

Sports Medicine Services



Brad Pearson
Vice President, Sports
Medicine Services



Dr. Peter Asnis
Head Team Physician



Brandon Henry
Major League Head
Athletic Trainer



Masai Takahashi
Major League Assistant
Athletic Trainer



Jon Jochim
Major League Assistant
Athletic Trainer & Rehab
Specialist



David Herrera
Major League Assistant
Athletic Trainer



Anthony Cerundolo
Major League Assistant
Athletic Trainer



Kevin Avilla
Major League
Physical Therapist



Shinichiro Uchikubo
Major League Soft Tissue
& Recovery Specialist



Edwin Rodriguez
Major League Massage
Therapist



Elana Webb
Sports Medicine
Administrative Manager



Dr. Brian Busconi
Team Orthopedist/Head
Minor League Physician



Dr. Rodrigo Rodrigues
Head Team Internist



Dr. Haylee Borgstrom
Head Physiatrist/PM&R



Dr. Evan O'Donnell
Associate Head
Orthopedist



Dr. Laurence J. Ronan
Medical Advisor



Dr. Frank Wang
Team Internist



Dr. Eric Berkson
Team Orthopedist



Dr. Arun Ramappa
Team Orthopedist



Dr. Kelly McInnis
Team Physiatrist/
PM&R

Sports Medicine Services, Continued



Dr. Miho Tanaka
Team Orthopedist



Dr. Warren Bodine
Team Internist



Jamie Creps
Clinical Educator



Brittani Vaughn
Physician Assistant



Joel Harris
Minor League
Rehab Specialist



Chelsea Willette
Minor League
Athletic Training
Coordinator



Michael Feliciano
Assistant ATC/Latin
American
ATC Coordinator



Dr. Thomas Laporta
Minor League Team
Orthopedist



Adam Diamond
Senior Physical Therapist,
Florida Complex

Behavioral Health



Dr. Richard Ginsburg
Director, Behavioral
Health



Jake Chaplin
Mental Performance
Coordinator



Oscar Gutierrez
Mental Performance Coach



Dr. Mark Blais
Behavioral Health
Consultant



Dr. Stephen Durant
Senior Behavioral
Health Advisor



Jonathan Jenkins
Sport Psychologist

Special Assistants



Pedro Martinez
Special Assistant to
the Chief Baseball Officer



David Ortiz
Special Assistant to
the Fenway Sports Group

Clubhouse Staff



Tom McLaughlin
Manager, Home
Clubhouse



Edward "Pookie" Jackson
Manager, Visiting
Clubhouse



Mike Stelmach
Minor League
Equipment Manager



Billy Broadbent
Visiting Clubhouse
Coordinator



John Coyne
Visiting Clubhouse
Assistant



Josh Liebenow
Assistant Home
Clubhouse Manager



Cole Filosa
Minor League
Clubhouse Assistant



RJ Warner
Minor League Assistant
Equipment Manager

Major League Staff



Chris Stasio
Director, Major League
Player Development



Joe Cronin
Major League Coach,
Hitting Strategy



Devin Rose
Major League Coach,
Pitching Strategy



Mike Brenly
Major League Staff
Assistant




Charlie Madden
Major League
Bullpen Catcher




Joseph Hudson
Major League Strength &
Conditioning Coach



Matthew Jones
Major League Strength &
Conditioning Coach



Yutaro Yamaguchi
Major League
Interpreter



COACHING STAFF

13 ALEX CORA MANAGER

Opening Day Age: 49

Born: 10/18/1975 in Caguas, Puerto Rico

MLB Coaching Career: Bench Coach, Houston Astros (2017);

Manager, Boston Red Sox (2018-19, 2021-present)

Contract Status: Signed through 2027



Coaching
Staff

The Rundown

🔥 Named Red Sox Manager on 10/22/17...He and the Sox mutually parted ways on 1/14/20...Served a year-long suspension levied by MLB on 4/22/20.

🔥 Named the Sox' manager for a 2nd time on 11/6/20, agreeing to a 2-year contract with a 2-year club option for 2023-24 (exercised by BOS on 11/22/21).

🔥 On 7/24/24, the Sox and Cora agreed on a 3-year extension that spans the 2025-27 seasons.

🔥 Has won World Series as a manager (2018 Red Sox), bench coach (2017 Astros), and player (2007 Red Sox).

🔥 Is the only individual to win a World Series with the Red Sox as a player, then win another as a manager (aside from those in dual roles as player/manager).

🔥 Is 1 of 48 individuals to manage the Red Sox, but 1 of only 6 to manage at least 6 full seasons for the club.

🔥 Reached 500 wins in 921 games, 2nd-fewest among Sox managers behind Terry Francona (862) (source: Elias).

🔥 Is 1 of 4 managers in MLB history born in Puerto Rico, joining Edwin Rodríguez (MIA, 2010-11), Charlie Montoyo (TOR, 2019-22), and Joe Espada (HOU, 2024-present).

🔥 Is 1 of 2 Latin-born managers to win a World Series, joining Ozzie Guillén (Venezuela, 2005 White Sox).

🔥 Led the Red Sox to a winning record in each of his first 3 seasons as an MLB manager, including a World Series title in 2018 and an appearance in the ALCS in 2021.

🔥 Is 1 of only 6 managers to lead the Red Sox to multiple Postseasons, joining Bill Carrigan (1915-16), Joe Morgan (1988, '90), Jimmy Williams (1998-99), Terry Francona (2004-05, '07-09), and John Farrell (2013, '16-17).

🔥 Is 17-8 (.680) as a manager in the Postseason (all with BOS)...He began his career 17-5, becoming the first manager ever to win at least 17 of his first 22 Postseason games (source: Elias).

🔥 Finished in the top 5 in BBWAA AL Manager of the Year voting in 2018 (2nd) and 2021 (5th).

BOSTON, YOU'RE MY HOME

On 7/24/24, the Red Sox and Alex Cora agreed on a 3-year contract extension that spans the 2025-27 seasons. The 2027 season would be Cora's 9th as manager, which would be the 2nd most in franchise history behind only Hall of Famer Joe Cronin (see Red Sox managerial rankings below).

Cora has appeared in 1,273 regular-season games for the Red Sox, including 301 as a player (2005-08) and 972 as a manager (2018-19, '21-24). He has also been a part of 34 Postseason games with Boston (9 as player, 25 as manager), winning World Series in 2007 and 2018.

RED SOX MANAGERIAL RANKINGS

Rk.	Manager	Years	Wins
1.	Joe Cronin	1935-47	1,071
2.	Terry Francona	2004-11	744
3.	Mike Higgins	1955-62	560
4.	Alex Cora	2018-19, '21-23	521

Rk.	Manager	Years	Games
1.	Joe Cronin	1935-47	2,007
2.	Terry Francona	2004-11	1,296
3.	Mike Higgins	1955-62	1,119
4.	Bill Carrigan	1913-16, '27-29	1,003
5.	Alex Cora	2018-19, '21-23	972

Rk.	Manager	Years	Seasons
1.	Joe Cronin	1935-47	13
T2.	Terry Francona	2004-11	8
T2.	Mike Higgins	1955-62	8
4.	Bill Carrigan	1913-16, '27-29	7
T5.	Jimmy Collins	1901-06	6
T5.	Alex Cora	2018-19, '21-24	6

Rk.	Manager	Years	Win %
1.	Don Zimmer	1976-80	.575 (411-304)
2.	Terry Francona	2004-11	.574 (744-552)
3.	Jimmy Collins	1901-06	.548 (455-376)
4.	Jimmy Williams	1997-2001	.540 (414-352)
5.	Eddie Kasko	1970-73	.5391 (345-295)
6.	Joe Cronin	1935-47	.5390 (1,071-916)
7.	Alex Cora	2018-19, '21-24	.536 (521-451)

(Min. 500 games)

CORA'S MILESTONE WINS

No.	Game	Result
1	3/30/18 at TB	W, 1-0
100	9/12/18 vs. TOR	W, 1-0
200	4/14/21 at MIN-G1	W, 3-2 (7 inn.)
300	5/19/22 vs. SEA	W, 12-6
400	6/19/23 at MIN	W, 9-3
500	8/5/24 at KC	W, 9-5

MOST SEASONS MANAGING WITH CURRENT MLB CLUB (ENTERING 2025)

Rk.	Manager	Club	Seasons
1.	Kevin Cash	TB	10 (2015-24)
T2.	Dave Roberts	LAD	9 (2016-24)
T2.	Brian Snitker	ATL	9 (2016-24)
T4.	Torey Lovullo	ARI	8 (2017-24)
T4.	Bud Black	COL	8 (2017-24)
T6.	Dave Martinez	WSH	7 (2018-24)
T6.	Aaron Boone	NYG	7 (2018-24)
T8.	Rocco Baldelli	MIN	6 (2019-24)
T8.	Alex Cora	BOS	6 (2018-19, '21-24)
T8.	Brandon Hyde	BAL	6 (2019-24)

Additional MLB Managerial Highlights

🔴 Led the Red Sox to the AL's largest increase in win % from 2020 to 2021 (.168)...It was the 4th-largest increase in win % in franchise history, trailing 1945-46 (.214), 1911-12 (.181), and 2012-13 (.173).

🔴 The game between the Red Sox (managed by Cora) and Blue Jays (managed by Charlie Montoyo) on 4/9/19 at Fenway Park marked the 1st time in MLB history both managers in a game were born in Puerto Rico.

🔴 Managed the AL to a 4-3 win over the NL in MLB's 90th All-Star Game on 7/9/19 at CLE's Progressive Field.

🔴 Managed against the Yankees in the 2019 London Series on 6/29 & 6/30, MLB's first games ever played in Europe.

🔴 In his MLB managerial debut in 2018, led the Red Sox to World Series and AL East titles, MLB's best record, and a franchise-record 108 wins (108-54, .667)...The only other Red Sox manager to win 100+ games in his 1st season with the club is Jake Stahl (105 in 1912).

🔴 The Sox won the 2018 AL East title and finished 8.0 games ahead of the 2nd-place Yankees, Boston's largest margin of victory since the division was formed in 1969.

🔴 Became the 5th individual to win a World Series in a 1st season as an MLB manager, joining Bob Brenly (2001, ARI), Ralph Houk (1961, NYY), Eddie Dyer (1946, STL), and Bucky Harris (1924, WSH) (source: Elias).

🔴 Became the 5th person to lead the Red Sox to a World Series title in his managerial debut with the team, joining John Farrell (2013), Terry Francona (2004), Ed Barrow (1918), and Jake Stahl (1912).

🔴 Led the Red Sox to an 11-3 Postseason record in 2018, defeating NYY (3-1), HOU (4-1), and LAD (4-1).

🔴 At 42 years old in 2018, was the youngest Sox manager at the start of a season since Kevin Kennedy (40 in 1995).

MOST POSTSEASON WINS AS A MANAGER, RED SOX HISTORY

Rk.	Manager	Years	Wins
1.	Terry Francona	2004-05, '07-09	28
2.	Alex Cora	2018, '21	17
3.	John Farrell	2013, '16-17	12

ON THE BIG STAGE

Cora is 5-0 in potential Postseason series-clinching games. According to Elias, the only other managers to begin their careers with a streak that long are Terry Francona (6), Tony La Russa (5), Casey Stengel (5), and Rob Thomson (5). Cora began his Postseason managerial career by going 5-0 in games immediately following a loss (streak snapped in 2021 ALCS).

🔴 Cora led the Sox to the franchise's best Postseason records in a span of any 14 games (12-2) and 17 games (14-3), beginning with 2018 ALCS Game 2.

MOST WINS IN FIRST SEASON AS MLB MANAGER

Rk.	Manager	Club	Wins
1.	Ralph Houk	NYG (1961)	109
2.	Alex Cora	BOS (2018)	108
3.	Dusty Baker	SF (1993)	103
4.	Sparky Anderson	CIN (1970)	102

MOST WINS IN FIRST 2 SEASONS AS MLB MANAGER

Rk.	Manager	Club	Wins
1.	Ralph Houk	NYG (1961-62)	205
2.	Aaron Boone	NYG (2018-19)	203
3.	Mickey Cochrane	DET (1934-35)	194
4.	Alex Cora	BOS (2018-19)	192

MOST WINS IN FIRST 3 SEASONS AS MLB MANAGER

Rk.	Manager	Club	Wins
1.	Ralph Houk	NYG (1961-63)	309
2.	Davey Johnson	NYM (1984-86)	296
3.	Alex Cora	BOS (2018-19, '21)	284

Source: Elias Sports Bureau

CURRENT MLB MANAGERS WHO PLAYED FOR THE RED SOX

Manager (Club)	Played with BOS
*Alex Cora (BOS)	2005-08
*Kevin Cash (TB)	2007-08, '10
*Dave Roberts (LAD)	2004
Rocco Baldelli (MIN)	2009
Mark Kotsay (ATH)	2008-09
Bob Melvin (SF)	1993

*Won World Series as a player with the Red Sox

CURRENT MANAGERS WHO WERE MLB TEAMMATES WITH ALEX CORA

Manager (Club)	Teammates with Cora
Aaron Boone (NYG)	CLE (2005)
Kevin Cash (TB)	BOS (2007-08)
Craig Counsell (CHC)	LAD (1999)
Mark Kotsay (ATH)	BOS (2008)
Dave Roberts (LAD)	LAD (2002-04)

Alex Cora, Continued

Additional Coaching Highlights

- 🔥 In 2017, made his MLB coaching debut as the Astros' bench coach...Helped lead HOU to a 101-61 record, the AL West title, and the 1st World Series championship in franchise history.
- 🔥 Was the general manager for the Puerto Rico team that finished 2nd in the 2017 World Baseball Classic.
- 🔥 Served as general manager for Caguas in the Puerto Rican Winter League in 5 consecutive winters, beginning with the 2012-13 offseason...Doubled as Caguas manager during the 2014-15 and 2015-16 seasons.
- 🔥 The 2016-17 Caguas club earned Puerto Rico its first Caribbean Series title since 2000.

Playing Career

- 🔥 Selected by LAD in the 3rd round of the 1996 June Draft.
- 🔥 His 16-year playing career included parts of 14 seasons in the majors with LAD (1998-2004), CLE (2005), BOS (2005-08), NYM (2009-10), TEX (2010), and WSH (2011).
- 🔥 Made his ML debut with the Dodgers on 6/7/98 at SEA...In that game, his brother, Joey, batted leadoff and played 2B for the Mariners.
- 🔥 On 5/12/04 with LAD vs. CHC, homered off Matt Clement to conclude an 18-pitch at-bat.
- 🔥 Traded to BOS on 7/7/05 in exchange for current Red Sox bench coach Ramón Vázquez.
- 🔥 Helped the Red Sox reach the postseason 3 times (2005, '07, '08)...Was on the World Series championship roster in 2007.
- 🔥 Played for Puerto Rico in the World Baseball Classic in 2006 and 2009.

Personal

- 🔥 Full name is Jose Alexander Cora.
- 🔥 Has 4 children: Camila, Jeriel, Xander, and Isander...Xander and Isander are twins.
- 🔥 His older brother, Joey, played parts of 11 ML seasons (1987, '89-98) and is currently the 3B coach for DET.
- 🔥 Was inducted into the Puerto Rican Sports Hall of Fame in October 2023.
- 🔥 Spent 4 years (2013-16) as a baseball analyst for ESPN and ESPN Deportes, appearing on *Baseball Tonight*, *Beisbol Esta Noche*, and *SportsCenter*...Also contributed to ESPN Radio and ESPN Deportes Radio.
- 🔥 Attended the University of Miami, helping lead the Hurricanes to the College World Series in each of his 3 years at the school (1994-96)...Inducted into the school's Hall of Fame in 2006.

WORLD SERIES WINNERS WITH THE RED SOX AS PLAYER AND MANAGER

Individual	Player	Manager
*Jimmy Collins	1903	1903
*Jake Stahl	1912	1912
*Bill Carrigan	1915-16	1915-16
Alex Cora	2007	2018

**Served as player/manager*

IN A PINCH

- 🔥 The Red Sox accounted for the only 2 pinch-hit HR of the 2018 Postseason, both of which took place in the World Series: Eduardo Núñez in Game 1 and Mitch Moreland in Game 4.
- 🔥 In 2019, the Sox recorded their highest pinch-hitting AVG in team history (.330, min. 20 AB).
- 🔥 In 2024, BOS led MLB with 191 pinch-hit plate appearances, the Red Sox' most since 1969 (204)...BOS led MLB in pinch-hit RBI (32), while the Sox' 7 pinch-hit HR tied a single-season franchise record (also 1953 and 2013)...Their 18 pinch-hit XBH set a club record (previous: 15 in 1966 and 2019).

RUNNING MAN

On November 10, 2024, Cora completed the Boston Athletic Association's Half Marathon in a time of 2 hours, 3 minutes, and 23 seconds. He began running regularly following the 2023 season, when his partner, Angelica, was training for the 2024 Boston Marathon. Cora continued running throughout the 2024 season, including on the road with several members of the travel party.

- 🔥 Following the 1996 season, ranked by *Baseball America* as the best defensive player in the college game.
- 🔥 On 1/30/18, helped deliver nearly 10 tons of supplies to aid Hurricane Maria recovery efforts in Puerto Rico...The JetBlue plane cargo included medical supplies and vaccines, water filtration systems, first aid kits, flashlights, and diapers...In his hometown of Caguas, helped distribute food, water, and supplies to nearly 300 families, as well as baseball equipment to roughly 100 children.

INDIVIDUALS TO MANAGE A FULL SEASON WITH A TEAM, THEN RETURN TO THAT TEAM AFTER A 1-YEAR ABSENCE

Individual (Club)	Full Season	Rejoined
Leo Durocher (BRO)	1946	1948
Danny Murtaugh (PIT)	1971	1973
Jim Fanning (MTL)	1982	1984
Billy Martin (NYY)	1983	1985
Alex Cora (BOS)	2019	2021

Since 1900 (Source: Elias Sports Bureau)

INDIVIDUALS WITH MULTIPLE STINTS AS RED SOX MANAGER

Individual	First (Games)	Second
Bill Carrigan	*1913-16 (540)	1927-29 (463)
Mike Higgins	1955-59 (691)	1960-62 (428)
Johnny Pesky	1963-64 (321)	1980 (5)
Eddie Popowski	1969 (9)	1973 (1)
Alex Cora	2018-19 (324)	2021-pres.

*Served as player/manager

Alex Cora

FIRST IMPRESSION

- 🔴 In 2018, Cora helped lead the Sox to the best 10-game (9-1) and 19-game (17-2) starts in franchise history.
- 🔴 According to Elias, became only the 4th individual since 1900 to win at least 9 of his first 10 games as a ML manager, joining Pat Moran (PHI, 1915), Joe Morgan (BOS, 1988), and Mickey Callaway (NYM, 2018).
- 🔴 According to Elias, the 2018 Red Sox are the only MLB team since 1900 to win at least 17 of their first 19 games with a manager in his 1st season with the club.
- 🔴 The only other Red Sox manager to win 17+ of his first 19 games with the club was Joe Morgan, who took over at the 1988 All-Star break and went 19-1 in his first 20 games in his managerial debut.
- 🔴 When the Sox moved to 85-35 on 8/12/18, joined Ralph Houk of the 1961 Yankees as the only 1st-year managers to lead their clubs to 50 games over .500 (source: Elias).
- 🔴 When the Sox improved to 90-39 in 2018, became only the 2nd manager in MLB history to win 90 games before his 130th game managed, joining Cap Anson of the 1879-80 White Stockings (source: STATS).

Alex Cora's Career Managerial Record

Year	Club	League	W-L	Win %	Finish	Postseason W-L	Win %	Finish
2018	BOSTON	American	108-54	.667	1st, East	11-3	.786	Won WS
2019	BOSTON	American	84-78	.519	3rd, East	-	-	-
2021	BOSTON	American	92-70	.568	T-2nd, East	6-5	.545	Lost in ALCS
2022	BOSTON	American	78-84	.481	5th, East	-	-	-
2023	BOSTON	American	78-84	.481	5th, East	-	-	-
2024	BOSTON	American	81-81	.500	3rd, East	-	-	-
Major League Totals (6 seasons)			521-451	.536		17-8	.680	

Ejections as Manager (16): 8/3/18 vs. NYY (1st inn., HP umpire Adam Hamari), 6/11/19 vs. TEX (5th inn., 1B umpire Vic Carapazza), 8/3/19 at NYY-G1 (4th inn., HP umpire Mike Estabrook), 4/15/21 at MIN (8th inn., HP umpire Jordan Baker), 6/3/21 at HOU (6th inn., HP umpire Lance Barrett), 5/7/22 vs. CWS (3rd inn., HP umpire Carlos Torres), 5/11/22 at ATL (6th inn., HP umpire Adam Beck), 8/4/22 at KC (7th inn., HP umpire Bill Welke), 8/19/22 at BAL (4th inn., HP umpire Todd Tichenor), 4/24/23 at BAL (9th inn., 3B umpire Quinn Wolcott), 6/5/23 vs. TB (8th inn., HP umpire Chris Guccione), 8/20/23 at NYY (6th inn., HP umpire Junior Valentine), 8/22/23 at HOU (7th inn., HP umpire Pat Hoberg), 6/8/24 at CWS (5th inn., HP umpire Alan Porter), 7/22/24 at COL (12th inn., HP umpire Mark Wegner), 9/22/24 vs. MIN-G1 (1st inn., 3B umpire Alan Porter)

Alex Cora's Major League Playing Record

YEAR	CLUB	AVG	G	AB	R	H	2B	3B	HR	RBI	SH	HBP	BB	SO	SB	CS	OBP	SLG	OPS
1998	LOS ANGELES-NL	.121	29	33	1	4	0	1	0	0	2	1	2	8	0	0	.194	.182	.376
1999	LOS ANGELES-NL	.167	11	30	2	5	1	0	0	3	0	1	0	4	0	0	.194	.200	.394
2000	LOS ANGELES-NL	.238	109	353	39	84	18	6	4	32	6	7	26	53	4	1	.302	.357	.659
2001	LOS ANGELES-NL	.217	134	405	38	88	18	3	4	29	3	8	31	58	0	2	.285	.306	.591
2002	LOS ANGELES-NL	.291	115	258	37	75	14	4	5	28	2	7	26	38	7	2	.371	.434	.805
2003	LOS ANGELES-NL	.249	148	477	39	119	24	3	4	34	9	10	16	59	4	2	.287	.338	.625
2004	LOS ANGELES-NL	.264	138	405	47	107	9	4	10	47	12	18	47	41	3	4	.364	.380	.744
2005	CLEVELAND	.205	49	146	11	30	5	2	1	8	1	4	5	18	6	0	.250	.288	.538
2005	BOSTON	.269	47	104	14	28	3	2	2	16	3	1	6	12	1	2	.310	.394	.704
2006	BOSTON	.238	96	235	31	56	7	2	1	18	4	6	19	29	6	2	.312	.298	.610
2007	BOSTON	.246	83	207	30	51	10	5	3	18	7	9	7	23	1	1	.298	.386	.684
2008	BOSTON	.270	75	152	14	41	8	2	0	9	1	9	16	13	1	1	.371	.349	.720
2009	NEW YORK-NL	.251	82	271	31	68	11	1	1	18	8	3	25	28	8	3	.320	.310	.630
2010	NEW YORK-NL	.207	62	169	14	35	6	3	0	20	2	4	10	16	4	1	.265	.278	.543
2010	TEXAS	.286	4	7	0	2	0	0	0	0	0	0	0	0	0	0	.286	.286	.572
2011	WASHINGTON	.224	91	156	12	35	6	1	0	6	1	2	12	23	2	0	.287	.276	.563
Major League Totals		.243	1273	3408	360	828	140	39	35	286	61	90	248	423	47	21	.310	.338	.648
Red Sox Totals		.252	301	698	89	176	28	11	6	61	15	25	48	77	9	6	.321	.350	.670

53 ANDREW BAILEY

PITCHING COACH



Opening Day Age: 40

Born: 5/31/1984 in Haddon Heights, NJ

MLB Coaching Career: Coaching Assistant, Los Angeles Angels (2018);

Bullpen Coach, Los Angeles Angels (2019); Pitching Coach, San Francisco

Giants (2020-23); Pitching Coach, Boston Red Sox (2024-present)

Coaching Career

- Named Red Sox Pitching Coach on 11/21/23.
- In 2024, Red Sox starting pitchers ranked 7th in MLB with a 3.81 ERA, the club's lowest mark since 2018 (3.77).
- Brayan Bello, Kutter Crawford, and Tanner Houck in 2024 became the 1st homegrown trio of Red Sox starters to make 30+ starts in a season since 1987 (Roger Clemens, Bruce Hurst, Al Nipper).
- Boston's 2.59 ERA during March/April in 2024 was the club's lowest mark through those months since 1944 (1.98)...The Sox entered May with MLB's lowest ERA for the 1st time since 2004 (2.95).
- Served as the Giants' pitching coach from 2020-23, following 2 years with the Angels as bullpen coach (2019) and coaching assistant/video replay coordinator (2018).
- In each of his last 3 years with SF, a Giants starting pitcher finished among the top 6 in NL Cy Young Award voting: Kevin Gausman (6th in 2021), Carlos Rodón (6th in 2022), and Logan Webb (2nd in 2023).
- The 2021 season marked only the 4th time in franchise history and the 1st time since 2000 the Giants had 5 pitchers who made 20+ starts and each had a win percentage of .500 or better (Johnny Cueto, Anthony DeSclafani, Kevin Gausman, Logan Webb, and Alex Wood).

Playing Career

- Went 16-14 with a 3.12 ERA and 95 saves in 265 games over 8 seasons with OAK (2009-11), BOS (2012-13), NYY (2015), PHI (2016), and LAA (2016-17)...Missed the 2014 season recovering from right shoulder surgery.
- Earned All-Star selections in each of his first 2 seasons (2009-10) and was named 2009 AL Rookie of the Year.
- During the Sox' 2013 World Series season, pitched in 30 games and earned 8 saves before he was placed on the injured list from 7/19 through the remainder of the season.
- Selected by OAK in the 6th round of the 2006 First-Year Player Draft.

Andrew Bailey's Major League Playing Record

YEAR	CLUB	W-L	ERA	G	GS	SV	IP	H	R	ER	HR	HB	BB	SO	SO/9	WHIP	AVG
2009	OAKLAND	6-3	1.84	68	0	26	83.1	49	17	17	5	0	24	91	9.83	0.88	.167
2010	OAKLAND	1-3	1.47	47	0	25	49.0	34	8	8	3	0	13	42	7.71	0.96	.199
2011	OAKLAND	0-4	3.24	42	0	24	41.2	34	18	15	3	0	12	41	8.86	1.10	.218
2012	BOSTON	1-1	7.04	19	0	6	15.1	21	12	12	2	0	8	14	8.34	1.89	.318
2013	BOSTON	3-1	3.77	30	0	8	28.2	23	12	12	7	0	12	39	12.24	1.22	.223
2014								Did Not Pitch Due to Injury									
2015	NEW YORK-AL	0-1	5.19	10	0	0	8.2	9	8	5	2	0	5	6	6.23	1.62	.265
2016	PHILADELPHIA	3-1	6.40	33	0	0	32.1	32	23	23	6	1	15	33	9.19	1.45	.260
	LOS ANGELES-AL	0-0	2.38	12	0	6	11.1	9	3	3	1	1	2	8	6.49	0.97	.214
2017	LOS ANGELES-AL	2-0	0.00	4	0	0	4.0	1	0	0	0	0	0	2	4.50	0.25	.077
Major League Totals		16-14	3.12	265	0	95	274.1	212	101	95	29	2	91	276	9.05	1.10	.212
Red Sox Totals		4-2	4.91	49	0	14	44.0	44	24	24	9	0	20	53	10.84	1.46	.260

RED SOX STARTING PITCHER RANKINGS IN 2023 AND 2024

Stat	2023	2024
Inn.	774.1 (27th)	839.2 (16th)
ERA	4.68 (22nd)	3.81 (7th)
WHIP	1.29 (17th)	1.19 (3rd)
AVG	.253 (19th)	.236 (5th)
OPS	.766 (23rd)	.689 (6th)
HR/9.0 IP	1.51 (26th)	1.17 (14th)

Through 30 games in 2024, Boston's starters posted a 2.00 ERA. It was the club's lowest mark through 30 games in the Live Ball Era (since 1920) and lowest by any team since the Dodgers in 1972 (1.70).

GIANTS PITCHING RANKINGS, 2020-2023

Stat	NL	MLB
3.81 ERA	3rd	6th
3.72 FIP	1st	1st
0.98 HR/9.0 IP	1st	1st
3.16 SO/BB	2nd	3rd

Personal

- Full name is Andrew Scott Bailey.
- He and his wife, Amanda, have 3 children: Theodora, Matthew, and Vivienne.
- Graduated from Wagner College (NY) in 2006 and set a school record with his 237 career strikeouts...His number (17) was retired by the school on 1/28/10.
- Serves as the Director of Development for the Strike 3 Foundation, founded by Red Sox Chief Baseball Officer Craig Breslow in 2008, which aims to heighten awareness, mobilize support, and raise funding for childhood cancer research.

62 PETE FATSE

HITTING COACH

Opening Day Age: 37

Born: 8/3/1987 in Holyoke, MA

MLB Coaching Career: Assistant Hitting Coach,

Boston Red Sox (2020-21); Hitting Coach,

Boston Red Sox (2022-present)



Pete
Fatsé

Coaching/Professional Career

Is in his 6th season on a Major League coaching staff, all with the Red Sox.

Was named Assistant Hitting Coach on 10/31/19 and promoted to Hitting Coach on 12/20/21.

In his first 5 seasons with BOS (2020-24), the Red Sox led the Majors in AVG and ranked among the top 5 in runs per game, SLG, and OPS (see table on right).

Prior to joining BOS, served as MIN's Minor League Hitting Coordinator during the 2019 season.

In 2013, opened Advanced Performance Academy in Palmer, MA...From 2013-19, served as the academy's director of player development, training hitters from the youth level to the Major League ranks.

Playing Career

Selected by the Brewers in the 24th round of the 2009 June Draft and played 2 seasons in the club's minor league system.

In 160 games in MIL's system, hit .232 (125-for-539) while making 49 starts in LF, 42 in RF, 3 in CF, 28 at 3B, and 15 at 2B.

Also played in the independent leagues for the Pittsfield Colonials of the Canadian-American Association (2011) and the Florence Freedom of the Frontier League (2012).

Personal

Full name is Peter Charles Fatsé (FATS-ee).

He and his wife, Melissa, have a daughter, Brooke, and a son, Bryce.

Graduated in 2006 from Minnechaug Regional High School in Wilbraham, MA, where he was a standout on the baseball and hockey teams...Named the 2006 WMASS *Springfield Republican* Player of the Year in baseball, as well as a Massachusetts State All-Star.

Played 3 seasons for the University of Connecticut (2007-09)...Was teammates with Matt Barnes, George Springer, Nick Ahmed, Scott Oberg, and John Andreoli.

In 2008, was selected to the NEIBA New England College Baseball All-Star Game, played at Fenway Park.

RED SOX OFFENSIVE RANKINGS, 2020-2024

Stat	AL	MLB
4.8 runs per game	2nd	4th
.258 AVG	1st	1st
.324 OBP	3rd	6th
.428 SLG	2nd	4th
.752 OPS	3rd	5th
2,372 XBH	1st	3rd

RECORD-BREAKING SEASON

In 2021, the Red Sox led the majors with 37 3-run homers, their most in franchise history (source: Elias). In the 2021 Postseason, the Sox set several MLB and franchise records; among them, they set the MLB record for consecutive Postseason games with 10+ hits (6) and set franchise records for most HR in a single Postseason (21) and highest AVG in a Postseason series (.341, ALDS).

CROSSROADS

From *The Boston Globe's* Alex Speier on 2/5/22:

Pete Fatsé's mind stewed in the Phoenix Airport in the spring of 2011. As he waited for an unwanted flight home, the Western Massachusetts native, fresh off his release by the Brewers, ticked through a list of peers in minor league camp whom he considered less deserving of a roster spot.

But the 23-year-old's exercise in frustration quickly yielded to realism.

"I remember just sitting there in the airport thinking to myself, 'I'm the only guy here. This is all on me,'" said Fatsé. "At that moment, I decided basically, you either go home and you get prepped for law school, or you try and figure out what makes you you [as a baseball player]. It's one or the other."

58 JOSÉ DAVID FLORES

FIRST BASE COACH

Opening Day Age: 54

Born: 1/1/1971 in Cidra, Puerto Rico

MLB Coaching Career: First Base Coach, Philadelphia Phillies (2018); Third Base Coach, Baltimore Orioles (2019-20); First Base Coach, Boston Red Sox (1st season)



Coaching Staff

Coaching Career

- Is in his 1st season on the Red Sox' Major League coaching staff, his 4th in the organization after spending the last 3 seasons (2022-24) as Bench Coach for Triple-A Worcester.
- Named First Base Coach/Infield Instructor on 11/22/24.
- This is his 3rd stint on a Major League coaching staff, having previously served as First Base Coach for the Phillies (2018) and Third Base Coach for the Orioles (2019-20)...Also served as an infield coach for both clubs.
- Spent 5 seasons (2013-17) as Infield Coordinator in the Cubs organization.
- Has worked in a variety of roles on coaching staffs in the Puerto Rican Winter League, as well as for Team Puerto Rico in the 2013 World Baseball Classic.
- Since 2020, has served as third base/infield coach for Criollos de Caguas of the Puerto Rican Winter League... Red Sox Bench Coach Ramón Vázquez served as manager for Caguas from 2020-22 (see box on right).
- Has served as a manager for several clubs, including CLE's 2008 Dominican Summer League team, the Cidra Braves of the Puerto Rico Baseball Federation, the Puerto Rico National Baseball Team, and Santurce.

Playing Career

- Selected by HOU in the 38th round of the 1990 First-Year Player Draft.
- Played in 421 minor league games as an infielder in the Astros organization from 1990-94, reaching the Double-A level in his final season.

Personal

- Full name is José David Flores...Goes by "Flo."
- Attended the University of Puerto Rico.

FAMILIAR FACE

During his 3 seasons as Triple-A Worcester's Bench Coach, Flores worked with several players on the Red Sox' 40-man roster, including Brayan Bello, Triston Casas, Kutter Crawford, Jarren Duran, David Hamilton, and Nick Sogard.

In September 2023, Sogard told the *Worcester Telegram* "He's without hesitation one of the best coaches that I've ever had...His knowledge of the game and his experiences that he's had throughout his career, you can't really duplicate that very often and then his ability to form relationships with players is so unique with both languages and he's funny and he's just a really good guy to have around."

ISLAND TIME

Flores was born in Cidra, Puerto Rico, approximately halfway between Alex Cora's hometown of Caguas and Ramón Vázquez's hometown of Aibonito. Cidra is about 11 miles southwest of Caguas and 12 miles northeast of Aibonito.

Flores was a coach on Vázquez's staff with Caguas of the Puerto Rican Winter League from 2020-22. Cora was the general manager for Caguas from 2012-17 and doubled as manager during the 2014-15 and 2015-16 seasons.

Flores and Vázquez won back-to-back titles in 2020-21 and 2021-22.

SURVIVOR

Before the start of the 2023 season, routine physical examinations during Spring Training led to the discovery of cancer in Flores' bladder. "The team doctors with the big-league club wanted to perform a few more tests," Flores told the *Worcester Telegram* in September 2023. "About a minute-and-a-half into the procedure he's like 'Thank God you did this...you have a tumor and you have cancer in your bladder and this is something we have to take care of as soon as possible'...I start thinking about family, mom, dad, daughters, grandkids. What am I going to do? Have much do I have to live? What am I going to do? It was tough."

Flores underwent surgery at Mass General Hospital in Boston on April 6. The procedure was a success and he rejoined the WooSox on April 11.

"I'm just so thankful everything went the way it went and I'm able to be here with the club," said Flores.

86 PARKER GUINN

CATCHING INSTRUCTOR/
BULLPEN CATCHER

Opening Day Age: 31

Born: 6/12/1993 in Las Vegas, NV

MLB Coaching Career: Catching Instructor/Bullpen Catcher, Boston

Red Sox (1st season)



Parker
Guinn

Coaching Career

- Is in his 1st season in the Red Sox organization and his 1st season on a Major League coaching staff.
- Named Catching Instructor/Bullpen Catcher on 11/22/24.
- Spent the past 2 seasons (2023-24) in the Yankees organization as a manager in the Dominican Summer League.
- Has coached at the University of Washington (2016-17, '22-23), Everett Community College (2021-22), University of Utah (2017-21), and Southern Illinois Edwardsville University (2015-16).

Personal

- Played baseball at the University of Washington from 2012-14 before transferring to SIEU for his senior year.
- Owns a bachelor's degree in communications with a minor in business administration from SIEU and a master's degree in sports leadership from Northeastern University.
- Attended Gig Harbor (WA) High School.



59 CHRIS HOLT

BULLPEN COACH

Opening Day Age: 45

Born: 4/19/1979 in Portland, ME

MLB Coaching Career: Pitching Coach, Baltimore Orioles

(2021-23); Bullpen Coach, Boston Red Sox (1st season)



Coaching
Staff

Coaching Career

- Is in his 1st season on the Red Sox' coaching staff.
- Named Bullpen Coach on 11/14/24.
- Spent the past 5 seasons (2020-24) as Director of Pitching for the Orioles, having also served as Major League Pitching Coach from 2021-23.
- Previously worked in the Orioles organization as an associate scout (2012-13) and as Minor League Pitching Coordinator (2019).
- Prior to joining the Orioles, worked in the Astros organization as a pitching coach for Short-A Tri-City (2014-15), Single-A Quad Cities (2016), and High-A Bies Creek (2017), then as Assistant Pitching Coordinator in 2018.
- From 2012-14, in addition to his duties with the Orioles and Astros, worked as a pitching instructor at the Winning Inning, a baseball academy in Clearwater, FL.
- Coached at Flagler College (2004-07), Allen D. Nease High School (2008), and Ponte Vedra High School (2008-11).

Playing Career

- Selected by the Pirates in the 21st round of the 2002 First-Year Player Draft out of Flagler College (FL).
- Spent 1 season as a pitcher in the Pirates system, making 15 relief appearances for Short-A Williamsport in 2002 (26.1 IP).
- Played and coached in Austria in 2004 before returning to Flagler in the Fall.

Personal

- Full name is Chris Anthony Holt.
- Graduated in 1998 from Cheverus High School (Portland, ME).
- Attended St. Joseph's College of Maine before transferring to Flagler College (FL).

QUICK TURNAROUND

- The Orioles lowered their team ERA in each of Holt's 3 seasons as Major League Pitching Coach.
- Baltimore improved its ERA from an MLB-worst 5.84 (910 ER/1,402 IP) in 2021 to 3.97 (632 ER/1,433.1 IP) in 2022...It marked the 2nd-largest year-over-year improvement in MLB history.

Season	ERA	MLB Rank
2021	5.84	30th
2022	3.97	17th
2023	3.89	7th

NEW ENGLANDER

- Holt was born in Portland, ME, home of the Red Sox' Double-A Portland Sea Dogs.
- He graduated in 1998 from Cheverus High School in Portland, ME.
- He attended St. Joseph's College of Maine in Standish, ME, from 1998-2001 before transferring to Flagler College in Florida.

84 KYLE HUDSON

THIRD BASE COACH

Opening Day Age: 38

Born: 1/7/1987 in Mattoon, IL

MLB Coaching Career: Coaching Assistant, Cleveland Guardians

(2020-22); First Base Coach, Boston Red Sox (2023);

Third Base Coach, Boston Red Sox (2024-present)



Kyle Hudson

Coaching Career

Is in his 3rd season on the Red Sox coaching staff... Named First Base Coach on 1/4/23 and Third Base Coach on 1/18/24.

Will once again coordinate the club's baserunning and outfield instruction.

Prior to joining the Red Sox, spent 6 seasons (2017-22) in the CLE organization, including the last 3 as a ML coaching assistant...In that role, he instructed the club's outfielders and handled advance scouting duties.

Prior to joining CLE's Major League staff, served as bench coach for High-A Lynchburg (2017), Single-A Lake County (2018), and Triple-A Columbus (2019).

Served as an assistant coach for his alma mater, the University of Illinois, before joining the CLE organization.

Playing Career

Selected by BAL in the 4th round of the 2008 First-Year Player Draft.

Played in 14 ML games, all with the Orioles in 2011... Made 7 starts in LF and 1 in CF.

Made his big league debut on 9/4/11 at TB, starting in LF and going 0-for-3...Recorded his 1st hit the following day at Yankee Stadium.

Also played in 671 minor league games, batting .273 with a .359 OBP and 189 stolen bases...Made 152 starts in LF, 122 in CF, and 8 in RF.

Stole 20+ bases in a season 5 times, including 40 in 2010 and 41 in 2011.

After spending his first 4 pro seasons in the BAL system (2008-11), played in the minors from 2012-15 in the PHI (2012), TB (2012), BAL (2013), LAA (2014), and LAD (2015) organizations.

Personal

Full name is Kyle Jordan Hudson.

He and his wife, Shaela, have 2 daughters, Hadley and Harlow, and a son, Hayes.

Played 3 years of baseball and football at the University of Illinois...Named the school's 2005-06 male Newcomer of the Year at the year-end Scholar-Athlete Banquet.

Was the Illinois baseball team's starting center fielder... In 141 career games, hit .376 with 66 stolen bases.

IN A PINCH

Hudson's final Major League game as a player came against the Red Sox on 9/28/11 at Camden Yards. With BAL trailing, 3-2, with 2 outs in the 9th inning, he pinch ran for Chris Davis, who doubled off Jonathan Papelbon. Hudson would score the tying run on a Nolan Reimold ground-rule double, as the Orioles went on to win, 4-3.

RED SOX 2024 OUTFIELD AND BASERUNNING HIGHLIGHTS

Wilyer Abreu won a Gold Glove Award in RF and Jarren Duran was a finalist in CF.

Red Sox outfielders combined for 48 defensive runs saved, tied with TOR for most in the Majors... Jarren Duran (23 DRS) ranked 2nd among all players.

Boston's 32 outfield assists were 3rd most in MLB.

Boston ranked 7th in MLB in stolen bases (144), the club's most in a season since 1914 (177).

BOS stole a franchise-record 9 bases on 6/16 vs. NYY.

Jarren Duran ranked 4th in the AL with 34 steals, while David Hamilton ranked 5th with 33... It marked the 2nd time in franchise history that 2 Red Sox players finished in the AL's top 5 in steals, joining 1935 (Billy Werber-1st, Mel Almada-3rd).

Duran and Hamilton were just the 3rd pair of Sox teammates to ever steal 30+ bases each in a season, joining Tris Speaker and Harry Hooper in 1910 and Speaker and Harry Lord in 1909.

Led the Illinois football team in receiving yards as a freshman (2005) and sophomore (2006)...Named the team's 2005 Rookie of the Year and Most Outstanding Wide Receiver...Finished his career with 999 receiving yards.

Inducted into the Mattoon High School Hall of Fame in January 2006...Lettered in baseball, football, basketball, and track & field...Won the Illinois state high jump title as a junior in 2004.

His father, Darryl, played baseball at Lakeland College... His sister, Kelsey, played basketball at Lakeland.

Kyle Hudson's Major League Playing Record

YEAR	CLUB	AVG	G	AB	R	H	2B	3B	HR	RBI	SH	HBP	BB	SO	SB	CS	OBP	SLG	OPS
2011	BALTIMORE	.143	14	28	3	4	0	0	0	2	1	0	0	6	2	0	.143	.143	.286

88 DILLON LAWSON

ASSISTANT HITTING COACH



Opening Day Age: 39

Born: 5/23/1985 in Louisville, KY

MLB Coaching Career: Hitting Coach, New York Yankees (2022-23);

Assistant Hitting Coach, Boston Red Sox (1st season)

Coaching
Staff

Coaching Career

- Is in his 1st season on the Red Sox' Major League coaching staff, his 2nd in the organization.
- Named Assistant Hitting Coach on 10/27/24.
- Spent the 2024 season as the Red Sox' minor league hitting coordinator.
- Spent 5 seasons with the Yankees as minor league hitting coordinator (2019-21) and Major League Hitting Coach (2022-23).
- Spent 2 seasons as an Astros minor league hitting coach, with short-season Single-A Tri-City in 2016 and with Single-A Quad Cities in 2018.
- Served as a collegiate coach for 10 years, as an assistant with Lindenwood University (2007-09), Morehead State University (2009-12), and Southeast Missouri State University (2012-15), and as the hitting coach with the University of Missouri in 2017.

Personal

- Graduated in 2007 from Transylvania University, where he played 1st base, earned All-Conference honors in his junior and senior seasons, and helped lead the Pioneers to a regular-season championship in 2007.
- Earned a master's degree from Lindenwood University in education with an emphasis on strength and conditioning.

SUCCESSFUL START

- Lawson began his first season as a Major League Hitting Coach in 2022 at just 36 years old.
- NY Yankees led the Majors that season in home runs (254) and walks (620). They ranked 2nd in runs scored (807), 4th in SLG (.426), and 5th in OBP (.325).

85 BEN ROSENTHAL

ASSISTANT HITTING COACH

Opening Day Age: 45

Born: 7/25/1979 in Phoenix, AZ

MLB Coaching Career: Assistant Hitting Coach,
Boston Red Sox (2022-present)



Ben
Rosenthal

Coaching Career

🔥 Is in his 4th season with the Red Sox...Named Assistant Hitting Coach on 12/20/21.

🔥 Prior to joining BOS, spent 5 seasons as a minor league hitting coach in the Astros organization: Single-A Quad Cities (2017), High-A Buies Creek (2018), Triple-A Round Rock (2019-20), and Triple-A Sugar Land (2021).

🔥 In 2021, helped lead Sugar Land to a Triple-A West East Division title...In 2019 with Triple-A Round Rock, coached 2019 AL Rookie of the Year Yordan Álvarez...Helped guide High-A Buies Creek to the 2018 Carolina League title.

🔥 Served as head coach of Mira Mesa High School (CA) in 2013 and third base coach and hitting coach for Point Loma Nazarene University (CA) from 2014-16.

🔥 Began his coaching career as first assistant at Bishop Gorman High School (NV) from 2011-12...Coached Joey Gallo, who was selected by TEX in the 1st round (39th overall) in the 2012 June Draft.

Playing Career

🔥 Played 2 seasons in the STL system (2004-05) as a left-handed hitting catcher and outfielder...Appeared in 63 games between Single-A Peoria and High-A Palm Beach.

🔥 Played in 198 games across 3 seasons of independent baseball for the Niagara Stars (2003), Allentown Ambassadors (2003), Les Capitales de Quebec (2005), and El Paso Diablos (2005-06).

RED SOX OFFENSIVE RANKINGS, 2022-2024

Stat	AL	MLB
4.6 runs per game	5th	9th
.256 AVG	2nd	4th
.321 OBP	3rd	9th
.419 SLG	2nd	5th
.740 OPS	2nd	5th
1,594 XBH	1st	3rd

Personal

🔥 Full name is Benjamin Lloyd Rosenthal.

🔥 He and his wife, Katie, have 2 daughters, Avery and Kennedy.

🔥 Played at Riverside City College (1998-99) and San Diego State University (2000-01).

🔥 Earned his degree in kinesiology with a supplement in introductory sciences from San Diego State in 2002 and a master's degree from Asuza Pacific University in 2008.

🔥 Holds certification from Titleist Performance Institute and The Ready State.

33 JASON VARITEK

GAME PLANNING AND
RUN PREVENTION COACH

Opening Day Age: 52

Born: 4/11/1972 in Rochester, MI

MLB Coaching Career: Catching Coach, Boston Red Sox

(September 2012-20); Game Planning Coordinator,

Boston Red Sox (2021-24); Game Planning and

Run Prevention Coach, Boston Red Sox (1st season)



Coaching
Staff

Coaching Career

Is in his 29th season in the Red Sox organization as a player, executive, and coach (1997-2025)...Inducted into the Red Sox Hall of Fame on 5/19/16.

Has won 4 World Series titles with the Red Sox, 2 as a player (2004, '07) and 2 as an executive/coach (2013, '18).

The 2021 season marked his 1st stint as a full-time member of the Red Sox' Major League coaching staff... Named Game Planning Coordinator on 11/20/20, after spending the entire 2020 season with the ML coaching staff...Also served as the club's catching coach during his 4 years as Game Planning Coordinator.

Named Special Assistant/Catching Coach in September 2012...Assisted the head of Baseball Operations in Major League personnel decisions, evaluations, and the mentorship and on-field instruction of young players at the major and minor league levels.

Playing Career

Spent his entire 15-year ML playing career with the Red Sox (1997-2011)...On 7/31/97, traded from SEA to BOS with RHP Derek Lowe in exchange for RHP Heathcliff Slocumb.

Is the most recent Red Sox player to hold the title of captain...Selected as the 18th full-time captain in team history on 12/24/04.

Was the 1st Major League catcher to catch 4 no-hitters (matched in 2015 by Carlos Ruiz).

Holds the Red Sox record for games caught (1,488).

Was a 3-time AL All-Star (2003, '05, '08).

Finished in the top 30 in AL MVP voting in 2003 (24th), 2004 (30th), and 2005 (21st).

Won Gold Glove and Silver Slugger Awards in 2005... Was the 1st Red Sox catcher to win a Silver Slugger.

Ranks 2nd all-time in Red Sox history in postseason games (63), at-bats (228), runs (37), and hits (54)...Also ranks T-2nd in HR (11) and 3rd in RBI (33).

Was a 2-time 1st-round selection in the June Draft by MIN (1993, 21st overall) and SEA (1994, 14th)... Also selected by HOU in the 23rd round in 1990.

VARITEK'S HALL OF FAME MEMBERSHIP

Organization	Inducted
Cape Cod Baseball League	2002
Georgia Institute of Technology	2004
Boston Red Sox	2016
National College Baseball	2020

MOST SEASONS PLAYED WITH THE RED SOX (1901-2024)

Rk.	Player	Seasons
1.	Carl Yastrzemski	23 (1961-83)
T2.	Dwight Evans	19 (1972-90)
T2.	Ted Williams	19 (1939-42, '46-60)
4.	Tim Wakefield	17 (1995-2011)
5.	Jim Rice	16 (1974-89)
6.	Jason Varitek	15 (1997-2011)

MOST GAMES PLAYED WITH THE RED SOX (1901-2024)

Rk.	Player	Games
1.	Carl Yastrzemski	3,308
2.	Dwight Evans	2,505
3.	Ted Williams	2,292
4.	Jim Rice	2,089
5.	David Ortiz	1,953
6.	Bobby Doerr	1,865
7.	Harry Hooper	1,646
8.	Wade Boggs	1,625
9.	Rico Petrocelli	1,553
10.	Jason Varitek	1,546



VARITEK'S 4 NO-HITTERS CAUGHT

Game	Pitcher	Stats	Batters	Pitches/Strikes	Score
4/4/01 at BAL	Hideo Nomo	9.0 IP, 0 H, 0 R, 3 BB, 11 SO	30	110/69	W, 3-0
4/27/02 vs. TB	Derek Lowe	9.0 IP, 0 H, 0 R, 1 BB, 6 SO	28	97/66	W, 10-0
9/1/07 vs. BAL	Clay Buchholz	9.0 IP, 0 H, 0 R, 3 BB, 9 SO	30	115/73	W, 10-0
5/19/08 vs. KC	Jon Lester	9.0 IP, 0 H, 0 R, 2 BB, 9 SO	29	130/86	W, 7-0

Personal

- Full name is Jason Andrew Varitek...Nicknamed "Tek."
- He and his wife, Catherine, have 4 daughters, Alexandra, Kendall, Caroline, and Liv.
- Is 1 of 3 individuals to play in the Little League World Series, College World Series, and MLB World Series (also Ed Vosberg and Michael Conforto).
- Played in the 1984 Little League World Series, leading the Altamonte Springs, FL team to victory in the U.S. Championship bracket.
- Graduated from Lake Brantley High School (Altamonte Springs, FL).
- Played 4 seasons at Georgia Institute of Technology (1991-94)...His 253 games are still a program record...Hit .400+ with 10+ HR in each of his final 3 seasons...Helped lead the team to the 1994 College World Series title game.
- At Georgia Tech, was a 3-time All-ACC First Team and All-America First Team honoree (1992-94)...Earned the Dick Howser Trophy and Golden Spikes Award in 1994 as the best collegiate player in the country.
- Was the 1st former Georgia Tech baseball player to have his number retired by the university (also Teixeira in 2023).
- In 1992, played for the U.S. Olympic team.
- According to Will Leitch of MLB.com, Varitek is the only person to appear in the Little League World Series, College World Series, MLB World Series, World Baseball Classic, and Summer Olympics.

- Played 2 seasons in the Cape Cod Baseball League for the Hyannis Mets.
- In 2012, was honored by Little League International with the William A. "Bill" Shea Distinguished Little League Graduate Award during the 66th Little League Baseball World Series.

In the Community

- Has been active in the Boston community for the past 28 years, participating in events that benefit the Red Sox Foundation and visiting local children's hospitals.
- Earned the BoSox Club's 2004 "Man of the Year" award, recognizing not only contributions to the success of the team on the field, but also cooperation and efforts in community endeavors.
- Received the Boston Children's Hospital Champion Award in 2004.
- Was a spokesman for the Massachusetts Teacher's Association "Read Your Way to Fenway" program.
- Created the Tek's 33's ticket program, inviting Boston Children's Hospital patients and their families to Fenway Park to meet him and watch a game.
- Has met with numerous Make-A-Wish kids.
- Hosted the Jason Varitek Celebrity Putt-Putt tournament to benefit Journey Forward...Also co-hosted the Pitching in for Kids Golf Classic with Tim Wakefield.

Jason Varitek's Major League Playing Record

YEAR	CLUB	AVG	G	AB	R	H	2B	3B	HR	RBI	SH	HBP	BB	SO	SB	CS	OBP	SLG	OPS
1997	BOSTON	1.000	1	1	0	1	0	0	0	0	0	0	0	0	0	0	1.000	1.000	2.000
1998	BOSTON	.253	86	221	31	56	13	0	7	33	4	2	17	45	2	2	.309	.407	.716
1999	BOSTON	.269	144	483	70	130	39	2	20	76	5	2	46	85	1	2	.330	.482	.812
2000	BOSTON	.248	139	448	55	111	31	1	10	65	1	6	60	84	1	1	.342	.388	.730
2001	BOSTON	.293	51	174	19	51	11	1	7	25	1	1	21	35	0	0	.371	.489	.860
2002	BOSTON	.266	132	467	58	124	27	1	10	61	1	7	41	95	4	3	.332	.392	.724
2003	BOSTON	.273	142	451	63	123	31	1	25	85	5	7	51	106	3	2	.351	.512	.863
2004	BOSTON	.296	137	463	67	137	30	1	18	73	0	10	62	126	10	3	.390	.482	.872
2005	BOSTON	.281	133	470	70	132	30	1	22	70	1	3	62	117	2	0	.366	.489	.855
2006	BOSTON	.238	103	365	46	87	19	2	12	55	1	2	46	87	1	2	.325	.400	.725
2007	BOSTON	.255	131	435	57	111	15	3	17	68	0	8	71	122	1	2	.367	.421	.788
2008	BOSTON	.220	131	423	37	93	20	0	13	43	0	6	52	122	0	1	.313	.359	.672
2009	BOSTON	.209	109	364	41	76	24	0	14	51	0	3	54	90	0	0	.313	.390	.703
2010	BOSTON	.232	39	112	18	26	6	0	7	16	0	0	10	35	0	0	.293	.473	.766
2011	BOSTON	.221	68	222	32	49	10	1	11	36	3	4	21	67	0	0	.300	.423	.723
Major League Totals		.256	1546	5099	664	1307	306	14	193	757	22	61	614	1216	25	18	.341	.435	.776



Jason Varitek helped lead the Red Sox to the 2004 World Series title, their first championship since 1918.



Tek caught the final out of the 2007 World Series, a Seth Smith swinging strikeout.

60 RAMÓN VÁZQUEZ

BENCH COACH



Opening Day Age: 48

Born: 8/21/1976 in Aibonito, Puerto Rico

MLB Coaching Career: Coach, San Diego Padres (2017);

Coach/Interpreter, Boston Red Sox (2018-20); Quality Control

Coach/Interpreter, Boston Red Sox (2021); First Base Coach,

Boston Red Sox (2022); Bench Coach, Boston Red Sox (2023-present)

Coaching Staff

Coaching Career

Is in his 8th season on the Red Sox' coaching staff, his 3rd as Bench Coach...Was hired on 11/8/17, named First Base Coach on 12/20/21, and named Bench Coach on 11/29/22.

Also coordinates ML Spring Training camp.

From 2018-21, served as a liaison between the ML club's advance scouting and statistical analysis efforts for the purpose of presenting information to players and coaches...Also worked with the club's infielders.

Won a World Series title with BOS in 2018.

Helped Alex Cora lead the AL to a 4-3 win over the NL in MLB's 90th All-Star Game on 7/9/19 at CLE.

Made his ML coaching debut with the Padres in 2017, working primarily with infielders.

Spent 3 seasons (2014-16) in the HOU organization...Served as the club's developmental specialist in 2014-15, focusing on infielders...Managed High-A Lancaster in 2016.

Playing Career

Played professionally for 18 seasons (1995-2012) as an infielder...In the majors, appeared at SS (275 games), 3B (212 G), 2B (165 G), and 1B (11 G).

Selected by SEA in the 27th round of the 1995 June Draft...Spent the first 7 years of his career with the Mariners.

Made his ML debut for the 116-win 2001 Mariners...Made his lone postseason appearance in the ALDS that year.

Named a *Baseball America* Triple-A All-Star in 2001 and an Eastern League All-Star in 2000.

Played for Caguas (2004, '08, '10) and Manati (2012) in the Puerto Rican Winter League.

Personal

Full name is Ramón Luis Vázquez.

Married to Griselda...The couple has a son, Nomar, and a daughter, Sofia.

Attended Indian Hills Community College in Centerville, IA, and Juana Colón High School in Comerio, Puerto Rico.

EL CAMPEÓN DE PUERTO RICO

Ramón has won 4 league titles as a manager in Liga de Béisbol Profesional Roberto Clemente, 3rd most all time behind Mako Oliveras (7) and George "Tubby" Scales (6).

Ramón won his first 2 titles with Santurce (2015-16 and 2018-19), while his Caguas club won consecutive titles in 2020-21 and 2021-22. He began the 2022-23 season as the Caguas manager but stepped aside when he was named Bench Coach of the Red Sox, taking back over again for 2024-25. Ramón also worked with Santurce as a 1st base coach during the team's title-winning 2014-15 season.

Ramón and Alex Cora were teammates with Caguas in 2004 and 2010, and for Puerto Rico in the 2009 World Baseball Classic. Ramón was acquired by the Red Sox on 12/20/04 as part of a 4-player deal in exchange for Dave Roberts. He would appear in 27 games with Boston in 2005 before being traded to Cleveland on 7/7/05 in exchange for Cora.

In the Community

On 1/30/18, helped deliver nearly 10 tons of supplies to aid Hurricane Maria recovery efforts in Puerto Rico...The JetBlue plane cargo included medical supplies and vaccines, water filtration systems, first aid kits, flashlights, and diapers...In Caguas, helped distribute food, water, and supplies to nearly 300 families, as well as baseball equipment and athletic gear to roughly 100 children.

Has served as President of the Juntos Dando la Mano foundation in Puerto Rico...Through baseball/softball clinics, tournaments, and raffles, the foundation has raised money for people with cancer and muscular dystrophy.

Ramón Vázquez's Major League Playing Record

YEAR	CLUB	AVG	G	AB	R	H	2B	3B	HR	RBI	SH	HBP	BB	SO	SB	CS	OBP	SLG	OPS
2001	SEATTLE	.229	17	35	5	8	0	0	0	4	1	0	0	3	0	0	.222	.229	.451
2002	SAN DIEGO	.274	128	423	50	116	21	5	2	32	3	1	45	79	7	2	.344	.362	.706
2003	SAN DIEGO	.261	116	422	56	110	17	4	3	30	5	2	52	88	10	3	.342	.341	.683
2004	SAN DIEGO	.235	52	115	12	27	3	2	1	13	4	0	11	24	1	1	.297	.322	.619
2005	BOSTON	.197	27	61	6	12	2	0	0	4	2	0	3	14	0	0	.234	.230	.464
2005	CLEVELAND	.250	12	24	1	6	3	0	0	1	0	0	2	3	0	0	.308	.375	.683
2006	CLEVELAND	.209	34	67	11	14	2	0	1	8	2	0	6	18	0	0	.267	.284	.551
2007	TEXAS	.230	104	300	42	69	13	3	8	28	12	2	29	72	1	0	.300	.373	.673
2008	TEXAS	.290	105	300	44	87	18	3	6	40	5	0	38	66	0	1	.365	.430	.795
2009	PITTSBURGH	.230	101	204	17	47	7	0	1	16	0	2	31	47	1	0	.335	.279	.614
Major League Totals		.254	696	1951	244	496	86	17	22	176	34	7	217	414	20	7	.328	.350	.678
Red Sox Totals		.197	27	61	6	12	2	0	0	4	2	0	3	14	0	0	.234	.230	.464



2025 RED SOX

2025 Red Sox Spring Training Roster

*Non-Roster Invitee

Roster as of 2/16/25

Numerical

0-Walker Buehler, RHP
2-Alex Bregman, INF
3-Ceddanne Rafaela, INF/OF
5-Vaughn Grissom, INF
7-Masataka Yoshida, OF
10-Trevor Story, SS
11-Rafael Devers, 3B
12-Connor Wong, C
13-Alex Cora, Manager
16-Jarren Duran, OF
17-David Hamilton, INF
18-Blake Sabol, C
19-Sean Newcomb, LHP*
20-Nick Sogard, INF/OF
22-Garrett Whitlock, RHP
23-Romy Gonzalez, INF/OF
25-Josh Winckowski, RHP
28-Kristian Campbell, INF/OF*
29-Abraham Toro, INF/OF*
30-Rob Refsnyder, OF
31-Liam Hendriks, RHP
32-Justin Wilson, LHP
33-Jason Varitek, Game Planning & Run Prevention Coach
35-Garrett Crochet, LHP
36-Triston Casas, 1B
38-Seby Zavala, C*
39-Marcelo Mayer, SS*
40-Nate Eaton, INF/OF*
41-Wyatt Mills, RHP*
43-Patrick Sandoval, LHP^
44-Aroldis Chapman, LHP
46-Isaiah Campbell, RHP*
47-Jovani Morán, LHP*
48-Roman Anthony, OF*
50-Kutter Crawford, RHP
51-Michael Fulmer, RHP*
52-Wilyer Abreu, OF
53-Andrew Bailey, Pitching Coach
54-Lucas Giolito, RHP
55-Austin Adams, RHP*
57-Greg Weissert, RHP
58-José David Flores, First Base Coach
59-Chris Holt, Bullpen Coach
60-Ramón Vázquez, Bench Coach
61-Mark Kolozsvary, C*
62-Pete Fatse, Hitting Coach
63-Justin Slaten, RHP
64-Cooper Criswell, RHP
65-Noah Davis, RHP*
66-Brayan Bello, RHP
67-Zach Penrod, LHP
68-Quinn Priestner, RHP
72-Chris Murphy, LHP
75-Carlos Narváez, C
76-Zack Kelly, RHP
77-Brian Van Belle, RHP*
78-Robert Stock, RHP*
79-Bryan Mata, RHP*
80-Richard Fitts, RHP
81-Jacob Webb, RHP*
82-Yovanny Cruz, RHP*
83-Brennan Bernardino, LHP
84-Kyle Hudson, Third Base Coach
85-Ben Rosenthal, Assistant Hitting Coach
86-Parker Guinn, Catching Instructor
88-Dillon Lawson, Assistant Hitting Coach
89-Tanner Houck, RHP
91-Jhostynxon Garcia, OF
92-Hunter Dobbins, RHP
93-Luis Peralas, RHP
98-Nathan Hickey, C*
99-Luis Guerrero, RHP

Alphabetical

52-Wilyer Abreu, OF
55-Austin Adams, RHP*
48-Roman Anthony, OF*
53-Andrew Bailey, Pitching Coach
66-Brayan Bello, RHP
83-Brennan Bernardino, LHP
2-Alex Bregman, INF
0-Walker Buehler, RHP
46-Isaiah Campbell, RHP*
28-Kristian Campbell, INF/OF*
36-Triston Casas, 1B
44-Aroldis Chapman, LHP
13-Alex Cora, Manager
50-Kutter Crawford, RHP
64-Cooper Criswell, RHP
35-Garrett Crochet, LHP
82-Yovanny Cruz, RHP*
65-Noah Davis, RHP*
11-Rafael Devers, 3B
92-Hunter Dobbins, RHP
16-Jarren Duran, OF
40-Nate Eaton, INF/OF*
62-Pete Fatse, Hitting Coach
80-Richard Fitts, RHP
58-José David Flores, First Base Coach
51-Michael Fulmer, RHP*
91-Jhostynxon Garcia, OF
54-Lucas Giolito, RHP
23-Romy Gonzalez, INF/OF
5-Vaughn Grissom, INF
99-Luis Guerrero, RHP
86-Parker Guinn, Catching Instructor
17-David Hamilton, INF
31-Liam Hendriks, RHP
98-Nathan Hickey, C*
59-Chris Holt, Bullpen Coach
89-Tanner Houck, RHP
84-Kyle Hudson, Third Base Coach
76-Zack Kelly, RHP
61-Mark Kolozsvary, C*
88-Dillon Lawson, Assistant Hitting Coach
79-Bryan Mata, RHP*
39-Marcelo Mayer, SS*
41-Wyatt Mills, RHP*
47-Jovani Morán, LHP*
72-Chris Murphy, LHP
75-Carlos Narváez, C
19-Sean Newcomb, LHP*
67-Zach Penrod, LHP
93-Luis Peralas, RHP
68-Quinn Priestner, RHP
3-Ceddanne Rafaela, INF/OF
30-Rob Refsnyder, OF
85-Ben Rosenthal, Assistant Hitting Coach
18-Blake Sabol, C
43-Patrick Sandoval, LHP^
63-Justin Slaten, RHP
20-Nick Sogard, INF/OF
78-Robert Stock, RHP*
10-Trevor Story, SS
29-Abraham Toro, INF/OF*
77-Brian Van Belle, RHP*
33-Jason Varitek, Game Planning & Run Prevention Coach
60-Ramón Vázquez, Bench Coach
81-Jacob Webb, RHP*
57-Greg Weissert, RHP
22-Garrett Whitlock, RHP
32-Justin Wilson, LHP
25-Josh Winckowski, RHP
12-Connor Wong, C
7-Masataka Yoshida, OF
38-Seby Zavala, C*

By Position

13-Alex Cora, Manager
33-Jason Varitek, Game Planning & Run Prevention Coach
53-Andrew Bailey, Pitching Coach
58-José David Flores, First Base Coach
59-Chris Holt, Bullpen Coach
60-Ramón Vázquez, Bench Coach
62-Pete Fatse, Hitting Coach
84-Kyle Hudson, Third Base Coach
85-Ben Rosenthal, Assistant Hitting Coach
86-Parker Guinn, Catching Instructor
88-Dillon Lawson, Assistant Hitting Coach
0-Walker Buehler, RHP
19-Sean Newcomb, LHP*
22-Garrett Whitlock, RHP
25-Josh Winckowski, RHP
31-Liam Hendriks, RHP
32-Justin Wilson, LHP
35-Garrett Crochet, LHP
41-Wyatt Mills, RHP*
43-Patrick Sandoval, LHP^
44-Aroldis Chapman, LHP
46-Isaiah Campbell, RHP*
47-Jovani Morán, LHP*
50-Kutter Crawford, RHP
51-Michael Fulmer, RHP*
54-Lucas Giolito, RHP
55-Austin Adams, RHP*
57-Greg Weissert, RHP
63-Justin Slaten, RHP
64-Cooper Criswell, RHP
65-Noah Davis, RHP*
66-Brayan Bello, RHP
67-Zach Penrod, LHP
68-Quinn Priestner, RHP
72-Chris Murphy, LHP
76-Zack Kelly, RHP
77-Brian Van Belle, RHP*
78-Robert Stock, RHP*
79-Bryan Mata, RHP*
80-Richard Fitts, RHP
81-Jacob Webb, RHP*
82-Yovanny Cruz, RHP*
83-Brennan Bernardino, LHP
89-Tanner Houck, RHP
92-Hunter Dobbins, RHP
93-Luis Peralas, RHP
99-Luis Guerrero, RHP
12-Connor Wong, C
18-Blake Sabol, C
38-Seby Zavala, C*
61-Mark Kolozsvary, C*
75-Carlos Narváez, C
98-Nathan Hickey, C*
2-Alex Bregman, INF
5-Vaughn Grissom, INF
10-Trevor Story, SS
11-Rafael Devers, 3B
17-David Hamilton, INF
36-Triston Casas, 1B
39-Marcelo Mayer, SS*
7-Masataka Yoshida, OF
16-Jarren Duran, OF
30-Rob Refsnyder, OF
48-Roman Anthony, OF*
52-Wilyer Abreu, OF
91-Jhostynxon Garcia, OF
3-Ceddanne Rafaela, INF/OF
20-Nick Sogard, INF/OF
23-Romy Gonzalez, INF/OF
28-Kristian Campbell, INF/OF*
29-Abraham Toro, INF/OF*
40-Nate Eaton, INF/OF*

* - Non-Roster Invitee

^ - 60-Day Injured List

Pronunciation Guide

WILYER (WHEEL-yurr) Abreu

BRAYAN (like “Brian”) **BELLO** (BAY-oh)

Brennan **BERNARDINO** (ber-nar-DEEN-o)

Triston **CASAS** (KOSS-iss)

AROLDIS (ah-ROL-diss) Chapman

Cooper **CRISWELL** (CRISS-well)

Garrett **CROCHET** (crow-SHAY)

YOVANNY (yo-VAH-nee) Cruz

Rafael **DEVERS** (DEHV-ers)

Jarren **DURAN** (duh-RAN)

Pete **FATSE** (FATS-ee)

JHOSTYNXON (JOES-tin-son) Garcia

Lucas **GIOLITO** (jee-oh-LEE-toe)

ROMY (RO-me) Gonzalez

Tanner **HOUCK** (HOW + k)

Mark **KOLOZSVARY** (coals-VARY, like “dairy”)

Bryan **MATA** (MAH-ta)

Marcelo **MAYER** (MY-er)

JOVANI (jo-VAH-nee) **MORÁN** (MOH-ran)

Carlos **NARVÁEZ** (nahr-VIE-ez)

Adam **OTTAVINO** (ott-ah-VEE-no)

Luis **PERALES** (per-AHL-iss)

Quinn **PRIESTER** (rhymes with “Easter”)

CEDDANNE (say-DAH-N) Rafaela

Blake **SABOL** (SAY-bol)

Justin **SLATEN** (SLATE-in)

Nick **SOGARD** (SO-gard)

Greg **WEISSERT** (WICE-ert)

Josh **WINCKOWSKI** (win-COW-skee)

MASATAKA (mah-sah-TAH-kah) **YOSHIDA** (yo-SHEE-dah)

SEBY (SEB-ee) **ZAVALA** (zuh-VAH-luh)

2025 Boston Red Sox 40-Man Roster

*As of 2/16/25

COACHING STAFF: 13-Alex Cora (Manager), 60-Ramón Vázquez (Bench Coach), 58-José David Flores (1st Base Coach), 84-Kyle Hudson (3rd Base Coach), 62-Pete Fatse (Hitting Coach), 88-Dillon Lawson (Assistant Hitting Coach), 85-Ben Rosenthal (Assistant Hitting Coach), 53-Andrew Bailey (Pitching Coach), 59-Chris Holt (Bullpen Coach), 33-Jason Varitek (Game Planning and Run Prevention Coach).

NO.	PITCHERS (23 + 1 IL)	B	T	HT.	WT.	BORN	BIRTHPLACE
66	Bello, Brayan	R	R	6-1	210	5/17/99	Samana, DR
83	Bernardino, Brennan	L	L	6-4	220	1/15/92	Valencia, CA
0	Buehler, Walker	R	R	6-2	195	7/28/94	Lexington, KY
44	Chapman, Aroldis	L	L	6-4	235	2/28/88	Holguin, Cuba
50	Crawford, Kutter	R	R	6-1	205	4/1/96	Stuart, FL
64	Criswell, Cooper	R	R	6-6	215	7/24/96	Carrollton, GA
35	Crochet, Garrett	L	L	6-6	260	6/21/99	Ocean Springs, MS
92	Dobbins, Hunter	R	R	6-2	210	8/30/99	Bryan, TX
80	Fitts, Richard	R	R	6-3	245	12/17/99	Helena, AL
54	Giolito, Lucas	R	R	6-6	275	7/14/94	Santa Monica, CA
99	Guerrero, Luis	R	R	6-0	215	8/5/00	Bani, DR
31	Hendriks, Liam	R	R	6-0	235	2/10/89	Perth, Australia
89	Houck, Tanner	R	R	6-5	230	6/29/96	St. Louis, MO
76	Kelly, Zack	R	R	6-3	245	3/3/95	Roanoke, VA
72	Murphy, Chris	L	L	6-1	185	1/5/98	Mission Hills, CA
67	Penrod, Zach	L	L	6-2	250	6/16/97	Northwest Nazarene, ID
93	Perales, Luis	R	R	6-1	195	4/13/03	Guacara, Carabobo, VZ
68	Priester, Quinn	R	R	6-3	220	9/16/00	Glendale Heights, IL
43	Sandoval, Patrick (60-Day IL)	L	L	6-3	190	10/18/96	Mission Viejo, CA
63	Slaten, Justin	R	R	6-4	240	9/15/97	Longview, TX
57	Weissert, Greg	R	R	6-2	225	2/4/95	Bay Shore, NY
22	Whitlock, Garrett	R	R	6-5	220	6/11/96	Snellville, GA
32	Wilson, Justin	L	L	6-2	210	8/18/87	Anaheim, CA
25	Winckowski, Josh	R	R	6-4	225	6/28/98	Toledo, OH

NO.	CATCHERS (3)	B	T	HT.	WT.	BORN	BIRTHPLACE
75	Narváez, Carlos	R	R	5-11	225	11/26/98	Maracay, Aragua, VZ
18	Sabol, Blake	L	R	6-4	240	1/7/98	Aliso Viejo, CA
12	Wong, Connor	R	R	6-1	200	5/19/96	Houston, TX

NO.	INFIELDER (6)	B	T	HT.	WT.	BORN	BIRTHPLACE
2	Bregman, Alex	R	R	6-0	215	3/30/94	Albuquerque, NM
36	Casas, Triston	L	R	6-5	255	1/15/00	Miami, FL
11	Devers, Rafael	L	R	6-0	245	10/24/96	Sanchez, DR
5	Grissom, Vaughn	R	R	6-2	220	1/5/01	Orlando, FL
17	Hamilton, David	L	R	6-0	200	9/29/97	San Marcos, TX
10	Story, Trevor	R	R	6-2	215	11/15/92	Irving, TX

NO.	OUTFIELDERS (5)	B	T	HT.	WT.	BORN	BIRTHPLACE
52	Abreu, Willyer	L	L	6-0	215	6/24/99	Maracaibo, Zulia, VZ
16	Duran, Jarren	L	R	6-2	210	9/5/96	Corona, CA
91	Garcia, Jhostynxon	R	R	6-0	225	12/11/02	San Fernando de Apure, Apure, VZ
30	Refsnyder, Rob	R	R	6-0	215	3/26/91	Seoul, South Korea
7	Yoshida, Masataka	L	R	5-8	190	7/15/93	Fukui, Japan

NO.	INFIELDER/OUTFIELDERS (3)	B	T	HT.	WT.	BORN	BIRTHPLACE
23	Gonzalez, Romy	R	R	6-1	210	9/6/96	Miami, FL
3	Rafaela, Ceddanne	R	R	5-9	170	9/18/00	Willemstad, Curaçao
20	Sogard, Nick	S	R	6-0	200	9/9/97	Los Angeles, CA

How the 40-Man Roster was Built

SELECTED IN MLB FIRST-YEAR PLAYER DRAFT (7)

Player	Year	Round (Pick)
Tanner Houck, RHP	2017	1st (24th overall)
Kutter Crawford, RHP	2017	16th (491st overall)
Triston Casas, 1B	2018	1st (26th overall)
Jarren Duran, OF	2018	7th (220th overall)
Chris Murphy, LHP	2019	6th (197th overall)
Hunter Dobbins, RHP	2021	8th (226th overall)

SELECTED IN RULE 5 DRAFT (1)

Player	Details
Garrett Whitlock, RHP	From New York-AL in the Major League phase in 2020

ACQUIRED VIA TRADE (12)

Player	Details
Connor Wong, C	From Los Angeles-NL with OF Alex Verdugo and INF Jeter Downs in exchange for OF Mookie Betts, LHP David Price, and cash on 2/10/20
Josh Winckowski, RHP	From New York-NL with a player to be named later in addition to the Red Sox acquiring OF Franchy Cordero and 2 players to be named later from Kansas City in exchange for OF Andrew Benintendi and cash considerations on 2/10/21
Nick Sogard, INF	From Tampa Bay with C Ronaldo Hernandez for LHP Jeffrey Springs, RHP Chris Mazza and cash considerations on 2/17/21
David Hamilton, INF	From Milwaukee with INF Alex Binelas and OF Jackie Bradley Jr. in exchange for OF Hunter Renfroe on 12/1/21
Wilyer Abreu, OF	From Houston with INF Enmanuel Valdez in exchange for C Christian Vázquez on 8/1/22
Greg Weissert, RHP	From New York-AL with RHPs Richard Fitts and Nicholas Judice in exchange for OF Alex Verdugo on 12/5/23
Richard Fitts, RHP	From New York-AL with RHPs Greg Weissert and Nicholas Judice in exchange for OF Alex Verdugo on 12/5/23
Justin Slaten, RHP	From New York-NL in exchange for LHP Ryan Ammons and cash considerations on 12/6/23
Vaughn Grissom, INF	From Atlanta in exchange for LHP Chris Sale and cash considerations on 12/30/23
Quinn Priester, RHP	From Pittsburgh in exchange for 2B Nick Yorke on 7/29/24
Garret Crochet, LHP	From Chicago-AL in exchange for C Kyle Teel, OF Branden Montgomery, 3B Chase Meidroth, and RHP Wikelman Gonzalez on 12/11/24
Carlos Narváez, C	From New York-AL in exchange for RHP Elmer Rodriguez-Cruz and future considerations on 12/11/24
Blake Sabol, C	From San Francisco in exchange international bonus pool space on 1/15/25

CLAIMED OFF WAIVERS (2)

Player	Details
Brennan Bernardino, LHP	From Seattle on 4/16/23
Romy Gonzalez, INF/OF	From Chicago-AL on 1/31/24

SIGNED AS A FREE AGENT (18+ 1 IL)

Player	Details	Player	Details
Rafael Devers, 3B	8/9/13 (International)	Zach Penrod, LHP	8/16/23 (minors)
Brayan Bello, RHP	7/2/17 (International)	Cooper Criswell, RHP	12/13/23
Ceddanne Rafaela, INF/OF	7/2/17 (International)	Lucas Giolito, RHP	1/3/24
Jhostynxon Garcia, OF	7/2/19 (International)	Liam Hendriks, RHP	2/20/24
Luis Perales, RHP	7/2/19 (International)	Justin Wilson, LHP	11/14/24
Zack Kelly, RHP	12/21/20 (minors)	Aroldis Chapman, LHP	12/10/24
Luis Guerreo, RHP	8/1/21 (International)	Patrick, Sandoval, LHP (60-Day IL)	12/23/24
Rob Refsnyder, OF	12/1/21 (minors)	Walker Buehler, RHP	12/28/24
Trevor Story, SS	3/22/22	Alex Bregman, INF	2/15/25
Masataka Yoshida, OF	12/15/22 (International)		

52 WILYER ABREU OF

Bats: Left • **Throws:** Left • **Height:** 6-0 • **Weight:** 215
Opening Day Age: 25 • **MLB Service:** 1 year, 41 days
Born: 6/24/1999 in Maracaibo, Zulia, VZ
Acquired: From the Houston Astros with INF/OF Enmanuel Valdez in exchange for C Christian Vázquez on 8/1/2022
Contract Status: Signed through 2025



The Rundown

- Is in his 8th professional season, his 3rd full season in the Red Sox organization...Is attending his 3rd Major League Spring Training.
- Made his 1st Opening Day roster in 2024...Named Red Sox Rookie of the Year by the BBWAA Boston Chapter.
- Received the 2024 Rawlings Gold Glove award for AL Right Fielders (see box on right).
- Received a 2024 Fielding Bible Award (see box on right)...Made 106 starts in RF and 4 in LF...Also played 2.0 innings in CF.
- Ranked 2nd among 2024 AL rookies in bWAR (3.5), trailing only TEX's Wyatt Langford (3.9) (see box on right).
- Led 2024 MLB rookies in doubles (33), 3rd most on the team (Duran-48, Devers-34).
- Led qualified 2024 AL rookies in SLG (.459) and ranked 2nd in OPS (.781) and XBH (50), T-3rd in HR (15), 4th in AVG (.253) and OBP (.322), and 5th in RBI (58) and runs scored (59).
- Entered 2024 ranked by *Baseball America* as the Red Sox' No. 6 prospect...Was also rated by *BA* as having the best outfield arm in the Red Sox' organization.
- Signed by HOU as an international free agent on 7/2/17 and played in the Astros organization until being traded to BOS on 8/1/22...Was ranked as HOU's No. 21 prospect by *Baseball America* at the time of his acquisition.

BIBLE STUDY

Abreu received the 2024 Fielding Bible Award in RF.

- He and STL's Masyn Winn are the 5th and 6th rookies to win a Fielding Bible Award, joining Troy Tulowitzki (2007), Mike Trout (2012), Ke'Bryan Hayes (2021), and Steven Kwan (2022).

DEFENSIVE RUNS SAVED IN RIGHT FIELD, 2024

Rk.	Player (Team)	DRS
1.	Wilyer Abreu (BOS)	17
2.	Sal Frelick (MIL)	16
T3.	Dominic Fletcher (CWS)	10
T3.	Tyrone Taylor (NYM)	10

ASSISTS IN RIGHT FIELD, 2024

Rk.	Player (Team)	A
T1.	Wilyer Abreu (BOS)	9
T1.	Juan Soto (NYY)	9
T1.	Hunter Renfroe (KC)	9

GOLDEN AGE

Abreu recieved the 2024 Rawlings Gold Glove Award for American League Right Fielders. He became:

- The 1st Red Sox player to win a Gold Glove since Mookie Betts in 2019.
- The 1st Red Sox rookie to win a Gold Glove since Fred Lynn in 1975.
- The 12th Red Sox outfielder to win a Gold Glove.

RED SOX GOLD GLOVE OUTFIELDERS

Player	Gold Gloves
Dwight Evans	8
Carl Yastrzemski	7
Mookie Betts	4
Fred Lynn	4
Wilyer Abreu	1
Jackie Bradley Jr.	1
Ellis Burks	1
Jacoby Ellsbury	1
Jackie Jensen	1
Jim Piersall	1
Reggie Smith	1
Shane Victorino	1

BASEBALL-REFERENCE WAR LEADERS, 2024 AMERICAN LEAGUE ROOKIES

Rk.	Player (Team)	bWAR
1.	Wyatt Langford (TEX)	3.9
2.	Wilyer Abreu (BOS)	3.5
T3.	Colton Cowser (BAL)	3.1
T3.	Luis Gil (NYY)	3.1
5.	Ceddanne Rafaela (BOS)	2.8
6.	David Hamilton (BOS)	2.6

MOST GO AHEAD RBI, 2024 RED SOX

Rk.	Player	Go-ahead RBI
1.	Rafael Devers	21
T2.	Wilyer Abreu	20
T2.	Tyler O'Neill	20
4.	Jarren Duran	17

MAKING THE CUT

In addition to baseball, one of Wilyer's passions is cutting hair. He told MassLive.com in August 2022, "In Venezuela right now, I have a barber shop. And I've learned with those guys." His shop, Activo, is located in his hometown of Maracaibo. Wilyer cuts his and his teammates' hair.

Additional Career Highlights

- 🔴 Began 2023 having not played above Double-A and made his Major League debut on 8/22/23 at HOU... Played in 27 ML games, making 11 starts in CF and 8 in RF while batting .316 with a .388 OBP, .862 OPS, 14 RBI, and 3 SB (24-for-76, 6 2B, 2 HR, 9 BB).
- 🔴 Was named an International League All-Star in 2023, becoming the first WooSox player to achieve the honor.
- 🔴 From 2017-23, appeared in 148 minor league games in CF, 135 in LF, and 129 in RF...Recorded 32 OF assists.
- 🔴 From 2022-23, was 42-for-47 (89.4%) in stolen base attempts between the minors (39-for-43) and MLB (3-for-4).
- 🔴 Was named International League Player of the Week for 8/7-13/23...Hit .597 with 6 HR over the week (13-for-22, 2 2B, 16 RBI).
- 🔴 Made his MLB debut on 8/22/23 at HOU...Entered the game in RF to start the bottom of the 4th inning after Alex Verdugo was ejected...Doubled in the 7th inning for his 1st career hit, then singled and scored his 1st career run in the 9th inning.
- 🔴 Went 5-for-5 with a walk on 9/10/23 vs. BAL (2 R, 2B, 3 RBI, BB, SB)...Was the only rookie, the only Red Sox player, and 1 of only 10 players to reach base 6+ times in a game in 2023 (see box on right).
- 🔴 Became the 14th MLB player since at least 1901 to record 4+ hits in 2 of their first 12 career games.
- 🔴 In 2022, ranked 2nd among all minor leaguers with 114 BB and ranked 5th with 106 runs scored...That season, reached base in 23 consecutive games from 5/13-6/9 (.456 OBP, 25-for-87, 27 BB).
- 🔴 Has played for Scottsdale in the Arizona Fall League (2022) and Águilas del Zulia in the Venezuelan Winter League (2017, '18, '20).

2024 Highlights

- 🔴 Made his 1st Opening Day roster.
- 🔴 Led 2024 MLB rookies in doubles (33), 3rd most on the team (Duran-48, Devers-34).
- 🔴 Led qualified 2024 AL rookies in SLG (.459) and ranked 2nd in OPS (.781) and XBH (50), T-3rd in HR (15), 4th in AVG (.253) and OBP (.322), and 5th in RBI (58) and runs scored (59).
- 🔴 Recorded 20 go-ahead RBI, tied with Tyler O'Neill for 2nd most on the team (1st: Rafael Devers, 21).
- 🔴 Led the Majors with 17 defensive runs saved in RF.
- 🔴 Tied for the ML lead with 9 assists in RF.
- 🔴 Ranked in MLB's 98th percentile in arm strength (94.8 mph)...Also ranked in the 95th percentile in fielding arm value (3), 91st in outs above average (7), and 90th in fielding run value (9).

ONE OF A KIND

- After making his MLB debut on 8/22/23, Abreu reached base 5 times on 8/24 at HOU (4-for-5, BB, 2B, HR, 4 RBI) and 6 times on 9/9 vs. BAL (5-for-5, BB, 2B, 3 RBI).
- 🔴 Became the 1st Red Sox player to ever record 4+ hits in 2 of their first 12 career games, the 1st Major Leaguer to do so since Kyle Schwarber in 2015.
 - 🔴 Became the 1st Red Sox player to ever reach base 5+ times in 2 of their first 12 career games, the 1st Major Leaguer to do so since Jay Bruce in 2008.
 - 🔴 Became the 1st Red Sox player and only the 3rd Major Leaguer since at least 1901 to record 4 hits, a HR, and 4 RBI in a game within their first 3 career games, joining STL's Beau Bell (4/21/1935 vs. CWS) and TOR's Davis Schneider (8/6/2023 at BOS).
 - 🔴 Was 1 of only 10 players (and the only rookie) to reach base as many as 6 times in a game in 2023... Was the 1st Sox rookie to reach base 6+ times in a game since Mo Vaughn on 9/8/91 vs. SEA.

RBI GUY

- Abreu's 8-game RBI streak from 4/18-27/24 was:
- 🔴 The longest ever by a Red Sox rookie.
 - 🔴 The longest by a Red Sox player under the age of 25 since Ted Williams' 12-game streak in 1942.
 - 🔴 The 2nd-longest streak by any player in 2024 (see below).

During that streak, Abreu recorded a go-ahead RBI in 6 straight games from 4/18-23. That marked the longest streak by any Red Sox player in the Expansion Era (since 1961). No other Sox player in that span has recorded a go-ahead RBI in more than 4 straight games (source: Elias).

MLB'S LONGEST RBI STREAKS OF 2024

Rk.	Player (Team)	Games
1.	Shohei Ohtani (LAD)	10
T2.	Wilyer Abreu (BOS)	8
T2.	Yandy Díaz (TB)	8

WALK THIS WAY

From 2022-23, Wilyer ranked 9th in all of minor league baseball with 173 walks. Among minor leaguers with at least 750 PA, he posted the 5th-highest walk rate (18.4%, 942 PA).

Wilyer Abreu, Continued

2024 Timeline

🔥 Spring Training: 26 G, .127 AVG (8-for-63), .556 OPS, 2 HR, 8 RBI...Led the Grapefruit League and tied for the MLB lead in walks (14).

🔥 Recorded 3-hit games on 4/19 and 4/21 at PIT and a 4-hit game on 4/24 at CLE, his 4th, 5th and 6th career games with 3+ hits...Became the 1st Red Sox to record 6 or more 3+ hit games within their first 48 career games since Walt Dropo in 1950 (also 6)...Also tied the most 4-hit games within a Red Sox player's first 50 career games (3), tying Patsy Dougherty (1902), Jim Tabor (1939), Leon Culberson (1943), and Tom Umphlett (1953).

🔥 Recorded an RBI in 8 consecutive games from 4/18-27, the longest streak ever by a Red Sox rookie...Recorded a go-ahead RBI in 6 straight games from 4/18-23, becoming the 1st Red Sox player in the Expansion Era (since 1961) to record such a streak (see box on next page).

🔥 Recorded a career-long 6-game hit streak from 4/18-24, batting .520 over the span (13-for-25, 5 2B, 2 HR, 7 RBI).

🔥 Reached base in a career-long 12 straight games from 4/11-24...Batted .415 with a .500 OBP and a 1.232 OPS over that stretch (17-for-41, 7 2B, 2 HR, 9 RBI, 7 BB).

🔥 Went 3-for-4 with a double and a triple on 4/30 vs. SF, his 4th game with 3+ hits in his last 9 played (since 4/19)...Was his 1st career triple, and also his hardest hit ball in his career (114.4 mph).

🔥 Recorded 18 hits in a span of 10 games from 4/18-30 (18-for-42, 6 2B, 3B, 2 HR)...Is the 1st Red Sox rookie to record at least 18 hits, including 9 XBH, in a 10-game span since Brian Daubach in 1999.

🔥 6 of his 8 hits between 5/10-20 went for extra bases (4 2B, 2 HR).

🔥 Recorded hits in 9 of 10 games from 5/19-29, batting .375 with a 1.113 OPS over that span (12-for-32, 3 2B, 3B, 2 HR).

🔥 On 5/31 vs. DET, made a 100.7-MPH throw from right field to home plate...Was the 1st Red Sox outfielder to record a throw that hard since Jackie Bradley Jr. in 2018.

🔥 Was placed on the 10-Day IL on 6/4 (retro to 6/3) with a right ankle sprain...Prior to going on the IL, led qualified AL rookies in OBP (.344), SLG (.485), OPS (.829), hits (46), doubles (14), XBH (22), and total bases (82).

🔥 Played in 3 rehab games with Triple-A Worcester, going 3-for-12 with 2 HR, 2 RBI, and a walk.

🔥 Was reinstated from the 10-Day IL on 6/22...Started that day at CIN, going 1-for-3 with a run and a double.

🔥 Recorded a career-high-tying 4 RBI on 7/9 vs. OAK, hitting a 3-run HR and a sacrifice fly.

🔥 Recorded an RBI in 5 straight games from 7/22-29 (6 total RBI).

🔥 Tied a career-long 6-game hitting streak from 7/22-30 (also 4/18-24)...Batted .438 during the streak (7-for-16, 3 2B, HR, 7 R, 6 RBI).

🔥 Recorded his 1st career multi-HR game on 8/4 at TEX, hitting a solo and a 3-run HR (see box below)...Matched a career high with 4 RBI (3x, last 7/9 vs. OAK).

🔥 Hit a go-ahead 2-run single off Gerrit Cole in the 4th inning of the Sox' 7-1 win at NYY on 9/14.

FAMILY FIRST

After losing his grandmother the day prior, Abreu recorded his 1st career multi-HR game in the Red Sox' 7-2 win at TEX on 8/4.

In the 4th inning, Abreu hit a game-tying solo HR. He pointed to the sky while rounding 1st base and was consoled by teammates and coaches afterwards in the dugout. His next at-bat came in the 6th inning, with runners on 2nd and 3rd and a 3-2 lead against LHP Walter Pennington. Despite walking up to the plate with 0 career HR off of left-handed pitchers, Abreu hit a 3-run HR to extend Boston's lead to 6-2. He again pointed to the sky while heading home.

After the game, Abreu told media, "I was playing for her. I dedicated this game to her and I was playing with my heart in my hands. So for me to be able to go out there and perform, it was very special." Regarding the support his teammates showed, Abreu continued, "We're a family and they showed that today. They showed that I can rely on them and they know that they can rely on me as well and so forth. So it's very nice for me to count on them as a family and to have that support."

Manager Alex Cora felt something special was brewing, and allowed Abreu to remain in the game in the 6th inning, a situation where he could have pinch-hit for the left-handed hitter against a left-handed pitcher. "God is good," said Cora. "And, sometimes you make decisions in the game by the metrics. I'll tell you right now, I let him hit because I was like, 'Something good is going to happen here against a lefty.' That's life. We're believers and we're not perfect. And we try to live the good life. And the Lord kind of rewarded him."

Personal

- Full name is Wilyer David Abreu.
- Rooted for the Rockies growing up in Venezuela, as he and former Rockies All-Star Carlos González share their hometown of Maracaibo, VZ.

In the Community

- As part of the 2023 Red Sox Rookie Development Program, visited patients at Boston Children's Hospital and hosted a Play Ball clinic with the Red Sox Foundation.
- Attended Red Sox Winter Weekend in January 2024, signing autographs and posing for pictures with fans.

Wilyer
Abreu

Wilyer Abreu's Career Record

YEAR	CLUB	AVG	G	AB	R	H	2B	3B	HR	RBI	SH	HBP	BB	SO	SB	CS	OBP	SLG	OPS
2017	DSL Astros Blue (R)	.286	34	119	21	34	5	1	0	16	0	4	14	29	7	4	.377	.345	.722
2018	GCL Astros (R)	.223	41	139	22	31	11	0	0	16	2	0	18	32	8	4	.310	.302	.612
2019	Quad Cities (A)	.270	35	122	13	33	7	2	1	6	0	2	14	29	4	5	.355	.385	.740
	Tri-City (A-)	.229	24	70	8	16	4	0	1	7	0	0	5	16	2	3	.273	.329	.602
2020								Did Not Play											
2021	Asheville (A+)	.268	82	287	52	77	15	1	16	50	0	5	38	99	10	11	.363	.495	.858
2022	Corpus Christi (AA)	.249	89	329	81	82	24	0	15	54	0	4	78	108	23	1	.399	.459	.858
	Portland (AA)	.242	40	128	25	31	5	0	4	19	0	0	36	45	8	2	.399	.375	.774
2023	Worcester (AAA)	.274	86	299	67	82	11	1	22	65	0	1	59	74	8	1	.391	.538	.929
	BOSTON	.316	28	76	10	24	6	0	2	14	0	0	9	23	3	1	.388	.474	.862
2024	BOSTON	.253	132	399	59	101	33	2	15	58	0	3	40	125	8	3	.322	.459	.781
	Worcester (AAA)	.250	3	12	3	3	0	0	2	2	0	0	1	3	0	0	.308	.750	1.058
Major League Totals		.263	160	475	69	125	39	2	17	72	0	3	49	148	11	4	.333	.461	.794
Minor League Totals		.258	434	1505	292	389	82	5	61	235	2	16	263	435	70	31	.372	.441	.813

TRANSACTIONS: Signed by the Houston Astros as an international free agent, 7/2/2017 (signed by Oz Ocampo, Roman Ocumarez, Tom Shafer, and Daniel Acuña); Acquired by the Boston Red Sox with INF/OF Emmanuel Valdez in exchange for C Christian Vázquez, 8/1/2022; **INJURED LIST:** Right ankle sprain, 6/3-22/2024

Career Fielding Record

POS	PCT.	G	GS	PO	A	E	TC	DP
OF	.972	155	129	262	11	8	281	3

Career Single-Game Highs

HITS: 5, 9/9/23 vs. BAL; **DOUBLES:** 2, 2x, last 8/30/24 at DET; **HOME RUNS:** 2, 9/4/24 at TEX; **RBI:** 4, 2x, last 8/4/24 at TEX; **RUNS SCORED:** 2, 10x, last 8/4/24 at TEX; **WALKS:** 3, 4/20/24 at PIT; **STRIKEOUTS:** 3, 10x, last 9/18/24 at TB; **STOLEN BASES:** 1, 11x, last 9/12/24 at NYY; **HITTING STREAK:** 6, 2x, last 7/22-30/24; **EJECTIONS (1):** 8/26 vs. TOR-G2 (HP, Paul Clemens)

Home Run Notes

MULTI-HOME RUN GAMES (1): 2-HOME RUN GAMES (1): 9/4/24 at TEX; **LEADOFF (0);** **GRAND SLAMS (0)** ; **PINCH-HIT (0);** **EXTRA-INNING (0);** **GAME-ENDING (0);** **INSIDE-THE-PARK (0)**

Major League Firsts

GAME: 8/22/23 at HOU (entered in RF, 4th inning); **HIT:** 8/22/23 at HOU off Kendall Graveman (double, 7th inning); **HOME RUN:** 8/24/23 at HOU off J.P. France (2-run, 2nd inning); **GAME-ENDING RBI:** N/A



66 BRAYAN BELLO

RHP



Bats: Right • **Throws:** Right • **Height:** 6-1 • **Weight:** 210

Opening Day Age: 25 • **MLB Service:** 2 years, 82 days

Born: 5/17/1999 in Samaná, DR

Acquired: Signed as an international free agent on 7/2/2017

Contract Status: Signed through 2029 (club option for 2030)

The Rundown

Is in his 8th professional season, all with the Red Sox.

Is attending his 4th consecutive Major League Spring Training camp.

Was signed to a 6-year contract extension on 3/7/24, spanning the 2024-29 seasons.

Made his 1st Opening Day roster in 2024...Was the Sox' Opening Day starter...Went 14-8 with a 4.49 ERA (81 ER/162.1 IP) and 153 SO in a career-high 30 starts.

Joined Pedro Martinez as the only Dominican-born pitchers to make an Opening Day start for the Red Sox... At 24 years and 316 days old, was the youngest BOS pitcher to start on Opening Day since Aaron Sele in 1995 (24y, 305d) and Dennis Eckersley in 1979 (24y, 184d).

In 2024, Bello (30 starts), Kutter Crawford (33), and Tanner Houck (30) became the 1st homegrown trio of Red Sox starters to make 30+ starts in a season since 1987 (Roger Clemens, Bruce Hurst, Al Nipper).

Completed his 1st full MLB season in 2023 (28 starts) after making his debut in 2022 (13 games, 11 starts).

Led the 2023 Red Sox in starts (28), innings pitched (157.0), and wins (12)...Led Sox starters in ERA (4.24) and strikeouts (132).

Recognized by the Boston Baseball Writers as the Sox' 2023 Pitcher of the Year and 2022 Rookie of the Year.

Recalled by BOS on 7/6/22 and made his ML debut that night vs. TB (4.0 IP, 6 H, 4 R, 3 BB, 2 SO)...At 23 years, 50 days old, became the youngest Red Sox pitcher to make their debut as a starting pitcher since Henry Owens in 2015.

WORKING WITH THE GOAT

In the offseason, Brayan has worked with Hall of Famer and former Red Sox pitcher Pedro Martinez in the Dominican Republic. During their time together in '22, the MLB Network analyst tweeted images with the caption, "Putting in the work this off season with up and coming @redsox pitcher @Bryant_Bello99 ... Good stuff is in the works Boston!"

MOST STARTS FOR THE RED SOX AT THE AGE OF 25 OR YOUNGER, 1970-2024

Rk.	Pitcher (Years)	GS
1.	Roger Clemens (1984-88)	128
2.	Dennis Eckersley (1978-80)	98
3.	Jon Lester (2006-09)	91
4.	Eduardo Rodríguez (2015-19)	90
5.	Oil Can Boyd (1982-85)	75
6.	Brayan Bello (2022-24)	69

HIGHEST WINNING PERCENTAGE, A.L. PITCHERS IN 2024 (MIN. 25 STARTS)

Rk.	Pitcher (Club)	W-L %
1.	Tarik Skubal (DET)	.818 (18-4)
2.	Ronel Blanco (HOU)	.684 (13-6)
T3.	Luis Gil (NYY)	.682 (15-7)
T3.	Framber Valdez (HOU)	.682 (15-7)
T5.	Seth Lugo (KC)	.640 (16-9)
T5.	Carlos Rodón (NYY)	.640 (16-9)
7.	Brayan Bello (BOS)	.636 (14-8)
8.	Corbin Burnes (BAL)	.625 (15-9)

MOST TEAM WINS STARTED IN 2024 (A.L.)

Rk.	Pitcher (Club)	W
1.	Tanner Bibee (CLE)	22
T2.	José Berrios (TOR)	21
T2.	Tarik Skubal (DET)	21
T4.	Brayan Bello (BOS)	20
T4.	Ronel Blanco (HOU)	20
T4.	Corbin Burnes (BAL)	20

LEAD THE WAY

In 2023, his first full season in the majors, Brayan led the Red Sox in starts (28), innings pitched (157.0), and wins (12), in addition to leading Sox starters in ERA (4.24) and strikeouts (132). He became the first pitcher to lead the Sox in wins, starts, and innings in an age-24 season (or younger) since Roger Clemens in 1987.

BELLO RECORDS FIRST 10 OUTS VIA STRIKEOUT

On 7/9/23 vs. OAK, Brayan Bello recorded his first 10 outs via strikeout (8 swinging, 2 looking). According to Elias, Bello tied the Expansion Era (since 1961) record for most consecutive outs via strikeout to begin a game, joining TEX's Andrew Heaney (4/10/23 vs. KC) and PHI's Aaron Nola (6/25/21 at NYM-G1).

According to Elias, the only other Red Sox pitchers in the Expansion Era to record as many as 10 consecutive outs via strikeout at any point in a single game are Eduardo Rodríguez (11 SO on 9/25/16 at TB) and Bronson Arroyo (11 SO on 7/19/04 at SEA).

Additional Career Highlights

🔴 In 2023, became the 1st pitcher to lead the Red Sox in wins, starts, and innings since Eduardo Rodríguez in 2019...Was the 1st to do so in an age-24 season (or younger) since Roger Clemens in 1987.

🔴 Recorded a career-best 7 consecutive quality starts from 6/5-7/14/23 (4-1, 2.51 ERA, 13 ER/46.2 IP)...Was the 1st Red Sox pitcher to do so prior to turning 25 since Eduardo Rodríguez in 2017 (also 7, 4/23-5/26/17).

🔴 During June 2023, posted a 2.14 ERA (8 ER/33.2 IP) in 5 starts...Prior to Bello, the last Red Sox under the age of 25 to allow 0 HR and post an ERA that low over a 5-start span was Roger Clemens in 1986.

🔴 Took a no-hitter into the 8th inning on 6/29/23 vs. MIA...Allowed 2 hits in the 8th before exiting; 1 of the runners later scored (7.0 IP, 2 H, R, BB, 5 SO).

🔴 Posted a 2.45 ERA (16 ER/58.2 IP) over 10 starts from 4/29-6/23/23...Prior to that span, the most recent Red Sox to post a sub-2.50 ERA in a 10-start span prior to turning 25 were Jon Lester, Aaron Sele, Roger Clemens, and Dennis Eckersley.

🔴 Began his MLB career allowing 0 HR in his first 44.1 IP, the longest homerless streak by a Red Sox to begin their career since Rick Jones in 1976 (52.0 IP) (source: Elias).

🔴 In 2022, became the 1st Sox pitcher to make 11+ starts in a season at 23 or younger since Eduardo Rodríguez in 2016.

🔴 Earned his 1st ML win on 9/3/22 vs. TEX after tossing 6.0 scoreless innings (3 H, BB, 5 SO), his 1st career scoreless start...At 23 years, 109 days of age, became the youngest Red Sox starting pitcher to toss 6.0+ scoreless innings since Henry Owens in 2015 (9/27 vs. BAL, 7.2 IP).

🔴 Allowed 2 runs (1 ER) in 6.0 innings on 9/25/22 at NYY, and was credited with a complete game as the contest was called after the 6th inning due to rain...Became the 1st Red Sox to allow 1 or 0 ER over 6.0+ innings in their 1st career appearance at Yankee Stadium since Jon Lester in 2008.

Minor League Highlights

🔴 Named Red Sox Minor League Starting Pitcher of the Year by the organization in 2021 and 2022.

🔴 Ranked as a top 50 prospect by both *Baseball America* and MLB.com in 2022 before graduating from prospect status.

🔴 Entered 2020 (No. 16), 2021 (No. 20), and 2022 (No. 5) ranked by *Baseball America* as one of the Sox' top 20 prospects...Ranked by *BA* as the Sox' No. 2 prospect in their 2022 in-season rankings.

🔴 In *Baseball America's* 2022 Triple-A "Best Scouting Tools" survey, was voted as the International League's top pitching prospect and as having the best changeup as voted on by league managers.

🔴 Rated by *Baseball America* as having the best changeup in the Red Sox system entering 2020 and 2022.

🔴 Pitched in the 2021 SiriusXM All-Star Futures Game and was selected to the contest again in 2022 but did not pitch after making his MLB debut.

🔴 Named Red Sox Minor League Starting Pitcher of the Month in May 2021 with High-A Greenville and May 2022 with Double-A Portland.

🔴 Named Eastern League Player of the Week for 5/2-8/22 after tossing 7.0 hitless innings for Portland in Game 2 of a doubleheader vs. Reading on 5/5 (1 R, 0 ER, 3 BB, 5 SO).

LOWEST ERA AT YANKEE STADIUM (2009-24)

Rk	Pitcher	ERA
1.	Alek Manoah	1.17
2.	Carlos Carrasco	1.40
3.	Johnny Cueto	1.50
4.	Yusei Kikuchi	1.63
5.	Sean Manaea	1.64
6.	Brayan Bello	1.85

Min. 4 starts at Yankee Stadium

WELCOME TO THE RIVALRY

Brayan made 2 starts against the Yankees in 2022: 9/14 at Fenway Park (5.0 IP, 3 R, 0 ER) and 9/25 at Yankee Stadium (6.0 IP, 2 R, 1 ER).

🔴 Became the 6th Red Sox pitcher to allow 1 or 0 ER over 5.0+ IP in multiple starts against the Yankees to begin a career. The others to do so were Tomo Ohka in 2000-01, Brian Rose in 1999, Bruce Hurst in 1981-82, Ray Culp in 1968, and Billy Rohr in 1967 (2 each).

🔴 Became the 17th Red Sox pitcher with 1 or 0 ER over 5.0+ IP in multiple starts against the Yankees at the age of 23 or younger. Prior to Bello, the most recent were Eduardo Rodríguez in 2015-16 (4), Brian Rose in 1999 (2), Roger Clemens in 1985-86 (2), and Dennis Eckersley in 1978 (2).

SEPTEMBER TO REMEMBER

Bello was 2-3 with a 1.65 ERA in 5 September 2022 starts (27.1 IP, 5 ER).

🔴 Prior to Bello, the most recent Red Sox pitcher with a 1.65 ERA or lower in any month (min. 5 GS) was Chris Sale in 2017 (1.19 in April, 1.04 in July).

🔴 Faced an AL East team in 3 of his 5 September starts: 9/9 at BAL (5.1 IP, 3 ER), 9/14 vs. NYY (5.0 IP, 0 ER), and 9/25 at NYY (6.0 IP, 1 ER).

SEPTEMBER 2022 ERA LEADERS

Rk.	Pitcher	Team	ERA
1.	Alek Manoah	TOR	0.88
2.	José Quintana	STL	0.89
3.	Shohei Ohtani	LAA	1.09
4.	Dylan Cease	CWS	1.13
5.	Julio Uriás	LAD	1.19
6.	Jeffrey Springs	TB	1.44
T7.	Clayton Kershaw	LAD	1.50
T7.	Adrian Sampson	CHC	1.50
9.	Brayan Bello	BOS	1.65

(Among 98 pitchers who made at least 5 starts)

Brayan Bello, Continued

2024 Highlights

- 🔥 Made his 1st Opening Day roster (began 2023 on the IL) and started the Sox' 1st game of the season.
- 🔥 Made a career-high 30 starts.
- 🔥 Led Sox pitchers with 14 wins, tied for 9th most in the AL...Prior to Bello, the last BOS pitchers to win 14+ games in a season at the age of 25 or younger were Jon Lester (2008-09) and Roger Clemens (1986-88).
- 🔥 The Sox went 20-10 in his starts...Was 1 of only 11 pitchers to start 20+ team wins in 2024.
- 🔥 Prior to Bello, the most recent Red Sox pitchers to start 20+ team wins in a season at the age of 25 or younger were Jon Lester (2008-09), Roger Clemens (1986-87), and Dennis Eckersley (1978).
- 🔥 Ranked in MLB's 86th percentile in ground-ball rate (51.3%).

2024 Timeline

- 🔥 Spring Training: 5 G, 3.93 ERA (8 ER/18.1 IP), 18 SO, 8 BB, 16 H, 1 HR.
- 🔥 Was signed to a 6-year contract extension on 3/7/24, spanning the 2024-29 seasons.
- 🔥 Earned the win on Opening Day at SEA (5.0 IP, 2 R, 5 H, 0 BB, 2 SO)...Prior to Bello, the last Red Sox starters to issue 0 walks on Opening Day were Roger Clemens (1991) and Dennis Eckersley (1983).
- 🔥 Joined Pedro Martinez as the only Dominican-born pitchers to make an Opening Day start for the Red Sox... At 24 years and 316 days old, was the youngest BOS pitcher to start on Opening Day since Aaron Sele in 1995 (24y, 305d) and Dennis Eckersley in 1979 (24y, 184d).
- 🔥 Recorded his 1st quality start of the season and picked up the win on 4/19 at PIT...Went 6.0 scoreless innings with a career-low 1 hit allowed (2 BB, 7 SO).
- 🔥 Was placed on the 15-Day IL on 4/24 (retro to 4/21) with right lat tightness...Made his lone rehab start on 5/7 for Double-A Portland vs. Binghamton (2.2 IP, 3 R/2 ER).
- 🔥 Was reinstated from the 15-Day IL on 5/12 and started that day vs. WSH (5.0 IP, 2 R)...Improved to 4-1 with a 3.13 ERA (11 ER/31.2 IP), then went 3-4 with a 7.49 ERA in his next 8 starts from 5/17-6/25 (33 ER/39.2 IP).
- 🔥 In his remaining 16 starts (beginning 7/3), went 7-3 with a 3.66 ERA (37 ER/91.0 IP).
- 🔥 On 7/9 vs. OAK, recorded the first 10 outs of the game via strikeout (see box on next page)...Finished his outing with a career-high 11 SO.
- 🔥 Allowed 0 HR in his final 7 starts of the season (38.2 IP).

2024 SEASON BREAKDOWN

Starts	W-L	ERA	WHIP	AVG
First 6	4-1	3.13	1.07	.210
Next 8	3-4	7.49	1.79	.313
Final 16	7-3	3.66	1.27	.238

DAMAGE CONTROL (2024)

Starts	HR	Inn.	AVG	SLG
First 21	18	111.2	.274	.454
Final 9	1	50.2	.199	.249

Bello allowed 0 HR in his final 7 starts (38.2 IP).

PAYING IT FORWARD

During the 2023 All-Star break, Brayan visited the Red Sox' academy in the Dominican Republic to maintain his throwing program, taking time along his stay to speak with Red Sox players at the academy. Bello told The Athletic: "When I got up there to talk to them, my mind wanted to give them motivation and speak from my experience of — this is what happened when I was here like you guys, this is what happened when I got called up and what life is like in America, and little tips they can use as they move forward."

Personal

- 🔥 Name is pronounced "Brian" "BAY-oh".
- 🔥 Hobbies include fishing, playing video games, and watching anime series.

In the Community

- 🔥 As part of the 2023 Red Sox Rookie Development Program, visited patients at Boston Children's Hospital and hosted a Play Ball clinic with the Red Sox Foundation.
- 🔥 Attended Red Sox Winter Weekend in January 2024, signing autographs, posing for pictures with fans, and taking part in panel discussions.

Brayan Bello's Career Record

YEAR	CLUB	W-L	ERA	G	GS	SV	IP	H	R	ER	HR	HB	BB	SO	SO/9	WHIP	AVG
2018	DSL Red Sox1 (R)	1-0	0.00	1	0	0	3.0	2	0	0	0	0	0	6	18.00	0.67	.182
	DSL Red Sox2 (R)	6-2	1.68	13	13	0	64.1	37	16	12	0	2	10	68	9.51	0.73	.162
2019	Greenville (A)	5-10	5.43	25	25	0	117.2	135	77	71	9	9	38	119	9.10	1.47	.286
2020							Did not play										
2021	Greenville (A+)	5-0	2.27	6	6	0	31.2	25	10	8	3	0	7	45	12.79	1.01	.217
	Portland (AA)	2-3	4.66	15	15	0	63.2	66	34	33	5	4	24	87	12.30	1.41	.248
2022	Portland (AA)	4-2	1.69	7	7	0	37.1	18	8	7	3	0	12	48	11.57	0.80	.140
	Worcester (AAA)	6-2	2.76	11	10	0	58.2	46	18	18	3	0	24	81	12.42	1.19	.215
	BOSTON	2-8	4.71	13	11	0	57.1	75	34	30	1	2	27	55	8.63	1.78	.315
2023	Worcester (AAA)	0-0	1.50	1	1	0	6.0	4	1	1	1	1	0	4	6.00	0.67	.190
	BOSTON	12-11	4.24	28	28	0	157.0	165	77	74	24	6	45	132	7.57	1.34	.270
2024	BOSTON	14-8	4.49	30	30	0	162.1	157	84	81	19	11	64	153	8.48	1.36	.252
	Portland (AA)	0-1	6.75	1	1	0	2.2	4	3	2	1	0	2	5	16.88	2.25	.333
Major League Totals		28-27	4.42	71	69	0	376.2	397	195	185	44	19	136	340	8.12	1.42	.270
Minor League Totals		29-20	3.55	80	78	0	385.0	337	167	152	25	16	117	463	10.82	1.18	.232

TRANSACTIONS: Signed by the Boston Red Sox as an international free agent, 7/2/2017 (signed by Manny Nanita, Todd Claus, and Rolando Pino); **INJURED LIST:** Left groin strain, 8/4-23/2022; Right elbow inflammation, 3/27-4/16/2023; Right lat tightness, 4/21-5/11/2024

Career Single-Game Highs

INNINGS: 8.0, 8/28/24 vs. TOR; **STRIKEOUTS:** 11, 7/9/24 vs. OAK; **HITS:** 10, 10/1/22 at TOR; **RUNS:** 8, 9/20/23 at TEX; **WALKS:** 5, 2x, last 9/9/24 vs. BAL; **HOME RUNS:** 3, 2x, last 5/17/24 at STL; **SCORELESS INNINGS STREAK:** 11.1, 4/14-5/12/24; **EJECTIONS (0)**

Major League Firsts

APPEARANCE: 7/6/22 vs. TB (4.0 IP, start); **STRIKEOUT:** 7/6/22 vs. TB (Francisco Mejia, swinging); **WIN:** 9/3/22 vs. TEX (6.0 IP, start); **SAVE:** N/A

83 BRENNAN BERNARDINO

LHP



Bats: Left • **Throws:** Left • **Height:** 6-4 • **Weight:** 220
Opening Day Age: 33 • **MLB Service:** 1 year, 153 days
Born: 1/15/1992 in Valencia, CA
Acquired: Claimed off waivers from the Seattle Mariners on 4/16/2023
Contract Status: Signed through 2025

Career Highlights

- Is in his 12th professional season, his 2nd full season in the Red Sox organization.
- Originally selected by the Reds in the 26th round of the 2014 First-Year Player Draft (No. 785 overall).
- Made his ML debut with SEA in 2022.
- Was claimed off waivers from SEA on 4/16/23 and made 55 appearances for the Red Sox, posting a 3.20 ERA (18 ER/50.2 IP) with 58 SO.
- Ranked 2nd on the Red Sox in appearances in 2023 (55) and 2024 (57)...Was the first Red Sox to pitch in at least 55 games in consecutive seasons since Matt Barnes (2018-19), and the first Red Sox LHP to do so since Craig Breslow (2013-14).
- Received the 2023 Unsung Hero Award from the Boston Baseball Writers...That season, ranked 3rd on the Sox in ERA (3.20)...41 of his 55 outings were scoreless.
- Named a 2022 Mexican League Mid-Season All-Star.
- Earned 2021-22 Mexican Pacific Winter League Finals MVP, starting Game 7 of the series and allowing 1 run in 8.0 innings to lead Charros de Jalisco to the title.
- Pitched for the Scottsdale Scorpions of the Arizona Fall League in 2017 and was named an AFL Rising Star.

2024 Highlights

- Recorded career highs in appearances (57) and innings (51.0).
- His 57 appearances (including 3 starts) ranked 2nd on the Red Sox...Also ranked 2nd on the team in holds (14).
- Made 55+ appearances for his 2nd consecutive season (55 in 2023)...Is the first Red Sox to reach that total in consecutive seasons since Matt Barnes (2018-19), the first Red Sox LHP to do so since Craig Breslow (2013-14).
- Did not allow an earned run in his 3 starts (3.2 IP, H, R)...The Red Sox went 1-2 in those games.
- Ranked in MLB's 70th percentile or better in average exit velocity (74th, 88.0 mph) and ground-ball rate (73rd, 46.5%).
- Also appeared in 2 games with Triple-A Worcester after beginning the season with the WooSox.

HIGHEST % OF INHERITED RUNNERS STRANDED, 2023-24

Rk.	Pitcher	IRS%
1.	Tyler Holton	84.2
2.	Danny Coulombe	82.3
3.	Brennan Bernardino	79.7

Min. 50 inherited runners

BERNIE'S JOURNEY

- (2011) Cut from his first junior college.
- (2012) Transferred to Los Angeles Mission College and pitched for one season.
- (2013) Transferred to California State University, Dominguez Hills and redshirted due to injury...He and his wife, LaCandace, gave birth to their son, Jaylen.
- (2014) Posted a 1.59 ERA for Cal State, Dominguez Hills as a redshirt junior and was selected by CIN in the 26th round of the June Draft (No. 785 overall).
- (Winter 2017-18) Pitched for Naranjeros de Hermosillo in the Mexican Pacific Winter League.
- (July 2018) Released by the Reds and pitched for the Winnipeg Goldeyes of the American Association.
- (Winter 2018-19) Pitched for Tigres de Aragua in the Venezuelan Winter League.
- (February 2019) While living in Phoenix and driving for Lyft, traveled door-to-door between Cactus League facilities and attempted to set up 1-on-1 meetings with farm directors...Was signed by CLE as a minor league free agent.
- (May 2019) Contract sold to the Toros de Tijuana of the Mexican League.
- (2019-22) Pitched in Mexico for Tijuana during summer and for Charros de Jalisco during winter.
- (Summer 2022) Signed by SEA as a minor league free agent in June and made his Major League debut on 7/21 at HOU at the age of 30.

RISPY BUSINESS

In a span from the middle of the 2nd inning on 9/14/23 vs. NYY-G2 into the middle of the 7th inning on 6/9/24 at CWS, Bernardino faced 40 consecutive batters with RISP and did not allow a hit (0-for-31, 7 BB, SF, SH)...The last Red Sox to record such a stretch was Craig Kimbrel from the middle of the 9th inning on 6/25/17 vs. LAA through the final out of the 9th inning on 4/29/18 vs. TB (45 batters; 0-for-35, 8 BB, 2 SH) (source: Elias).

2024 Timeline

🔴 Spring Training: 7 G, 0.00 ERA (0 ER/6.2 IP), 5 SO, 2 BB, 3 H, 0 HR.

🔴 Began the season with Worcester and pitched in 2 games before being recalled prior to the Red Sox' home opener on 4/9 vs. BAL...With the exception of 2 days in August, spent the remainder of the season with BOS.

🔴 Made his season debut on 4/10 vs. BAL, tossing 2.0 scoreless innings (H, 3 SO).

🔴 Allowed just 1 run on 4 hits over his first 10 appearances with BOS, from 4/10-5/2 (12.1 IP; 0.73 ERA).

🔴 Made his 1st start of the season on 4/18 vs. CLE... Pitched 2.0 hitless innings (BB, 2 SO).

🔴 17 of his 20 outings through 5/28 were scoreless, and 12 of those were hitless.

🔴 Escaped a no-out, bases-loaded jam on 5/28 at BAL in the 6th inning...Entered with 2 on and walked his 1st batter faced, then retired his next 3 (SO, groundout, SO)...Also tossed a perfect 7th inning (2.0 IP, BB, 4 SO).

🔴 Through 7/4, ranked 4th in the Majors (min. 30.0 IP) with a 1.17 ERA (4 ER/30.2 IP)...In his remaining 26 outings, posted an 8.41 ERA (see box on right).

🔴 Was optioned to Worcester on 8/12 and recalled on 8/14 without appearing for the WooSox...Did not allow a run in his next 7 appearances from 8/14-25 (4.1 IP).

🔴 Was placed on the 15-Day Injured List on 9/11 with left elbow inflammation and missed the final 17 games of the season.

BERNARDINO'S 2024 SEASON BREAKDOWN

Stat	Start-7/4	7/5-End
Games	31	26
Innings	30.2	20.1
ERA	1.17	8.41
WHIP	1.17	1.77
AVG	.213	.310
HR	0	6

LOWEST ERA THROUGH JULY 4 IN 2024 (MIN. 30.0 IP)

Rk.	Pitcher	ERA
1.	Emmanuel Clase (CLE)	0.67
2.	Bryan Hudson (MIL)	0.99
3.	Robert Suarez (SD)	1.02
4.	Brennan Bernardino (BOS)	1.17

Brennan Bernardino



Brennan Bernardino, Continued

Personal

- Full name is Brennan Allen Bernardino.
- Pitched at Los Angeles Mission College (2012) and California State University, Dominguez Hills (2013-14).
- His sister, Lelani, played softball at the University of Memphis and earned 2009 All-Conference USA Freshman Team and 2010 Second Team All-Conference USA honors.

In the Community

- Took part in the Red Sox Holiday Caravan in December 2023, visiting Beth Israel Deaconess Medical Center, Boston Children’s Hospital, The Jimmy Fund Clinic, Greater Boston Food Bank, West End House Boys & Girls Club, and The BASE.
- Attended Red Sox Winter Weekend in January 2024, signing autographs and posing for pictures with fans.
- Attended Red Sox Fenway Fest in January 2025, signing autographs and posing for pictures with fans.
- Visited East Boston High School as part of community visits leading up to 2025 Fenway Fest.

Brennan Bernardino’s Career Record

YEAR	CLUB	W-L	ERA	G	GS	SV	IP	H	R	ER	HR	HB	BB	SO	SO/9	WHIP	AVG
2014	Billings (R)	1-1	1.01	22	0	9	26.2	17	4	3	0	1	9	31	10.46	0.98	.177
2015	Dayton (A)	2-3	3.64	37	0	3	54.1	64	30	22	0	5	21	49	8.12	1.56	.299
	Louisville (AAA)	0-0	6.75	2	0	0	1.1	3	1	1	0	0	0	0	0.00	2.25	.500
2016	Daytona (A+)	5-3	3.71	50	0	1	60.2	62	25	25	5	7	25	61	9.05	1.43	.270
2017	Pensacola (AA)	2-4	4.46	38	0	0	40.1	42	22	20	5	3	19	42	9.37	1.51	.275
2018	Pensacola (AA)	1-0	6.30	21	0	2	20.0	22	18	14	2	1	7	24	10.80	1.45	.289
	Winnipeg (Ind.)	2-3	3.18	6	5	0	34.0	30	13	12	3	3	7	16	4.24	1.09	.234
2019	Lynchburg (A+)	1-1	5.14	3	0	0	7.0	9	5	4	0	1	4	5	6.43	1.86	.321
	Akron (AA)	0-0	4.15	2	0	0	4.1	4	2	2	1	1	1	3	6.23	1.15	.235
	Tijuana (AAA)	2-1	2.94	33	2	0	33.2	26	11	11	3	4	9	39	10.43	1.04	.213
2020							Did Not Play										
2021	Tijuana (Ind.)	0-1	5.63	17	3	0	24.0	27	15	15	6	1	12	27	10.13	1.63	.290
2022	Tijuana (Ind.)	5-0	3.07	9	9	2	44.0	43	17	15	5	6	16	49	10.02	1.34	.259
	Tacoma (AAA)	2-0	2.20	23	0	2	32.2	18	10	8	1	3	10	35	9.64	0.86	.161
	SEATTLE	0-1	3.86	2	0	0	2.1	3	3	1	0	0	2	0	0.00	2.14	.300
2023	Tacoma (AAA)	0-0	12.00	2	0	0	6.0	13	11	8	2	1	1	11	16.50	2.33	.406
	Worcester (AAA)	1-0	1.80	3	0	0	5.0	3	2	1	0	1	3	6	10.80	1.20	.167
	BOSTON	2-1	3.20	55	6	0	50.2	48	19	18	4	6	18	58	10.30	1.30	.250
2024	Worcester (AAA)	0-0	16.20	2	0	0	1.2	3	3	3	1	1	1	2	10.80	2.40	.375
	BOSTON	4-3	4.06	57	3	0	51.0	50	25	23	6	6	22	56	9.88	1.41	.256
Major League Totals		6-5	3.63	114	9	0	104.0	101	47	42	10	12	42	114	9.87	1.38	.254
Minor League Totals		17-13	3.74	238	2	17	293.2	286	144	122	20	29	110	308	9.44	1.35	.257
Independent Lg. Totals		7-4	3.71	32	17	2	102.0	100	45	42	14	10	35	92	8.12	1.32	.258
Red Sox Totals		6-4	3.63	112	9	0	101.2	98	44	41	10	12	40	114	10.09	1.36	.253

TRANSACTIONS: Signed by the Cincinnati Reds as a 26th-round selection in the 2014 First-Year Player Draft (signed by Rex De la Nuez); Signed by the Cleveland Indians as a minor league free agent, 2/27/2019; Signed by the Seattle Mariners as a minor league free agent, 6/27/2022; Claimed off waivers by the Boston Red Sox, 4/16/2023; **INJURED LIST:** COVID-19 Related Injured List, 8/27-9/2/2023; On injured list with left elbow inflammation, 9/11/2024 through remainder of season

Career Single-Game Highs

INNINGS: 2.0, 10x, last 8/27/24 vs. TOR; **STRIKEOUTS:** 4, 2x, last 5/28/24 at BAL; **HITS:** 5, 9/14/23 vs. NYY-G2; **RUNS:** 5, 9/14/23 vs. NYY-G2; **WALKS:** 2, 2x, last 9/14/23 vs. NYY-G2; **HOME RUNS:** 2, 8/11/24 vs. HOU; **SCORELESS INNINGS STREAK:** 8.0, 2x, 4/16-5/2/24; **EJECTIONS (0)**

Major League Firsts

APPEARANCE: 7/31/22 at HOU (0.1 IP, entered to start 10th inning); **STRIKEOUT:** 4/26/23 at BAL (Gunnar Henderson, looking); **WIN:** 4/29/23 vs. CLE (1.0 IP); **SAVE:** N/A

2 ALEX BREGMAN INF

Bats: Right • **Throws:** Right • **Height:** 6-0 • **Weight:** 215

Opening Day Age: 30 • **MLB Service:** 8 years, 70 days

Born: 3/30/1994 in Albuquerque, NM

Acquired: Signed as a free agent on 2/15/2025

Contract Status: Signed through 2027



The Rundown

🔥 Is in his 11th professional season, his 10th in the Majors, and his 1st with the Red Sox.

🔥 Spent his first 9 ML seasons with HOU, batting .272 (1,132-for-4,157) with an .849 OPS, 694 runs scored, 265 doubles, 18 triples, 191 HR, and 663 RBI in 1,111 career games.

🔥 Has drawn 576 career walks and struck out just 646 times in 4,832 PA (11.92 BB%, 13.37 SO%)...Has more career runs scored (694) and RBI (663) than SO.

🔥 Has made 977 career starts at 3B, 107 at SS, 13 as the DH, and 2 at 2B.

🔥 Won 2 World Series with HOU (2017, 2022).

🔥 Has played in the Postseason in each of his first 8 full seasons (2017-24), tied for the longest current streak in the Majors...Reached the ALCS with HOU in each of his first 7 full seasons (2017-23) and reached the World Series 4 times (2017, '19, '21, '22).

🔥 Is a 2-time All-Star (2018-19) and winner of the 2018 Ted Williams All-Star Game MVP Award.

🔥 Won the 2019 Silver Slugger Award and 2024 Gold Glove at third base.

🔥 Has earned American League MVP votes in 4 seasons (2018-19, 2022-23)...Finished 2nd in 2019 and 5th in 2018.

🔥 Was HOU's Roberto Clemente Award nominee 3 times (2019-21).

🔥 At Fenway Park, owns the highest career OPS (1.240) of any player (min. 75 PA) and ranks 2nd in OBP (.490) behind only Ted Williams (.496)...Has batted .375 (30-for-80) with 24 runs, 9 doubles, and 7 HR at the ballpark.

🔥 Was selected by HOU with the No. 2 overall pick in the 2015 First-Year Player Draft.

🔥 Was selected by the Red Sox in the 29th round of the 2012 First-Year Player Draft, but opted to attend Louisiana State University.

IN THE COMMUNITY

Along with his wife, Reagan, Alex founded the Bregman Cares Charity to accelerate life-changing resources to those in need. The foundation has focused on autism awareness and at-risk youth, raising two million dollars. Bregman Cares has made water donations during winter storms, food donations during the COVID-19 pandemic, and has donated iPads to elementary schools with Autism classrooms. The charity's outreach efforts also include supporting youth baseball and softball, as well as homeless relief efforts.

ACTIVE POSTSEASON LEADERS, GAMES PLAYED

Rk.	Player	Games
1.	Jose Altuve	105
2.	Alex Bregman	99
T3.	Kiké Hernández	86
T3.	Justin Turner	86
5.	Carlos Correa	85

PLAYERS TO APPEAR IN EACH OF THE LAST EIGHT POSTSEASONS (2017-24)

Player	Current Team
Jose Altuve	HOU
Alex Bregman	BOS
Yuli Gurriel	SD
Chris Taylor	LAD

FAMILY BUSINESS

The following is an excerpt from a MassLive.com story in Feb. 2025:

Both Alex Bregman's grandfather and father were close to Red Sox legend Ted Williams.

"My dad grew up sitting on Ted Williams' lap," Bregman said Sunday during his introductory press conference at JetBlue Park.

...

Bregman's grandfather Stan Bregman was a Washington lawyer who represented the Washington Senators and "negotiated the hiring" of Williams as their manager, according to MLB.com.

Williams served as Senators' manager from 1969-1971. He also managed the team in 1972 upon the Senators' relocation to Texas to become the Texas Rangers.

Bregman said he didn't think about his family's connection to Williams after signing with Boston but he called it "really cool."

...

He's looking forward to calling Fenway his home park. "It's going to be awesome," he said.

...

"The atmosphere is incredible," Bregman said. "Living on every pitch. Definitely a tough place to play on the road."

Alex
Bregman

Alex Bregman, Continued

Additional Career Highlights

Started 161 of the Astros' 162 games in 2023, batting .262 (163-for-622) with 25 HR, 103 runs scored, and 98 RBI...Ranked 3rd in the AL in runs scored, T-3rd in walks (92), and 6th in RBI.

Recorded his 500th career RBI on 4/23/23 at ATL, becoming the 13th Astro ever to reach the mark.

Hit his 150th career HR on 6/20/23 vs. NYM off of Justin Verlander...Became the 9th player in Astros history to reach 150 HR.

Named AL Player of the Week for 4/7-10/22.

Earned AL Player of the Month honors for August 2022...Led the AL during the month in OPS (1.133), SLG (.681), and runs scored (27).

Recorded multiple hits in 4 straight games to begin the 2021 season, tying the Astros' franchise record for multi-hit games to begin a season.

Recorded a 20-game on-base streak from 5/10-6/2/21, the longest by an Astros player that season.

Tied the longest season-opening on-base streak in Astros history, reaching in each of his first 25 games of 2020.

Hit his 100th HR in his 521st career game on 7/27/20 vs. SEA...Was the 4th-fastest Astro to reach the mark behind Lance Berkman (452 games), George Springer (483), and Glenn Davis (514).

Finished 2nd in the 2019 AL MVP race and made his 2nd consecutive All-Star game...Named Astros Team MVP by the Houston BBWAA Chapter, a Second-Team All-MLB selection, and won his 1st career Silver Slugger Award.

In 2019, joined Barry Bonds (1993), Ted Williams (1949), Lou Gehrig (1936), and Babe Ruth (1924, 1921) as the only players to record the following in a single season: 41 HR, 119 BB, 37 doubles, 83-or-fewer SO.

Became the 6th third baseman to post a 1.000 OPS season at the age of 25 or younger, joining Adrian Beltré (2004), Troy Glaus (2000), Jim Thome (1996), Dick Allen (1966), and Eddie Matthews (1953-55).

Led the AL in 2019 in bWAR (8.4), the 2nd-highest mark ever by an Astros position player (1st: Craig Biggio, 9.4 in 1997).

In 2019, led the AL in BB (119) and ranked 2nd in OBP (.423), 3rd in OPS (1.015), 3rd in SLG (.592), T-3rd in HR (41), 4th in runs (122), and 5th in RBI (112).

Drew a walk in 11 consecutive games (13 total BB) from 4/20-30/19, tying the Astros franchise record.

Named AL Player of the Month for August 2019, leading the AL during the month in AVG (.404), RBI (31), and OBP (.487) while ranking T-1st in doubles (14) and 3rd in OPS (1.235).

In 2018, earned the Most Valuable Player Award from the Houston BBWAA Chapter and earned his 1st career All-Star selection.

Became the 1st player in MLB history to record 30 HR and 50 doubles in a season while playing the majority of his games at 3rd base.

Joined Lou Gehrig (1927) as the only players ever to record 50 doubles, 30 HR, 90 BB, and 10 SB in a season.

FENWAY'S FINEST

In 21 career games at Fenway Park, Bregman has batted .375 (7-for-30) with a .490 OBP, 1,240 OPS, 9 doubles, 7 HR, 24 runs scored, and 15 RBI.

He has hit safely in each of his last 7 games at the ballpark, including multiple hits in each of his last 5. In those 5 games, Bregman is 12-for-22 (.545) with 6 doubles, 3 HR, 9 runs scored, and 7 RBI.

BREGMAN'S AL RANKINGS, 2017-24

Stat	AL Rank
1,062 games played	3rd
1,079 hits	5th
252 doubles	3rd
183 HR	9th
450 XBH	5th
663 runs	5th
638 RBI	5th
.368 OBP	8th
0.94 BB/SO	3rd

PLAYERS WITH 50 DOUBLES AND 30 HOME RUNS IN A SEASON BEFORE TURNING 25

Player (Season)	2B	HR
Lou Gehrig (1927)	52	47
Alex Rodriguez (1996)	54	36
Albert Pujols (2003)	51	43
Albert Pujols (2004)	51	46
Alex Bregman (2018)	51	31
Rafael Devers (2019)	54	32

50 DOUBLES, 30 HOME RUNS, 90 WALKS, AND 10 STOLEN BASES IN A SINGLE SEASON

Player	Season
Lou Gehrig	1927
Alex Bregman	2018

In 2018, became the 4th player ever to reach 50 doubles and 30 HR in a season before turning 25 years old (see box above).

Won the 2018 Ted Williams All-Star Game MVP Award, hitting a go-ahead HR in the 10th inning of the AL's 8-6 win.

Participated in the 2018 Home Run Derby.

Named AL Player of the Month for June 2018, becoming the 3rd player in Astros history to record at least 30 RBI and 10 HR in a month (also Jeff Bagwell and Richard Hidalgo).

Made his 1st career Opening Day roster in 2017...Batted .284 (158-for-556) with 88 runs scored, 39 2B, 5 3B, and 19 HR in a team-leading 155 games.

Won the 2017 World Baseball Classic with Team USA.

Made his MLB debut with HOU on 7/25/16 vs. NYY...Recorded his first hit on 7/31/16 at DET.

Postseason Career Highlights

🔴 Entering 2025, Bregman's 8 Postseason appearances tie with Aroldis Chapman for the most on the Red Sox roster...Justin Wilson (5), Liam Hendriks (5), and Walker Buehler (5) tie for the 3rd-most.

🔴 In his 8 straight Postseason appearances, he has reached the American League Championship Series 7 times and the World Series 4 times...Helped lead the Astros to at least the AL Championship Series in 7 of his 8 full Major League seasons (2017-23)

🔴 Since his debut in 2016, his 99 Postseason games are tied with Jose Altuve for most in the Majors...In that span, he ranks second in runs scored (63) and extra-base hits (37), and he is T-2nd in home runs (19) and RBI (54).

🔴 In his Postseason career, has hit .238 (88-for-370) with a .346 OBP, .443 SLG, .789 OPS, 17 doubles, 1 triple, 19 home runs, 54 RBI, 63 runs scored, and 53 walks in 99 career games.

🔴 Has hit 19 career Postseason homers, 16 of which were hit off former All-Stars or pitchers to eventually be selected to an All-Star Team.

🔴 His 19 career Postseason HR and 54 career Postseason RBI are the most in Major League history by a third baseman...His 6 World Series HR and 19 RBI are also the most all-time by a third baseman.

🔴 In the 2024 Wild Card Series vs. DET, went 3-for-8 (3 singles) in the 2 games played.

🔴 In the 2023 playoffs, hit .220 (9-for-41) with a 2B, 3B, 4 home runs, 7 RBI, and a .932 OPS.

🔴 Combined to hit .294 (15-for-51) in the 2022 playoffs with 5 doubles, 3 HR, 11 RBI, and a .948 OPS...Posted a .975 OPS in the 2022 ALDS, a .975 OPS in the ALCS, and a .908 OPS in the World Series...Homered once in each series, driving in 3+ RBI in each round.

🔴 In the 2022 World Series, logged his 19th career World Series RBI, surpassing Home Run Baker (18 RBI from 1910-21) for the most by a 3rd baseman in World Series history.

🔴 In 2019, logged 8 RBI in the World Series, tying Troy Glaus (2002) for the most RBI ever in a single WS by a 3rd baseman.

🔴 In the 2018 Postseason, reached base 20 times over the 1st 6 games of the Postseason, tying an MLB record for times reaching base in any 6-game span in the Postseason (also Lou Gehrig from 1928-32 and David Ortiz in 2007).

🔴 Homered off LHP Chris Sale in Game 1 of the ALDS, his 1st career Postseason plate appearance.

🔴 In the 2017 World Series vs. LAD, became the 2nd player in MLB history to record an RBI in each of his first 5 career World Series games (also Amos Otis-1980).

🔴 Homered off LHP Clayton Kershaw in Game 1 of the 2017 World Series, becoming the youngest player to homer for an AL team in the World Series since Manny Ramirez in 1995

🔴 Hit a walk-off RBI single off Kenley Jansen in Game 5 of the 2017 World Series...It was the 57th walkoff win in WS history and 1st ever for HOU.

MOST POSTSEASON HOME RUNS, THIRD BASEMEN

Rk.	Player	HR
1.	Alex Bregman	19
2.	Justin Turner	13

MOST POSTSEASON RBI, THIRD BASEMEN

Rk.	Player	RBI
1.	Alex Bregman	54
2.	Justin Turner	42

MOST WORLD SERIES HOME RUNS, THIRD BASEMEN

Rk.	Player	HR
1.	Alex Bregman	6
2.	Gil McDougald	5

MOST WORLD SERIES RBI, THIRD BASEMEN

Rk.	Player	RBI
1.	Alex Bregman	19
2.	Home Run Baker	18

HAVE A DAY

In Game 4 of the 2019 World Series at WSH, Bregman went 3-for-5 with a grand slam and 5 total RBI. It was:

🔴 The 20th grand slam in WS history, and the second in Astros' Postseason history.

🔴 The 25th 5-RBI game in World Series history and the 1st by an AL player since Hideki Matsui's 6 RBI in Game 6 of the 2009 WS.

🔴 The 11th player in MLB history to record at least 3 hits, a HR, and 5 RBI in a WS game (1st since Albert Pujols in Game 3 of the 2011 WS).

Minor League Career Highlights

🔴 Only spent parts of 2 seasons in the minor leagues...Made his MLB debut in July 2016 after being selected in the 2015 First-Year Player Draft.

🔴 Was a 2016 Texas League Midseason All-Star.

🔴 Named 2016 Astros Minor League Player of the Year, ESPN Prospect of the Year, *USA Today* Minor League Player of the Year, MLB Pipeline Hitter of the Year, and a *Baseball America* Minor League All-Star.

🔴 Participated in the 2016 SiriusXM All-Star Futures Game, finishing a HR shy of the cycle (3-for-5, 2B, 3B).

🔴 Entered 2016 ranked by MLB.com as the Astros' No. 1 prospect, the No. 9 SS prospect in baseball, and the No. 21 overall prospect.

🔴 Rated by *Baseball America* as the Astros' best defensive infielder entering 2016.

🔴 Named baseball's No. 1 overall prospect by ESPN.com in their 2016 midseason top 50.

Alex Bregman, Continued

2024 Highlights

- Won the Rawlings Gold Glove for AL 3rd basemen.
- Batted .260 (151-for-581) with 30 doubles, 2 triples, 26 HR, 75 RBI, 44 BB, and a .768 OPS in 145 games.
- Recorded his 5th season with 30+ doubles (also 2017-19, 2022) and 4th season with 25+ HR (also 2018-19, '23).
- Led AL 3rd basemen in games (142), total chances (355), assists (242), and fielding percentage (.972).
- Made his 8th consecutive Opening Day roster.
- Started at 3rd base on Opening Day for the 8th time, tying Ken Caminiti's franchise record.
- Collected an XBH in 5 consecutive ABs from 5/13-14 (HR, HR, 2B, HR, 2B)...Was the 1st Astros player ever to do so.
- Recorded a career-long 16-game hitting streak from 5/28-6/15...Hit .349 (22-for-63) with 14 runs, 2 doubles, 2 triples, 5 HR, and 12 RBI during the streak.
- Tied his career high with 4 hits on 6/23 vs. BAL...Was his 9th career 4-hit game (prev. 9/4/23 at TEX).
- Hit a career-long 441-ft. HR on 8/11 at BOS.
- Homered in a career-high 4 consecutive games from 8/10-13.
- Named AL Co-Player of the Week on 8/15 after batting .444 (12-for-27) with 3 doubles, 3 HR, 6 RBI, 3 BB, and a 1.389 OPS during the week.

NO. 2

Bregman wears number 2, a decision related to his selection as the No. 2 overall pick in the 2015 First-Year Player Draft. "I was super-happy to come to a good organization like the Astros, an organization that was up-and-coming," Bregman told The Arizona Republic back in 2018. "But, yeah, I was pissed. I wanted to be the No. 1 overall pick. Part of the reason I wear No. 2 is because of that."

Alex Bregman's Career Record

YEAR	CLUB	AVG	G	AB	R	H	2B	3B	HR	RBI	SH	HBP	BB	SO	SB	CS	OBP	SLG	OPS
2015	Quad Cities (A)	.259	29	112	18	29	5	0	1	13	0	3	17	13	5	2	.368	.330	.698
	Lancaster (A+)	.319	37	160	19	51	8	4	3	21	2	1	12	17	8	4	.364	.475	.839
2016	Corpus Christi (AA)	.297	62	236	54	70	16	2	14	46	1	6	42	26	5	3	.415	.559	.974
	Fresno (AAA)	.333	18	78	17	26	6	0	6	15	0	0	5	12	2	1	.373	.641	1.014
	HOUSTON	.264	49	201	31	53	13	3	8	34	0	10	52	2	0	0	.313	.478	.791
2017	HOUSTON	.284	155	556	88	158	39	5	19	71	1	7	55	97	17	5	.352	.475	.827
2018	HOUSTON	.286	157	594	105	170	51	1	31	103	0	12	96	85	10	4	.394	.532	.926
2019	HOUSTON	.296	156	554	122	164	37	2	41	112	0	9	119	83	5	1	.423	.592	1.015
2020	HOUSTON	.242	42	153	19	37	12	1	6	22	0	2	24	26	0	0	.350	.451	.801
2021	Sugar Land (AAA)	.250	11	36	6	9	3	0	1	5	0	1	7	2	0	0	.386	.417	.803
	HOUSTON	.270	91	348	54	94	17	0	12	55	0	4	44	53	1	0	.355	.422	.777
2022	HOUSTON	.259	155	548	93	142	38	0	23	93	0	11	87	77	1	2	.366	.454	.820
2023	HOUSTON	.262	161	622	103	163	28	4	25	98	0	8	92	87	3	1	.363	.441	.804
2024	HOUSTON	.260	145	581	79	151	30	2	26	75	0	5	44	86	3	1	.315	.453	.768
Major League Totals		.272	1111	4157	694	1132	265	18	191	663	1	58	576	646	42	14	.366	.483	.849
Minor League Totals		.297	157	622	114	185	38	6	25	100	3	11	83	70	20	10	.388	.498	.886

TRANSACTIONS: Selected by the Boston Red Sox in the 29th round of the 2012 First-Year Player Draft (did not sign); Selected by the Houston Astros in the 1st round (No. 2 overall) of the 2015 First-Year Player Draft (signed by Justin Cryer); **INJURED LIST:** Right hamstring discomfort, 8/20-9/8/2020; Health and Safety Protocols, 4/14-20/2021; Left quad strain, 6/17-8/25/2021

Personal

- Full name is Alexander David Bregman.
- He and his wife, Reagan, have a son, Knox.
- Graduated from Albuquerque Academy HS (NM)... Set a New Mexico record with 19 HR as a junior in 2011 while batting .678.
- Played 3 seasons at Louisiana State University, batting .337 with 56 doubles, 10 triples, 21 HR, 148 RBI, 153 runs, and 66 steals.
- During his 2015 junior season, was a First-Team All-American, Gold Glove Award winner, and a Golden Spikes Award finalist.
- In 2021, launched his own brand of salsa, BBQ sauce, and dry rub inspired by his Albuquerque roots... Rebranded the company after the 2023 season, now called Wild Sol.
- Is heavily involved in horseracing, owning multiple horses...Along with teammate Walker Buehler, owns a 4-year old colt that races under the name March of Time (see box below).

BREGMAN FAMILY RACING

Sam Bregman, Alex's dad, is the chair of the New Mexico Racing Commission, which governs the sport of horseracing in the state. "Baseball and horses have always been in the Bregmans' blood," Sam told MLB.com in May 2022.

According to MLB.com, Alex purchased 8 horses in 2022 along with his wife Reagan and other business partners.

New teammate Walker Buehler, who is connected to racing Hall of Famer Bob Baffert, reached out to Bregman, a longtime friend, about a horse named March of Time that Baffert recommended. Buehler sold a quarter stake in March of Time to Bregman.

"Breg's super deep into it, so I've got to play a little catchup," Buehler told MLB.com in February 2025.

Postseason Record

	AVG	G	AB	R	H	2B	3B	HR	RBI	SH	HBP	BB	SO	SB	CS	OBP	SLG	OPS
	.238	99	370	63	88	17	1	19	54	0	9	53	64	3	1	.346	.443	.789

Wild Card Record

YEAR	CLUB	AVG	G	AB	R	H	2B	3B	HR	RBI	SH	HBP	BB	SO	SB	CS	OBP	SLG	OPS
2020	HOU vs. MIN	.143	2	7	0	1	0	0	0	0	0	0	2	0	0	0	.333	.143	.476
2024	HOU vs. DET	.375	2	8	0	3	0	0	0	0	0	0	0	0	0	0	.375	.375	.750
Wild Card Totals		.267	4	15	0	4	0	0	0	0	0	0	2	0	0	0	.353	.267	.620

Division Series Record

YEAR	CLUB	AVG	G	AB	R	H	2B	3B	HR	RBI	SH	HBP	BB	SO	SB	CS	OBP	SLG	OPS
2017	HOU vs. BOS	.222	4	18	3	4	1	0	2	2	0	0	0	3	0	0	.222	.611	.833
2018	HOU vs. CLE	.556	3	9	5	5	1	0	2	4	0	1	4	1	0	0	.714	1.333	2.047
2019	HOU vs. TB	.353	5	17	6	6	2	0	1	3	0	0	3	6	1	0	.450	.647	1.097
2020	HOU vs. OAK	.400	4	15	5	6	1	0	1	2	0	1	2	1	0	0	.500	.667	1.167
2021	HOU vs. CWS	.375	4	16	4	6	1	0	0	4	0	0	2	6	0	0	.444	.438	.882
2022	HOU vs. SEA	.333	3	15	1	5	1	0	1	3	0	0	1	2	0	0	.375	.600	.975
2023	HOU vs. MIN	.200	4	15	4	3	0	0	1	2	0	1	1	6	0	0	.294	.400	.694
Division Series Totals		.333	27	105	28	35	7	0	8	20	0	3	13	25	1	0	.421	.629	1.050

League Championship Series Record

YEAR	CLUB	AVG	G	AB	R	H	2B	3B	HR	RBI	SH	HBP	BB	SO	SB	CS	OBP	SLG	OPS
2017	HOU vs. NYY	.167	7	24	2	4	1	0	0	3	0	0	3	3	0	0	.259	.208	.467
2018	HOU vs. BOS	.133	5	15	3	2	1	0	0	1	0	2	7	3	0	1	.458	.200	.658
2019	HOU vs. NYY	.167	6	18	4	3	1	0	0	1	0	1	7	2	0	0	.423	.222	.645
2020	HOU vs. TB	.143	7	28	0	4	0	0	0	0	0	1	1	5	0	0	.200	.143	.343
2021	HOU vs. BOS	.217	6	23	4	5	0	0	1	1	0	0	3	2	0	0	.308	.348	.656
2022	HOU vs. NYY	.333	4	15	2	5	1	0	1	4	0	0	1	0	0	0	.375	.600	.975
2023	HOU vs. TEX	.231	7	26	6	6	1	1	3	5	0	0	6	4	0	0	.375	.692	1.067
LCS Totals		.195	42	149	21	29	5	1	5	15	0	4	28	19	0	1	.337	.342	.679

World Series Record

YEAR	CLUB	AVG	G	AB	R	H	2B	3B	HR	RBI	SH	HBP	BB	SO	SB	CS	OBP	SLG	OPS
2017	HOU vs. LAD	.233	7	30	6	7	1	0	2	5	0	0	2	4	1	0	.273	.467	.740
2019	HOU vs. WSH	.207	7	29	3	6	0	0	3	8	0	0	2	5	0	0	.258	.517	.775
2021	HOU vs. ATL	.095	6	21	1	2	1	0	0	2	0	1	2	7	0	0	.200	.143	.343
2022	HOU vs. PHI	.238	6	21	4	5	3	0	1	4	0	1	4	4	1	0	.385	.524	.909
World Series Totals		.198	26	101	14	20	5	0	6	19	0	2	10	20	2	0	.278	.426	.704

All-Star Game Record

YEAR	CLUB	AVG	G	AB	R	H	2B	3B	HR	RBI	SH	HBP	BB	SO	SB	CS	OBP	SLG	OPS
2018	AL at WSH	.333	1	3	1	1	0	0	1	1	0	0	0	1	0	0	.333	1.333	1.666
2019	AL at CLE	.500	1	2	1	1	0	0	0	0	0	0	0	0	0	0	.500	.500	1.000
All-Star Game Totals		.400	2	5	2	2	0	0	1	1	0	0	0	1	0	0	.400	1.000	1.400

World Baseball Classic Record

YEAR	CLUB	AVG	G	AB	R	H	2B	3B	HR	RBI	SH	HBP	BB	SO	SB	CS	OBP	SLG	OPS
2017	USA	.500	2	4	0	2	0	0	0	0	0	0	1	1	0	0	.600	.500	1.100

Career Fielding Record

POS	PCT.	G	GS	PO	A	E	TC	DP
2B	1.000	9	2	3	12	0	15	3
3B	.968	995	977	702	1746	81	2529	183
SS	.973	129	107	122	269	11	402	49
LF	.000	2	0	0	0	1	1	0

Career Single-Game Highs

HITS: 4, 9x, last 6/23/24 vs. BOS; **DOUBLES:** 3, 2x, last 9/4/18 v. MIN; **HOME RUNS:** 2, 6x, last 5/13/24 vs. OAK; **RBI:** 6, 8/18/22 at CWS; **RUNS SCORED:** 4, 2x, last 4/21/24 vs. LAA; **WALKS:** 4, 2x, last 6/3/23 vs. LAA; **STRIKEOUTS:** 3, 19x, last 6/8/24 at LAA; **STOLEN BASES:** 2, 8/31/17 vs. TB; **HITTING STREAK:** 16, 5/28-6/15/24; **EJECTIONS (1):** 8/29/24 vs. KC (HP Umpire Alex Tosi)

Home Run Notes

MULTI-HOME RUN GAMES (6); 2-HOME RUN GAMES (6): 7/10/18 vs. OAK; 5/4/19 at LAA; 5/12/19 vs. TEX; 5/28/19 vs. CHC; 8/18/22 at CWS; 5/13/2024 vs. OAK; **LEADOFF (1):** 8/21/24 vs. BOS off Cooper Criswell; **GRAND SLAMS (7):** 5/14/17 at NYY-G2 off Masahiro Tanaka; 4/16/19 at OAK off Liam Hendriks; 5/5/19 at LAA off Cam Bedrosian; 9/11/22 vs. LAA off Mike Mayers; 6/3/23 vs. LAA off Jacob Webb; 6/24/23 at LAD off Bobby Miller; 6/29/23 at STL off Alec Burleson; **PINCH-HIT (1):** 9/9/21 vs. SEA off Paul Sewald; **EXTRA-INNING (0); GAME-ENDING (2):** 6/27/18 vs. TOR off Ryan Tepera; 7/27/24 vs. LAD off Blake Treinen; **INSIDE-THE-PARK (0)**

Major League Firsts

GAME: 7/25/16 vs. NYY (started at 3B); **HIT:** 7/31/16 at DET off Mike Pelfrey (single, 3rd inning); **HOME RUN:** 8/16/17 vs. STL off Jamie Garcia (2-run, 1st inning); **GAME-ENDING RBI:** 4/7/18 vs. SDP off Phil Maton (single, 10th inning)

WALKER BUEHLER

RHP



Bats: Right • **Throws:** Right • **Height:** 6-2 • **Weight:** 195

Opening Day Age: 30 • **MLB Service:** 6 years, 168 days

Born: 7/28/1994 in Lexington, KY

Acquired: Signed as a free agent on 12/28/2024

Contract Status: Signed through 2025

The Rundown

- 🔥 Signed to a 1-year contract by the Red Sox as a Major League free agent on December 28, 2024.
- 🔥 A 2-time All-Star (2019 & '21) and 2-time World Series Champion with the Los Angeles Dodgers (2020 & '24).
- 🔥 Earned first-team All-MLB honors in 2021 after posting career highs in wins (16), ERA (2.47), appearances (33), and IP (207.2)...Logged 200+ strikeouts for the second time in his career (215 in 2019).
- 🔥 Enters his 9th MLB season after posting a 47-22 career record with a 3.27 ERA (259 ER/713.2 IP) and a 1.09 WHIP in 131 games (122 starts).
- 🔥 Has gone to the Postseason on 5 occasions with the Dodgers (2018, '19, '20, '21, & '24) and made 19 Postseason appearances in total (18 starts) with 4 World Series appearances (3 starts).
- 🔥 Is 4-4 in the playoffs with a 3.04 ERA (32 ER/94.2 IP) with 114 strikeouts against 36 walks...His 94.2 career Postseason innings and 18 playoff starts are both the 2nd most in the Majors since 2018, behind just Gerrit Cole's 117.1 IP and 19 games started.
- 🔥 Has allowed 1 run in 19.0 World Series innings (see box on right).

Additional Career Highlights

- 🔥 Recorded the final out of the Dodgers' 2024 World Series victory in Game 5 against the Yankees at Yankee Stadium...Entered in relief in the 9th inning and recorded back-to-back strikeouts of Austin Wells and Alex Verdugo to clinch...It was his 1st career Postseason relief appearance.
- 🔥 Went 1-1 overall in the '24 Postseason with 4 appearances (3 starts), posting a 3.60 ERA (6 ER/15.0 IP) with 13 SO and 5 BB allowed.
- 🔥 During the Dodgers' 2020 World Series run, went 2-0 with a 1.80 ERA (5 ER/25.0 IP) in 5 starts...Struck out 39 while holding opposing batters to a .196 AVG.
- 🔥 Has held opponents to a .221/.279/.366 career slash line with a 1.09 WHIP...Since 2017, ranks 11th among pitchers (min. 700.0 IP) with a .644 opponent OPS.
- 🔥 Missed the entire 2023 season recovering from his second Tommy John surgery (performed on August 23, 2022)...Had his 1st Tommy John surgery in June 2015, and both were performed by Dr. Neal ElAttrache.
- 🔥 For July 2021, was named NL Pitcher of the Month after going 3-0 with a 1.67 ERA, 38 SO, and 9 BB in 5 starts...Did not allow a home run in that span.
- 🔥 In 2022, tabbed as the Dodgers' Opening Day starter for the 1st time in his career...Tossed 5.0 IP of 2-run ball, allowing 4 hits and striking out 5 as he recorded the win.

WHAT'S A STAR WITHOUT A STAGE?

Buehler has allowed just 1 run in 19.0 career World Series innings (4 app. and 3 starts) for a 0.47 ERA with 24 strikeouts and 3 walks...He and Madison Bumgarner are the only pitchers in World Series history to allow 1-or-fewer runs with at least 19.0 IP in the World Series (Bumgarner allowed 1 run in 36.0 IP in 5 World Series appearances).

BUEHLER IN THE POSTSEASON

Year	G (GS)	ERA	OPP. AVG
2018^	4 (4)	3.80	.190
2019	2 (2)	0.71	.119
2020*	5 (5)	1.80	.196
2021	4 (4)	4.91	.297
2024*	4 (3)	3.60	.214
Totals	19 (18)	3.04	.210

*won World Series

^reached World Series

- 🔥 Buehler's 94.2 career Postseason innings and 18 playoff starts are both the 2nd most in the Majors since 2018, behind Gerrit Cole's 117.1 IP and 19 starts.

ACCOLADES (CHRONOLOGICAL)

MiLB.com Organization All-StarLAD, 2017
 LAD's Minor League Pitcher of the Year....2017
 Baseball America MLB All-Rookie Team ...LAD, 2018
 National League All-StarLAD, 2019
 World Series Champion.....LAD, 2020
 National League All-StarLAD, 2021
 NL Pitcher of the Month.....LAD, July 2021
 All-MLB (1st Team)LAD, 2021
 Opening Day StarterLAD, 2022
 World Series Champion.....LAD, 2024

- 🔥 Selected to his 1st All-Star game in 2019 after going 8-1 with a 3.46 ERA...Posted a 0.99 WHIP in 17 1st-half starts.
- 🔥 In 2019, led the NL in winning % (.778) and complete games (2) and ranked among leaders in wins (T-6th), WHIP (6th, 1.04), SO/BB ratio (3rd, 5.81), BB per 9.0 IP (6th, 1.83), ERA (9th) and SO per 9.0 IP (7th, 10.51)...

Fanned 200 batters for the 1st time in his career, leading Dodger pitchers with 215 SO and ranking 10th in the NL.

🔴 Buehler's 5 games with double-digit strikeouts and 0 walks in 2019 were the most in the NL and second to Justin Verlander (6) and Gerrit Cole (7) in the Majors... His 5 such games were the most by any pitcher 25 or younger in a season in the Live-Ball era (since 1920)... Joined Pedro Martinez and Doc Gooden as the only MLB pitchers with multiple starts of 15 SO and 0 BB in the same season (June 21 vs. COL and August 3 vs. SD).

🔴 In his rookie season in 2018, went 8-4 as a starter with a 2.31 ERA (35 ER/136.1 IP), .185 opponent AVG, and a 0.92 WHIP... Ranked among the best starters in the Majors (min. 125 IP) in opponent AVG (3rd), opponent OPS (.531, 2nd), ERA (5th), and WHIP (5th).

🔴 Finished the 2018 season with the lowest WHIP (0.92) among rookie pitchers with 20+ starts since 1913, and the second lowest opponent OBP (.249), behind just Dick Hughes' .248 OBP in 1967 with the Cardinals.

🔴 Tossed his 1st career shutout on 4/25/22 at ARI, striking out 10 while allowing 3 hits.

🔴 Named to his 2nd All-Star team in 2021 (also, 2019) as a replacement player... Also named to his 1st All-MLB team in 2021 after finishing the season with a 16-4 record and a 2.47 ERA (57 ER/207.2 IP).

🔴 Posted a 16-4 record in 2021 across 33 starts with a 2.47 ERA (57 ER/207.2 IP)... Struck out 212 batters against just 52 BB with a 0.96 WHIP.

🔴 Ranked among the best in the NL in multiple categories: ERA (3rd, 2.47), wins (3rd, 16), SO (7th, 212), games started (T-1, 33), IP (2nd, 207.2), opponent AVG (2nd, .199), WHIP (4th, 0.97), and winning % (2nd, .800)... Finished 4th in Cy Young voting with 70 points.

🔴 Started the 1st combined no-hitter in Dodger history, walking 3 and striking out 8 in 6.0 IP (93 pitches) in a 4-0 win over the Padres on May 4, 2018 in Monterrey, Mexico... Tony Cingrani, Yimi Garcia and Adam Liberatore fired the final 3.0 innings for the 23rd no-hitter in Dodger club history and the 13th since moving to Los Angeles.

🔴 Finished 3rd in NL Rookie of Year voting in 2018, going 8-5 with a 2.62 ERA (40 ER/137.1 IP) in 24 app. (23 starts)... Struck out 151 against just 37 BB and limited hitters to a .193 AVG.

🔴 Made his 1st-career big league start on April 23, 2018 with the Dodgers against the Miami Marlins at Dodger Stadium... Did not factor into the decision after throwing 5.0 scoreless innings and striking out 5 batters.

🔴 Pitched in Game 163 in 2018 against the Rockies and recorded the win to help the Dodgers secure their sixth straight NL West Title, allowing just 1 hit and striking out 3 over 6.2 scoreless innings.

🔴 Recorded his 1st Major League win on Sept. 21, 2017 at PHI, tossing a scoreless inning of relief with 2 strikeouts... Debuted in just his second professional season, making 8 relief app. for the Dodgers and going 1-0 with a 7.71 ERA (8 ER/9.1 IP)... In the Majors, struck out 12 against 8 walks in 9.1 IP.

🔴 Selected as the 2017 Dodgers Branch Rickey Minor League Pitcher of the Year after going 3-3 with 1 save and posting a 3.35 ERA in 28 combined games (19 starts) with Single-A Rancho Cucamonga, Double-A Tulsa, and Triple-A Oklahoma City.

WHAT'S IN A NUMBER

Buehler wore No. 21 for most of his Major League career with the Dodgers (wore No. 64 in 2017), but the last Red Sox player to wear No. 21 was Roger Clemens (1984-1996)... Said Walker, "It felt fitting. We battled a lot on double zero or single zero, but I think the smaller number makes me look a little skinnier out there. So I went with a single zero." ...He'll be the 3rd Red Sox player to ever wear the number, joining Brandon Phillips (2018) and Adam Ottavino (2021).

🔴 Spent his first professional season with Rookie-Level AZL Dodgers, where he appeared in 1 game... Promoted to Single-A Great Lakes on August 28, pitching in 2 games (1 start) over 3.0 innings.

🔴 Selected by the Dodgers in the 1st round (24th overall) of the 2015 First-Year Player Draft out of Vanderbilt University.

Postseason Career Highlights

🔴 Has gone to the Postseason on 5 occasions with the Dodgers (2018, '19, '20, '21, & '24) and made 19 Postseason appearances in total (18 starts), including 4 World Series games (3 starts).

🔴 Is 4-4 in the playoffs with a 3.04 ERA (32 ER/94.2 IP) with 114 SO against 36 BB... His 94.2 career Postseason IP and 18 playoff starts are both the 2nd most in MLB since '18, behind Gerrit Cole's 117.1 IP and 19 starts.

🔴 Has allowed just 1 run in 19.0 World Series innings (4 app. and 3 starts)... Joined Madison Bumgarner as the only pitchers in World Series history to allow 1-or-fewer runs with at least 19.0 IP in the World Series (Bumgarner allowed 1 R in 36.0 IP in 5 WS appearances).

🔴 Went 1-1 overall with 4 app. (3 starts) in the 2024 Postseason, posting a 3.60 ERA (6 ER/15.0 IP) with 13 strikeouts and 5 walks allowed.

🔴 Recorded the final out of LAD's 2024 World Series win in G5 vs. the Yankees at Yankee Stadium, entering the 9th in relief and striking out Alex Verdugo... Was his 1st-career Postseason relief app... Had earned a win in his prior World Series start in Game 3 @ NYY (5.0 IP, 0 R, 2 H, 5 SO, 2 BB).

🔴 2021 marked his fourth Postseason, and he went 0-2 over 4 starts with a 4.91 ERA (12 ER/18.1 IP)... Struck out 18 batters and walked 9.

🔴 In the Dodgers' 2020 World Series run, went 2-0 with a 1.80 ERA (5 ER/25.0 IP) in 5 starts... Limited opponents to a .196 AVG (18-for-92) with 39 SO in 25.0 IP.

🔴 Tossed 6.0 IP of 1-run ball to pick up the win in the 2020 World Series G3 over the Rays (LAD's 6-2 win), striking out 10, allowing 3 hits and walking 1... Became the 1st pitcher in WS history to strike out 10 while not pitching more than 6.0 IP.

🔴 Made 2 NLDS starts vs. the Nationals in the 2019 Postseason... Allowed only 1 ER in 12.2 IP, striking out 15 batters against 6 walks while posting a 0.87 WHIP.

Walker Buehler, Continued

🔴 Made 4 Postseason starts (0-1) in his rookie 2018 season, posting a 3.80 ERA (10 ER/23.2 IP), while limiting opponents to a .190 AVG with a 0.85 WHIP... Struck out 29 batters against only 4 BB...His 8 SO in 7.0 IP of Game 3 of the NLCS against the Brewers were the 2nd-most in an NLCS start by a rookie in Dodger history, trailing just Tim Lincecum (who struck out 10 in Game 2 of the 1988 NLCS vs. the Mets)...His 7.0 innings also tied Belcher (1988 Game 5) and Hyun-Jin Ryu (2013 Game 3) for the third-longest LCS start by a Dodger rookie, behind Fernando Valenzuela (8.2 IP, 1981 Game 5) and Belcher (8.1 IP, 1988 Game 2).

🔴 In 2018, became just the 2nd rookie in MLB history to start Game 7 of an LCS (Oct. 20 at MIL), joining Boston's Daisuke Matsuzaka (2007 ALCS against Cleveland).

🔴 Started Game 3 of the 2018 World Series for the Dodgers, logging 7.0 shutout innings while allowing 2 hits and striking out 7 without issuing a walk (in a no-decision)...Became the 3rd pitcher in World Series history to log those numbers or better in a Fall Classic game, joining Roger Clemens (2000) and Don Larsen (1956)... Buehler was the 1st pitcher younger than 25 years old to accomplish the feat in any Postseason game.

2024 Highlights

🔴 Over 16 starts in the regular season, posted a 1-6 record with a 5.38 ERA (45 ER/75.1 IP) with 64 strikeouts against 28 walks and a 1.55 WHIP.

🔴 Relied on 7 pitches in 2024: four-seamer (29.0%), cutter (20.8%), knuckle curve (19.2%), sinker (16.3%), sweeper (8.2%), changeup (5.2%), and slider (1.3%).

🔴 After missing all of 2023 recovering from Tommy John surgery (his second), he began the season making 6 rehab starts between Triple-A Oklahoma City and Single-A Rancho Cucamonga before pitching in a big league game in 2024.

🔴 His win total in 16 starts in the 2024 regular season (1) matched his wins in 3 Postseason starts in 2024 (1).

🔴 Logged his first victory in almost 2 years in his start on May 18 against Cincinnati...Tossed 6.0 scoreless innings in his first quality start of the season.

🔴 Made his 2024 debut on May 6 against the Marlins... Was his first Major League game since June 10, 2022.

🔴 Picked up his only win of the season on May 18 against Cincinnati, tossing 6.0 scoreless innings and giving up only 3 hits and striking out 7.

🔴 Posted his highest career ERA (5.38) and opponent AVG (.289) in a full ML campaign, having owned a 7.71 ERA and .306 opponent AVG in 8 relief app. in 2017 for the Dodgers.

🔴 His .143 winning percentage tied with COL's Dakota Hudson for the 2nd lowest in the Majors among pitchers who had made at least 16 starts (higher than just TOR Yariel Rodriguez's .111 winning %).

VANDY BOYS

Walker played college ball at Vanderbilt University and was a member of the 2014 College World Series championship team... Pitched against UC Irvine in the College World Series where he tossed 5.1 hitless innings with seven strikeouts to earn the win... Majored in political science with a minor in sociology & corporate strategy...Was a SEC First-Year Academic Honor Roll selection as a freshman in 2013.

WALKER IN THE CAPE

After he helped lead Vanderbilt to the College World Series Championship in 2014, Buehler played for the Yarmouth-Dennis Red Sox in the Cape Cod League...Though he pitched an abbreviated season due to the College World Series and playing for Team USA in Cuba, he posted a 0.63 ERA with 24 strikeouts over 28.2 innings...In the 2014 CCLB playoffs, he went 2-0 without allowing a run in 15.1 innings...He and Marcus Mastromarino were named Postseason Co-MVPs after leading the Red Sox to the Cape Cod League championship.

2024 Timeline

🔴 Started the season making 6 rehab starts between Triple-A Oklahoma City and Single-A Rancho Cucamonga before pitching in a MLB game...In that time, he owned a combined 0-2 record with a 4.15 ERA (10 ER/21.2 IP) with 21 SO against 9 BB between the clubs.

🔴 Was reinstated from the Injured List on May 6, and on that day, he made his 2024 debut against the Marlins... Was his 1st Major League game since June 10, 2022.

🔴 Logged his 1st victory in almost 2 years in his start on May 18 vs. Cincinnati...Tossed 6.0 scoreless IP in his 1st quality start of the season, striking out 7 on 78 pitches... Did not issue a BB for the second time in 3 starts.

🔴 On June 19, was placed on the 15-Day Injured List with right hip inflammation.

🔴 Made 3 more starts for Triple-A Oklahoma City while rehabbing from a right hip injury, going 0-2 with a 6.40 ERA (9 ER/12.2 IP) and 14 strikeouts.

🔴 Reinstated from the 15-Day IL on August 14...Made 8 starts to end the regular season, going 0-2 with a 4.93 ERA (21 ER/38.1 IP) with 33 SO and 18 BB allowed.

🔴 Logged a season-high 9 SO vs. Colorado on September 21 in 5.1 IP, giving up 5 hits, 4 runs, a HR and a BB.

Personal

- Married his longtime girlfriend McKenzie in 2021, and the couple welcomed their daughter, Finley, in 2024.
- Doesn't eat seafood (including sushi)...Says he won't eat anything that swims.
- Says that actor Matthew Broderick would play him in a movie about his life...Used the name "Ferris" on the back of his 2018 Player's Weekend uniform.
- Had a minority ownership stake in 2020 Kentucky Derby and the 2020 Breeders' Cup Classic winner "Authentic." ...Red Sox INF Alex Bregman and Buehler co-own a steed, March of Time (see box on right).
- Played college ball at Vanderbilt University and was a member of the 2014 College World Series championship team (see box on page 64).
- Played for the Yarmouth-Dennis Red Sox in the Cape Cod League in 2014...the best miniature golf course in the Cape is in Yarmouth-Dennis, and if you played for the team, you putted for free...Each year they put on a YD Red Sox putting Tournament.
- Graduated from Henry Clay (KY) High School, where he has his jersey retired...Named a two-time Kentucky All-State and two-time All-City team member.
- Drafted by the Pirates in the 14th round of the 2012 First-Year Player Draft out of Henry Clay HS but did not sign...Selected by the Dodgers in the first round (24th overall pick) of the 2015 First-Year Player Draft from Vanderbilt University (signed by scout Marty Lamb).

TEAMMATES ON THE FIELD & ON THE RACETRACK

Buehler is a native of Lexington, Kentucky, dubbed the "Horse Capital of the World. He had a minority ownership stake in 2020 Kentucky Derby and the 2020 Breeders' Cup Classic winner "Authentic." and attended the 2020 Breeders' Cup Classic to see the steed win at Keeneland.

Coincidentally, new Red Sox infielder Alex Bregman and Buehler co-own a racehorse, March of Time. The bay colt by 2018 Triple Crown winner, Justify, is age 4 (thus, ineligible for the 2025 Kentucky Derby,) but he has a bright future after winning his 2nd career start on Dec. 27, 2024 at Santa Anita Park.

Walker read BloodHorse and Thoroughbred Times as a child, and he learned to pick winners from racing savant Andy Beyer's book.

In the Community

- Hosts a charity golf tournament in Lexington, KY every year to benefit the Kids Cancer Alliance...Walker's uncle, Matthew "Pig" Buehler battled cancer much of his life, and he passed away in 2005 at the age of 37...Before he pitches, he traces the letters "P-I-G" into the mound in memory of his uncle.

Walker Buehler's Career Record

YEAR	CLUB	W-L	ERA	G	GS	SV	IP	H	R	ER	HR	HB	BB	SO	SO/9	WHIP	AVG
2016	AZL Dodgers (R)	1-0	0.00	1	0	0	2.0	0	0	0	0	0	0	3	13.50	0.00	.000
	Great Lakes (A)	0-0	0.00	2	1	0	3.0	0	0	0	0	1	3	3	9.00	1.00	.000
	Rancho Cucamonga (A+) 0-0	1.10	5	5	0	16.1	8	3	2	0	1	5	27	14.88	0.80	.143	
2017	Tulsa (AA)	2-2	3.49	11	11	0	49.0	40	19	19	5	0	15	64	11.76	1.12	.225
	Oklahoma City (AAA)	1-1	4.63	12	3	1	23.1	19	12	12	1	0	11	34	13.11	1.29	.216
	LOS ANGELES-NL	1-0	7.71	8	0	0	9.1	11	8	8	2	0	8	12	11.57	2.04	.306
	Rancho Cucamonga (A+) 0-0	3.00	1	1	0	3.0	2	1	1	0	0	1	5	15.00	1.00	.182	
	Oklahoma City (AAA)	1-0	2.08	3	3	0	13.0	10	4	3	0	1	4	16	11.08	1.08	.204
2018	LOS ANGELES-NL	8-5	2.62	24	23	0	137.1	95	43	40	12	6	37	151	9.90	0.96	.193
	LOS ANGELES-NL	14-4	3.26	30	30	0	182.1	153	77	66	20	7	37	215	10.61	1.04	.223
2020	LOS ANGELES-NL	1-0	3.44	8	8	0	36.2	24	18	14	7	1	11	42	10.31	0.95	.178
2021	LOS ANGELES-NL	16-4	2.47	33	33	0	207.2	149	61	57	19	6	52	212	9.19	0.97	.199
2022	LOS ANGELES-NL	6-3	4.02	12	12	0	65.0	67	30	29	8	2	17	58	8.03	1.29	.263
2023	Oklahoma City (AAA)	0-0	0.00	1	1	0	2.0	0	0	0	0	0	0	2	9.00	0.00	.000
2024	Rancho Cucamonga (A+) 0-0	4.50	1	1	0	2.0	3	1	1	0	0	1	0	0.00	2.00	.333	
	Oklahoma City (AAA)	0-4	5.01	8	8	0	32.1	39	21	18	4	0	16	35	9.74	1.70	.295
	LOS ANGELES-NL	1-6	5.38	16	16	0	75.1	89	52	45	16	5	28	64	7.65	1.55	.289
Major League Totals		47-22	3.27	131	122	0	713.2	588	289	259	84	27	190	754	9.51	1.09	.221
Minor League Totals		5-7	3.45	45	34	1	146.0	121	61	56	10	3	56	189	11.65	1.21	.223

TRANSACTIONS: Selected by the Pittsburgh Pirates in the 14th round of the 2012 First-Year Player Draft (did not sign); Selected by the Los Angeles Dodgers in the 1st round (No. 25 overall) of the 2015 First-Year Player Draft (signed by scout Marty Lamb); **INJURED LIST:** Right rib microfracture, 6/12-27/2018; Right rib microfracture, 6/28-7/13/2018; Right hand blister, 8/23-9/2/2020; Right hand blister, 9/10-23/2020; Right forearm strain, 6/11/2022 through remainder of season; Recovery from right elbow UCL reconstruction, 2/16/2023 through end of season; Recovery from right elbow UCL reconstruction, 3/19-5/6/2024; Right hip inflammation, 6/19-8/14/2024.

Walker Buehler, Continued

Postseason Record

	W-L	ERA	G	GS	SV	IP	H	R	ER	HR	HB	BB	SO	SO/9	WHIP	AVG
	4-4	3.04	19	18	1	94.2	73	34	32	9	2	36	114	10.84	1.15	.210

Wild Card Record

YEAR	CLUB	W-L	ERA	G	GS	SV	IP	H	R	ER	HR	HB	BB	SO	SO/9	WHIP	AVG
2020	LAD vs. MIL	0-0	4.50	1	1	0	4.0	3	2	2	1	0	2	8	18.00	1.25	.200

Division Series Record

YEAR	CLUB	W-L	ERA	G	GS	SV	IP	H	R	ER	HR	HB	BB	SO	SO/9	WHIP	AVG
2018	LAD vs. ATL	0-0	9.00	1	1	0	5.0	2	5	5	1	0	3	7	12.60	1.00	.118
2019	LAD vs. WSH	1-0	0.71	2	2	0	12.2	5	1	1	0	1	6	15	10.66	0.87	.119
2020	LAD vs. SD	0-0	2.25	1	1	0	4.0	2	1	1	0	0	4	8	18.00	1.50	.143
2021	LAD vs. SF	0-1	3.38	2	2	0	10.2	9	4	4	2	0	3	9	7.59	1.13	.225
2024	LAD vs. SD	0-1	10.80	1	1	0	5.0	7	6	6	1	0	1	0	0.00	1.60	.318
DS Totals		1-2	4.10	7	7	0	37.1	25	17	17	4	1	17	39	9.40	1.13	.185

League Championship Series Record

YEAR	CLUB	W-L	ERA	G	GS	SV	IP	H	R	ER	HR	HB	BB	SO	SO/9	WHIP	AVG
2018	LAD vs. MIL	0-1	3.86	2	2	0	11.2	12	5	5	2	0	1	15	11.57	1.11	.261
2020	LAD vs. ATL	1-0	0.82	2	2	0	11.0	10	1	1	1	0	5	13	10.64	1.36	.233
2021	LAD vs. ATL	0-1	7.04	2	2	0	7.2	13	8	6	1	0	6	9	10.57	2.48	.382
2024	LAD vs. NYM	0-0	0.00	1	1	0	4.0	3	0	0	0	1	2	6	13.50	1.25	.200
LCS Totals		1-2	3.15	7	7	0	34.1	38	14	12	4	1	14	43	11.27	1.51	.275

World Series Record

YEAR	CLUB	W-L	ERA	G	GS	SV	IP	H	R	ER	HR	HB	BB	SO	SO/9	WHIP	AVG
2018	LAD vs. BOS	0-0	0.00	1	1	0	7.0	2	0	0	0	0	0	7	9.00	0.29	.095
2020	LAD vs. TB	1-0	1.50	1	1	0	6.0	3	1	1	0	0	1	10	15.00	0.67	.150
2024	LAD vs. NYY	1-0	0.00	2	1	1	6.0	2	0	0	0	0	2	7	10.50	0.67	.105
World Series Totals		2-0	0.47	4	3	1	19.0	7	1	1	0	0	3	24	11.37	0.53	.117

All-Star Game Record

YEAR	CLUB	W-L	ERA	G	GS	SV	IP	H	R	ER	HR	HB	BB	SO	SO/9	WHIP	AVG
2019	NL at CLE	0-0	9.00	1	0	0	1.0	2	1	1	0	0	0	2	18.00	2.00	.400
2021	NL at COL																

Selected-Did not pitch

Career Single-Game Highs

INNINGS: 9.0, 2x, last 8/3/2019 vs. SD; **STRIKEOUTS:** 16, 6/21/19 vs. COL; **HITS:** 13, 6/27/19 at COL; **RUNS:** 7, 3x, last 6/18/24 at COL; **EARNED RUNS:** 7, 2x, last 6/18/24 at COL; **WALKS:** 5, 9/15/24 at ATL; **HOME RUNS:** 3, 3x, last 5/11/21 vs. SEA; **SCORELESS INNINGS** **STREAK:** 14.0, 3x, last 4/25-5/1/22; **EJECTIONS (1):** 8/20/21 vs. NYM (HP umpire Nestor Ceja)

Major League Firsts

APPEARANCE: 9/7/17 vs. COL (2.0 IP, entered to start the 8th inning); **STRIKEOUT:** 9/7/17 vs. COL (Charlie Blackmon, looking); **WIN:** 9/21/17 at PHI (1.0 IP); **SAVE:** N/A

36 TRISTON CASAS

1B



Bats: Left • **Throws:** Right • **Height:** 6-5 • **Weight:** 255

Opening Day Age: 25 • **MLB Service:** 2 years, 32 days

Born: 1/15/2000 in Miami, FL

Acquired: Selected in the 1st round of the 2018 First-Year Player Draft

Contract Status: Signed through 2025

The Rundown

🔴 Is in his 8th professional season, his 3rd full season since making his ML debut in September 2022.

🔴 Made the Sox' 2023 and 2024 Opening Day rosters.

🔴 Joins George Scott (1967-68) and George Metkovich (1944-45) as the only Red Sox to make multiple Opening Day starts at 1B prior to turning 25 years old.

🔴 Was limited to 63 games in 2024, due to injury... Missed 98 games from 4/21-8/16 with a left rib strain.

🔴 Became the 3rd-fastest player in franchise history (by plate appearances) to reach 40 career HR (see box on right).

🔴 Is 1 of 10 players ever to record 35 HR and 100 BB in their first 180 career games (Ted Williams is the only other Red Sox player to do so)(see box on right).

🔴 Only 3 players in Red Sox history have hit at least 40 HR and posted an OBP higher than Triston's .357 mark prior to turning 25 years old: Ted Williams (.481), Babe Ruth (.413), and Carl Yastrzemski (.371).

🔴 Finished 3rd in 2023 AL Rookie of the Year voting.

🔴 Named 2023 Red Sox Rookie of the Year by the Boston Baseball Writers.

🔴 Made his ML debut on 9/4/22 at only 22 years and 232 days old...Became the youngest Red Sox to play 1B in more than 50 years (Cecil Cooper in September 1971).

🔴 In 2021, played in the Tokyo Olympic Games and earned a spot on the All-Olympic Team after helping Team USA win a Silver Medal...Led the Olympic field in HR (3) and RBI (8).

FAMILY HERITAGE

Triston is fluent in Spanish. His grandparents immigrated to the United States from Cuba in the 1960s. His father, Jose, spoke Spanish as a first language.

"My family comes from a line of construction workers," Casas told MassLive.com in 2019. "So seeing my dad go to work every morning, leaving the house 4:30, 5:00 every morning and going to do his thing, it definitely took an impact on me. Lazy's one thing in our family that will not be tolerated. And he's always instilled that into me through actions."

MOST HOME RUNS IN FIRST 215 GAMES, RED SOX HISTORY

Rk.	Player	HR
1.	Tony Conigliaro	49
2.	Ted Williams	42
T3.	Triston Casas	41
T3.	Nomar Garciaparra	41

FEWEST PLATE APPEARANCES TO HIT 40 CAREER HOME RUNS, RED SOX HISTORY

Rk.	Player	PA
1.	Tony Conigliaro	758
2.	Bobby Dalbec	792
3.	Triston Casas	807

TOTAL 180

On 4/19/24 at PIT, Casas hit his 35th career HR and recorded his 100th career walk in his 180th game.

🔴 He became 1 of 10 players ever to record 35 HR and 100 BB in their first 180 career games (Ted Williams is the only other Red Sox player to do so).

🔴 The only other active players to do so are Rhys Hoskins, Aaron Judge, and Miguel Sanó.

PLAYERS WITH 35 HR AND 100 BB IN THEIR FIRST 180 CAREER GAMES, ALL-TIME

Player	Years
Rudy York	1934-38
Ted Williams	1939-40
Al Rosen	1947-50
Kevin Maas	1990-91
Tim Salmon	1992-94
Adam Dunn	2001-02
Miguel Sanó	2015-16
Aaron Judge	2016-17
Rhys Hoskins	2017-18
Triston Casas	2022-24

WINNER, WINNER, STEAK DINNER

Casas, according to *The Athletic*, bought "dinner for 55 from Ruth's Chris Steakhouse" at the end of his rehab assignment with Triple-A Worcester from 7/30-8/15/24. "Casas went above and beyond, making sure to include not just players and coaches, but several staff members as well. People with the organization said it was one of the most generous gestures they'd seen...it was not lost on anyone that perhaps the best meal they'd had all season came from a player with less than two years of service time."

Triston Casas, Continued

Additional Career Highlights

🔥 Tied the Red Sox' single-game HR record (3) on 9/22/24 vs. MIN-G1 (see box on right)...It was only the 8th instance of a Red Sox player hitting 3 HR in a game prior to turning 25 years old.

🔥 In 2023, led the Red Sox in walks (70), OBP (.367), and OPS (.856), and ranked 2nd in HR (24)...Ranked among the AL's top 10 in OBP (7th), SLG (10th, .490), and OPS (T-5th).

🔥 In 2023, became the 1st qualified Red Sox rookie to lead the team in OPS since Fred Lynn in 1975 and the 4th rookie to lead the Sox in walks, joining Joe Foy (1966), Ted Williams (1939), and Marv Olson (1932) (source: Elias).

🔥 In 2023, became only the 4th rookie to lead the Sox in walks, joining Joe Foy (91 in 1966), Ted Williams (105 in 1939), and Marv Olson (61 in 1932) (source: Elias).

🔥 Was named AL Rookie of the Month for July 2003 (see box on right).

🔥 His 1st career HR at Fenway Park came on 9/13/22 against the Yankees, a 2-run HR over the Green Monster off Gerrit Cole in the 2nd inning, his 1st career plate appearance vs. NYY.

Minor League Career Highlights

🔥 Ranked by *Baseball America* as a top 100 prospect entering 2020 (No. 70), 2021 (No. 47), 2022 (No. 19), and 2023 (No. 29)...Also ranked as a top-5 Red Sox prospect entering 2019 (No. 5), 2020 (No. 1), 2021 (No. 1), 2022 (No. 2), and 2023 (No. 2).

🔥 Began 2023 ranked by MLB.com as baseball's No. 1 first base prospect.

🔥 Has been rated by *Baseball America* as the Sox' best defensive infielder (2020), best hitter for average (2021), and as having the best strike-zone discipline (2020-21, '23).

🔥 Rated in 2022 as the International League's best defensive 1st baseman in *Baseball America's* Triple-A "Best Scouting Tools" survey, as voted by league managers.

🔥 Underwent successful ulnar collateral ligament repair surgery on his right thumb on 6/28/18 after being selected by the Sox in the First-Year Player Draft.

🔥 In 2019, named Red Sox Minor League Offensive Player of the Year, tabbed Minor League Player of the Year by the Boston Baseball Writers, and named a 2019 South Atlantic League mid-season and year-end All-Star...Became the 1st Sox minor league with 20+ HR in a season—all before turning 20 years old—since Xander Bogaerts in 2012.

🔥 Was added to the Red Sox' 60-man Club Player Pool on 8/20/20 and spent the remainder of the season at the Alternate Training Site.

🔥 Led Double-A Northeast in OBP (.395) in 2021...Tabbed the league's Player of the Week for 8/30-9/5 and named to the MLB Pipeline Prospect Team of the Week for 5/10-16 and 8/30-9/5.

🔥 Named an Arizona Fall League Rising Star with Scottsdale in 2021...In a poll of scouts conducted by *The Athletic*, ranked as the No. 2 prospect in the AFL.

🔥 Played 3 games for Licey in the Dominican Professional Baseball League following the 2022 season.

THRICE IS NICE

Casas tied the Red Sox' single-game HR record on 9/22/24 vs. MIN-G1 (3-for-4, 3 R, 3 HR, 7 RBI).

🔥 He was the 27th Red Sox player to accomplish the feat (36th instance).

🔥 He was the 1st Red Sox player to do so since Trevor Story on 5/9/22 vs. SEA.

🔥 It was 1 of 17 three-homer games in MLB during 2024...Casas was the 2nd-youngest player to record one of those games, at 24 years, 251 days old (youngest: OAK's Lawrence Butler, 2x, 24 years, 4 days and 24 years, 50 days).

RED SOX TO HOMER IN THEIR FIRST 3 PLATE APPEARANCES OF A GAME

Player	Game
Mo Vaughn	9/24/1996 vs. BAL
Mookie Betts	7/26/2019 vs. NYY
Triston Casas	9/22/2024 vs. MIN-G1

CASAS NAMED ROOKIE OF THE MONTH

🔥 Triston was named AL Rookie of the Month for July 2023 after batting .348 with a 1.199 OPS during the month (23-for-66, 4 2B, 7 HR, 13 RBI, 11 BB).

🔥 In July, led MLB rookies in SLG (.758), OPS, XBH (12), and total bases (50), and ranked 2nd in AVG, OBP (.442), and HR.

🔥 The only other Red Sox player to post an OPS that high in any calendar month (min. 50 PA) before turning 24 was Ted Williams (8 times, 1939-42)...The last players on any team to do so were Vladimir Guerrero Jr. (June '21), Fernando Tatis Jr. (May '21), Ronald Acuña Jr. (August '20), and Juan Soto (August '20).

QUALIFIED RED SOX ROOKIES TO LEAD THE TEAM IN OPS

Player	Year	PA	OPS
Triston Casas	2023	502	.856
Fred Lynn	1975	605	.967
Carlton Fisk	1972	514	.909
Walt Dropo	1950	609	.961
Doug Taitt	1928	536	.785
Ike Boone	1924	545	.900

MOST HOME RUNS BY RED SOX IN A ROOKIE SEASON

Rk.	Player (Season)	HR
1.	Walt Dropo (1950)	34
2.	Ted Williams (1939)	31
3.	Nomar Garciaparra (1997)	30
T4.	George Scott (1966)	27
T4.	Norm Zaichin (1955)	27
6.	Bobby Dalbec (2021)	25
T7.	Triston Casas (2023)	24
T7.	Tony Conigliaro (1964)	24

2024 Highlights

- 🔴 Made his 2nd Opening Day roster (also 2023) but was limited to 63 games due to injury...Missed 98 games from 4/21-8/16 with a left rib strain.
- 🔴 Joined George Scott (1967-68) and George Metkovich (1944-45) as the only Red Sox to make multiple Opening Day starts at 1B prior to turning 25 years old.
- 🔴 Became the 3rd-fastest player in franchise history (by plate appearances) to reach 40 career HR (see box on right).
- 🔴 Became the 6th player in Red Sox history to hit 40 HR and record 100 RBI in their first 215 career games, joining Ted Williams, Walt Dropo, Tony Conigliaro, Carlton Fisk, and Nomar Garciaparra.
- 🔴 On 9/22 vs. MIN-G1, became the 27th player to hit 3 HR in a game for the Red Sox (36th instance)...It was only the 8th instance of a Red Sox player hitting 3 HR in a game prior to turning 25 years old.

HIGH PRAISE

Following the 2020 Tokyo Olympic Games, Team USA manager **Mike Scioscia** told *Baseball America*:

"Triston Casas at first base was the biggest bat on our team and has the most upside, I think, of any player we had. He's going to get his opportunity in the big leagues for sure. He's advanced beyond his age as far as a hitter. He understands what pitchers are trying to do to him. He's made some adjustments to his swing just from the qualifiers to now that were tremendous. And I think his ability to hit right and left-handed pitching is a skill set that you don't see in a lot of young hitters. Especially left-handed hitters. I think he's a student of the game. He's got tremendous power to all fields and he's going to play in the big leagues for a long time."

NO SHOES, NO SHIRT, NO PROBLEM

In 2022, particularly on warmer days, Triston would often walk the Fenway Park outfield barefoot. "I don't necessarily like caffeine. I don't drink coffee or energy drinks. I feel better after I get some sunlight on my body and that's what I do. I don't think too much of it in terms of grounding or any science behind it, but I just feel better after I do it."

TOUGH AS NAILS

Triston frequently sports painted fingernails and toenails, a style he says began as a unique way to spend time with his mother. In 2023, he told the *Boston Globe*, "I've always got to get my nails done. It was this little bonding thing we had always done and a couple of months ago after the season ended, I was just like, 'I'm just gonna get a color'...My mom was super surprised." He continued on about the importance of showcasing his personality, saying, "I want to make sure that I do good with my platform. I feel like as a baseball player, sometimes I lose focus and perspective as to what really matters."

2024 Timeline

- 🔴 Spring Training: 18 G, .224 AVG (11-for-49), .712 OPS, 2 HR, 7 RBI.
- 🔴 Went 1-for-15 to start the season (4 games in March), then hit .286 (18-for-73) in 18 games in April...Reached base in 18 of his first 22 games to start the season.
- 🔴 Hit a 429-foot HR on 4/13 vs. LAA with an exit velocity of 111.9 mph, the 2nd-hardest hit HR of his career (112.1 mph on 7/15/23 at CHC).
- 🔴 Homered the following day on 4/14 vs. LAA, his 33rd career HR...Tied Nomar Garciaparra for 6th-most HR through 175 career games in team history.
- 🔴 Hit his 5th HR of the season on 4/16 vs. CLE (solo)...Joined George Scott in 1966 as the only Red Sox 1st basemen aged 24 or younger to record 5+ HR within the team's first 18 games of the season.
- 🔴 Hit a solo HR on 4/19 at PIT, the 35th of his career in just 180 games, tied for the 4th fewest games to reach that mark in Red Sox history with Nomar Garciaparra.
- 🔴 Also drew his 100th career walk on 4/19, becoming the 10th player in MLB history to record both 100 walks and 35 HR in their first 180 career games and joining Ted Williams as the only Red Sox to do so.
- 🔴 Hit 6 HR in a span of 14 games from 4/5-19.
- 🔴 Exited the game on 4/20 after his 1st plate appearance with rib discomfort...Was placed on the 10-Day Injured List on 4/21 with a left rib strain.
- 🔴 Prior to going to the IL, ranked 3rd in the AL in HR (6) and T-9th in BB (12)...Had recorded hits in 13 of his previous 18 games, with a 1.003 OPS over that span.
- 🔴 Was transferred to the 60-Day IL on 4/27.
- 🔴 Played 12 rehab games with Triple-A Worcester from 7/30-8/15...Hit .286 with a .912 OPS and 7 RBI (12-for-42, 7 2B, HR, 6 BB).
- 🔴 Reinstated from the IL on 8/16 at BAL.
- 🔴 In his first 11 games after returning from the IL, from 8/16-27, slashed .357/.426/.548/.974 with 8 runs scored and 7 RBI (15-for-42, 2 2B, 2 HR, 5 BB).
- 🔴 Tied the Red Sox' single-game HR record (3) on 9/22 vs. MIN-G1...Became the 3rd Red Sox player ever to homer in their first 3 PA of a game (see box on right)...Set career highs in HR, RBI (7), and XBB (3), and tied career highs in hits (3) and runs scored (3).
- 🔴 Also on 9/22 vs. MIN-G1, reached 40 career HR and 100 RBI in his 215th career game.

PIANO MAN

"I play a little bit of the piano," Casas told MassLive.com in 2019. "I took a beginners class in ninth grade at my school. I know a little bit of it. Whenever I feel a little bored, I'll go and read some lyrics and try to play it as best as I could."

Triston Casas, Continued

YANKEE DOODLES

In 6 games against the Yankees in 2022, Triston hit .267 (4-for-15) with 3 runs, 3 HR, 6 RBI, and 7 BB.

🔥 Homered in 3 of his first 5 games against NYY...According to Elias, only 2 other players have homered in 3 of their first 5 career games against NYY while playing for the Red Sox: Babe Ruth in 1915 and Rafael Devers in 2017.

🔥 His 1st career HR at Fenway Park came on 9/13 against the Yankees, a 2-run HR over the Green Monster off Gerrit Cole in the 2nd inning, his 1st career plate appearance vs. NYY.

🔥 At 22 years old, he became the youngest Red Sox batter to homer in his 1st career game against the Yankees since Xander Bogaerts at 20 years old on 9/7/2013 at Yankee Stadium.

🔥 Prior to Casas, the most recent Red Sox to homer in their 1st career PA against NYY were Pat Dodson in 1986 and Ken Brett in 1969.

🔥 Became only the 3rd player ever to homer for the Red Sox in their 1st career home game vs. NYY and 1st career road game at NYY, joining Gerry Moses (1968-69) and Sam Mele (1947) (source: Elias).

🔥 On 9/13, joined Rafael Devers (8/18/17) as the only Red Sox to homer and steal a base in a game against the Yankees at the age of 22 or younger.

RED SOX WITH MULTIPLE HOME RUNS AGAINST THE YANKEES AS A VISITOR IN A SEASON, AGE 22 OR YOUNGER

Player	HR	Age	Season
Ted Williams	4	21	1940
Mookie Betts	3	22	2015
Triston Casas	2	22	2022
Rafael Devers	2	22	2019
Reggie Smith	2	22	1967
Babe Ruth	2	20	1915

THE FRIENDLY CONFINES

From 7/14-16/23, Casas homered in each of the Red Sox' 3 games at Wrigley Field. The only other Red Sox ever to homer in 3 consecutive games at the age of 23 years and 182 days (or younger) are Rafael Devers, Babe Ruth, Ted Williams, Carl Yastrzemski, Bobby Doerr, Rico Petrocelli, and Jim Tabor.

MOST GAMES PLAYED AT FIRST BASE AT AGE 23 OR YOUNGER, RED SOX HISTORY

Rk.	Player	Games (Seasons)
1.	George Scott	158 (1966)
2.	George Scott	152 (1967)
3.	Babe Dahlgren	149 (1935)
4.	Triston Casas	125 (2023)
T5.	Billy Goodman	117 (1948)
T5.	Billy Goodman	117 (1949)

RED SOX TO HIT AT LEAST 5 HR IN THEIR FIRST 20 MLB GAMES

Player	Years	BB	HR
Bob Tillman	1962	5	6
Tony Conigliaro	1964	3	5
George Scott	1966	10	9
Jerry Moses	1965-69	1	5
Sam Horn	1987	9	7
John Marzano	1987	4	5
Will Middlebrooks	2012	3	5
Rafael Devers	2017	8	8
Michael Chavis	2019	14	6
Bobby Dalbec	2020	7	7
Triston Casas	2022	14	5

TED AND TRISTON

Triston recorded his 25th career HR on 8/17/23 at WSH and his 75th career walk on 8/21/23 at HOU. He joined Ted Williams as the only Red Sox ever to record at least 25 HR and 75 walks in 140 games or fewer, and became the first Major Leaguer to do that since Juan Soto in 2018-19.

Through his 150th career game on 9/4/23 at TB, Triston had 27 HR and a .365 OBP. He became the 43rd player to appear in 150 games for the Red Sox before turning 24 years old, but he joined Ted Williams as the only two to record at least 25 HR and a .350 OBP in those 150 games.

CASAS DRAWS 14-PITCH WALK

On 4/13/23 at TB, Casas drew a 14-pitch walk in the 4th inning. Prior to him, the last Red Sox player to face that many pitches and draw a walk in a road game was Alex Cora on 4/27/06 at CLE (15 pitches). The last Red Sox player to do that in any game was Bobby Dalbec on 4/19/21 vs. CWS (14 pitches).

Personal

- Last name is pronounced “KOSS-iss.”
- Graduated in 2018 from American Heritage High School (Plantation, FL)...Ranked by *Baseball America* as the No. 25 prospect in the 2018 MLB Draft.
- Hobbies include cooking and fishing.
- Was a 3-time Gold Medalist with USA Baseball prior to his pro career...Honored as the 2017 Richard W. “Dick” Case Award recipient by USA Baseball, presented annually to the program’s top player.
- Led the U-18 national team to its 4th consecutive world championship title in 2017, earning tournament MVP honors with 3 HR and 13 RBI, both leading the tournament field.
- Since high school, has trained at The System 8, which has campuses in Pembroke Pines and Davie, FL...Other notable MLB players to train at The System 8 include Miguel Cabrera and Eduardo Escobar.
- His brother, Gavin, played baseball at the University of South Carolina and Vanderbilt.

In the Community

- Took part in the Red Sox Holiday Caravan in December 2023, visiting Beth Israel Deaconess Medical Center, Boston Children’s Hospital, The Jimmy Fund Clinic, Greater Boston Food Bank, West End House Boys & Girls Club, and The BASE, a Roxbury-based community organization that utilizes sports in a way to engage youth in a positive, success-driven culture by providing athletic training, coaching, competition, and academic support.
- Attended Red Sox Winter Weekend in January 2024, signing autographs, posing for pictures with fans, and taking part in panel discussions.
- Attended Red Sox Fenway Fest in January 2025, signing autographs, posing for pictures with fans, and taking part in a Netflix panel.

Triston Casas’s Career Record

YEAR	CLUB	AVG	G	AB	R	H	2B	3B	HR	RBI	SH	HBP	BB	SO	SB	CS	OBP	SLG	OPS
2018	GCL Red Sox (R)	.000	2	4	0	0	0	0	0	0	0	0	1	2	0	0	.200	.000	.200
2019	Greenville (A)	.254	118	422	64	107	25	5	19	78	0	7	58	116	3	2	.349	.472	.820
	Salem (A+)	.429	2	7	2	3	1	0	1	3	0	0	2	0	0	0	.429	1.000	1.429
2020								Did Not Play											
2021	Portland (AA)	.284	77	275	57	78	12	2	13	52	0	3	49	63	6	3	.395	.484	.879
	Worcester (AAA)	.242	9	33	6	8	3	1	1	7	0	0	8	8	1	0	.381	.485	.866
2022	Worcester (AAA)	.273	72	264	45	72	20	1	11	38	0	3	46	68	0	0	.382	.481	.863
	FCL Red Sox (R)	.429	4	14	3	6	3	0	1	3	0	0	3	2	0	0	.529	.857	1.386
	BOSTON	.197	27	76	11	15	1	0	5	12	0	0	19	23	1	0	.358	.408	.766
2023	BOSTON	.263	132	429	66	113	21	2	24	65	0	1	70	126	0	0	.367	.490	.856
2024	BOSTON	.241	63	212	28	51	8	0	13	32	0	1	30	77	0	1	.337	.462	.799
	Worcester (AAA)	.286	12	42	5	12	7	0	1	7	0	1	6	14	0	0	.388	.524	.912
Major League Totals		.250	222	717	105	179	30	2	42	109	0	2	119	226	1	1	.357	.473	.830
Minor League Totals		.270	296	1061	182	286	71	9	47	188	0	14	171	275	10	5	.374	.486	.860

TRANSACTIONS: Signed by the Boston Red Sox as a 1st-round selection (26th overall) in the 2018 First-Year Player Draft (signed by Willie Romy); **INJURED LIST:** Right shoulder inflammation, 9/15/2023 through remainder of season; Left rib strain, 4/21-8/15/2024

Career Fielding Record

POS	PCT.	G	GS	PO	A	E	TC	DP
1B	.993	213	193	1484	153	11	1648	142

Career Single-Game Highs

HITS: 3, 7x, last 9/22/24 vs. MIN-G1; **DOUBLES:** 2, 2x, last 7/8/23 vs. OAK; **HOME RUNS:** 3, 9/22/24 vs. MIN-G1; **RBI:** 7, 9/22/24 vs. MIN-G1; **RUNS SCORED:** 3, 2x, last 9/22/24 vs. MIN-G1; **WALKS:** 3, 2x, last 9/23/24 at TOR; **STRIKEOUTS:** 4, 2x, last 8/24/24 vs. ARI; **STOLEN BASES:** 1, 9/13/22 vs. NYY; **HITTING STREAK:** 13, 8/23-9/6/23; **EJECTIONS (0)**

Home Run Notes

MULTI-HOME RUN GAMES (2): 3-HOME RUN GAMES (1): 9/22/24 vs. MIN-G1; 2-HOME RUN GAMES (1): 7/22/23 vs. NYM-G2; **LEADOFF (0); GRAND SLAMS (0); PINCH-HIT (1):** 7/16/23 at CHC off Adbert Alzolay; **EXTRA-INNING (0); GAME-ENDING (0); INSIDE-THE-PARK (0)**

Major League Firsts

GAME: 9/4/22 vs. TEX (started at 1B); **HIT:** 9/4/22 vs. TEX off John King (single, 5th inning); **HOME RUN:** 9/6/22 at TB off JT Chargois (2-run, 2nd inning); **GAME-ENDING RBI:** N/A

44 AROLDIS CHAPMAN

LHP

Bats: Left • **Throws:** Left • **Height:** 6-4 • **Weight:** 235

Opening Day Age: 37 • **MLB Service:** 14 years, 9 days

Born: 2/28/1988 in Holguín, Cuba

Acquired: Signed as a free agent on 12/10/2024

Contract Status: Signed through 2025



The Rundown

🔴 Enters his 16th Major League season, his 1st with the Red Sox.

🔴 Owns a 2.63 ERA (222 ER/760.0 IP) with 1,246 SO in 796 career games with CIN (2010-15), NYY (2016-22), CHC (2016), KC (2023), TEX (2023), and PIT (2024).

🔴 Is a 2-time World Series Champion (2016 Cubs, 2023 Rangers).

🔴 Is 1 of 4 relievers all-time to earn as many as 7 All-Star selections (see box on right).

🔴 Earned the 2019 Mariano Rivera Award as the AL's top relief pitcher.

🔴 Was named to the 2019 All-MLB Second Team.

🔴 Owns the highest SO/9.0 IP rate in Major League history (14.76; min. 100.0 IP).

🔴 Ranks 4th all-time in relief SO (see box on right).

🔴 Ranks 3rd among active pitchers with 335 saves. (see box on right)...Ranks 16th in MLB history.

🔴 Has thrown 8 of MLB's 11 pitches of at least 105.0 MPH during the Statcast Era (see box below).

🔴 Recorded an ERA of 4.00 or lower in 14 of his 15 ML seasons, including an ERA below 3.00 in 8 of them.

🔴 Owns a 2.37 ERA (13 ER/49.1 IP) with 10 saves and 68 SO in 44 career Postseason games...Since the start of 2017, owns a 1.86 Postseason ERA (6 ER/29.0 IP) in 26 games.

FUEGO

🔴 During the Statcast Era, Chapman has thrown 2,450 pitches of at least 100.0 MPH, 770 more than any other pitcher.

🔴 He is responsible for 8 of MLB's 11 pitches of 105.0+ MPH during the Statcast Era (see below).

MLB'S FASTEST PITCHES, STATCAST ERA (2015-24)

Rk.	Pitcher	Date	Velocity
1.	Aroldis Chapman	7/18/2016	105.7
2.	Ben Joyce	9/3/2024	105.5
3.	Aroldis Chapman	7/18/2016	105.4
4.	Aroldis Chapman	7/22/2016	105.2
T5.	Aroldis Chapman	7/22/2016	105.1
T5.	Aroldis Chapman	8/7/2024	105.1
T5.	Aroldis Chapman	7/18/2016	105.1
T5.	Aroldis Chapman	8/2/2016	105.1
T9.	Jordan Hicks	5/20/2018	105.0
T9.	Jordan Hicks	5/20/2018	105.0
T9.	Aroldis Chapman	7/23/2016	105.0

MOST ALL-STAR SELECTIONS, RELIEF PITCHERS

Rk.	Pitcher	All-Star Selections
1.	Mariano Rivera	13
2.	Craig Kimbrel	9
3.	Goose Gossage	8
4.	Aroldis Chapman	7

MOST STRIKEOUTS PER 9.0 INNINGS PITCHED, ALL-TIME

Rk.	Pitcher	SO/9.0 IP
1.	Aroldis Chapman	14.76
2.	Josh Hader	14.74
3.	Edwin Díaz	14.72

Min. 100.0 IP

MOST RELIEF STRIKEOUTS, ALL-TIME

Rk.	Pitcher	SO
1.	Hoyt Wilhelm	1,363
2.	Goose Gossage	1,340
3.	Craig Kimbrel	1,265
4.	Aroldis Chapman	1,246
5.	Lee Smith	1,225

MOST SAVES, ACTIVE PITCHERS

Rk.	Pitcher	Saves
1.	Kenley Jansen	447
2.	Craig Kimbrel	440
3.	Aroldis Chapman	335
4.	Edwin Díaz	225
5.	Raisel Iglesias	224

CHAPMAN'S JOURNEY

🔴 July 2009 - Defected from Cuba and established residence in the Principality of Andorra.

🔴 January 2010 - Signed with the Cincinnati Reds.

🔴 August 2010 - Made his MLB debut with CIN on 8/31 vs MIL.

🔴 April 2016 - Became an American citizen.

Additional Career Highlights

- Has thrown a fastball of 100.0 MPH or faster in each of his 15 seasons.
- Has recorded 100+ SO in a season 5 times (2012-15, 2023)...Is tied for the most career seasons with 100+ relief SO in MLB history (see box on right).
- Averaged 15.90 SO/9.0 IP in 2023, the highest mark ever by a pitcher in an age 35-or-older season (min. 50.0 IP).
- In 2021, ranked 2nd in MLB in SO/9.0 IP (15.50), 4th in SO% (39.9), 8th in relief SO (97, 5th in AL), and 9th in saves (30).
- Has recorded 30+ saves in 8 seasons: 2012-15 with CIN, 2016 with NYY/CHC, and 2018-19, '21 with NYY...Joined Mariano Rivera (15) and Dave Righetti (4) as the only pitchers to ever record 30+ saves in as many as 3 seasons with NYY.
- In 2019, ranked 2nd in the AL in saves (37).
- Named AL Reliever of the Month for May 2019 after recording 11 saves and posting an 0.79 ERA during the month.
- Named AL Reliever of the Month for August 2019, tossing 11.0 scoreless innings and recording 9 saves.
- Named AL Reliever of the Month for September 2017, throwing 12.0 scoreless innings with 6 saves and retiring 36 of his 41 batters faced.
- To begin 2016, served a 30-game suspension for violating MLB's Joint Domestic Violence, Sexual Assault and Child Abuse Policy
- In 2016, went 4-1 with 36 saves and a 1.55 ERA (10 ER/58.0 IP) in 59 games between the Yankees and Cubs... Was traded from NYY to CHC on 7/25 and helped the Cubs win their 1st World Series in 107 years...Signed back with NYY as a free agent after 2016.
- In 2015, led NL relievers in ERA (1.63) and SO (116).
- Received the 2015 Johnny Vander Meer Award as Cincinnati's Most Outstanding Pitcher, voted on by the local chapter of the BBWAA
- Began the 2014 season on the IL following surgery to insert a 3-inch titanium plate and 12 screws to stabilize the bones around his left eye...Was hit in the face by a line drive during a Spring Training game on 3/19.
- Set Major League records by a reliever in 2014 in SO/9.0 IP (17.67) and SO% (52.5).
- Tied his career high and ranked T-3rd in the NL in saves (38) in 2013.
- Finished 8th in 2012 NL Cy Young Award Voting and 12th in NL MVP voting.
- Did not allow an ER over his first 24 games (29.0 IP) of 2012, setting a Reds franchise record.
- Set a Reds franchise record with 27 consecutive save chances converted in 2012...Finished T-3rd in the NL in saves (38) despite not moving into a full-time closer role until 5/20.
- Ranked by *Baseball America* as the Reds' No. 1 prospect in 2011...Was ranked as baseball's No. 22 overall prospect in 2010 and No. 7 in 2011.
- Pitched for Cuba during the 2009 World Baseball Classic.
- Went 24-19 with a 3.74 ERA (136 ER/327.2 IP) and 365 SO in 76 games (63 starts) for Holguin of the Cuban National Series from 2006-09.
- Led the Cuban National Series with 100 SO in 2006 and 130 SO in 2008.

MOST SEASONS WITH 100+ STRIKEOUTS AS A RELIEVER

Rk.	Pitcher	Seasons
T1.	Dellin Betances	5
T1.	Aroldis Chapman	5
T1.	Rollie Fingers	5
T1.	Goose Gossage	5

MOST SEASONS WITH 30+ SAVES, MLB HISTORY

Rk.	Pitcher	Seasons
1.	Mariano Rivera	15
2.	Trevor Hoffman	14
3.	Lee Smith	19
T4.	Joe Nathan	9
T4.	Billy Wagner	9
T6.	Aroldis Chapman & 8 others	8

ALL-TIME POSTSEASON SAVES

Rk.	Pitcher	Saves
1.	Mariano Rivera	42
2.	Kenley Jansen	20
3.	Brad Lidge	18
4.	Dennis Eckersley	15
5.	Ryan Pressly	14
T6.	Jason Isringhausen	11
T6.	Robb Nenn	11
T8.	Aroldis Chapman	10
T8.	Craig Kimbrel	10

Postseason Career Highlights

- Ranks T-8th all-time in Postseason saves (8).
- Since the start of 2017, owns a 1.86 ERA (6 ER/29.0 IP) in 26 Postseason games...Has converted each of his last 6 Postseason save opportunities, dating back to 10/8/17, and has 6 holds during that span
- Among 20 pitchers who have pitched in as many as 35 Postseason games, his 2.37 ERA (13 ER/49.1 IP) ranks 6th.
- The team that Chapman has finished the season with has made the Postseason in 11 of his 15 Major League seasons, including 8 in a row from 2016-23.
- Pitched in 9 games for TEX en route to their 2023 World Series Championship...Posted a 2.25 ERA (2 ER/8.0 IP) with 6 SO.
- In the clinching Game 5 of the 2023 World Series, entered in the 6th inn. and retired 2 of his 3 batters faced.
- Pitched in 13 of CHC's 17 postseason games in 2016, going 2-0 with 4 saves, a 3.45 ERA and 21 SO.
- Recorded the final 5 outs in Game 6 of the 2016 National League Championship Series to clinch the Cubs' 1st World Series appearance since 1945.
- Threw a career-high 2.2 innings to earn a save in Game 5 of the 2016 World Series.
- Earned the win in Game 7 of the World Series to clinch the Cubs' first World Series title since 1908.

Aroldis Chapman, Continued

2024 Highlights

- 🔴 Made his 13th career Opening Day roster and 1st with PIT.
- 🔴 Led NL relievers with 98 SO, most ever by a Pirates left-handed reliever.
- 🔴 Recorded 14 saves and posted a 3.79 ERA (26 ER/61.2 IP) in 68 games for PIT...Tied his career high in games pitched (also 2012-13).
- 🔴 Ranked in MLB's 99th percentile in xAVG (.165) and SO% (37.1), as well as the 98th percentile in avg. fastball velocity (98.8 mph).
- 🔴 Recorded 2 SO on 6/19 at ATL, surpassing Billy Wagner (1,196) for most in Major League history by a left-handed reliever.
- 🔴 On 8/7 vs. SD, threw pitches at 105.1 MPH and 104.7 MPH, the 2 fastest pitches by a Pirates player since pitch tracking began in 2008.
- 🔴 Allowed only 1 HR in his final 45 games (44.1 IP), including from 8/3 through the end of the season (22 games, 21.0 IP).
- 🔴 Led the NL with 9 saves in September, tied for most in the Majors...Earned a save in each of his final 8 appearances.
- 🔴 Did not allow a run over his final 6 games from 9/15-28, tossing 5.2 innings over that span with 0 XBH and 0 BB.

Personal

- 🔴 Full name is Albertin Aroldis de la Cruz Chapman.
- 🔴 Defected from Cuba in July 2009 and established residence in the Principality of Andorra, making him a Major League free agent...With 181 square miles and an estimated population of 77,000, Andorra is the 5th-smallest nation in Europe...It is located in the eastern Pyrenees Mountains, bordered by Spain and France.
- 🔴 Became an American citizen in April 2016.

Aroldis Chapman's Career Record

YEAR	CLUB	W-L	ERA	G	GS	SV	IP	H	R	ER	HR	HB	BB	SO	SO/9	WHIP	AVG
2010	Louisville (AAA)	9-6	3.57	39	13	8	95.2	77	46	38	7	5	52	125	11.76	1.35	.218
	CINCINNATI	2-2	2.03	15	0	0	13.1	9	4	3	0	0	5	19	12.83	1.05	.196
2011	Carolina (AA)	1-1	6.14	5	2	0	7.1	5	5	5	1	0	6	11	13.50	1.50	.200
	Louisville (AAA)	0-1	11.12	4	1	0	5.2	9	7	7	0	0	2	9	14.29	1.94	.333
2012	CINCINNATI	4-1	3.60	54	0	1	50.0	24	21	20	2	2	41	71	12.78	1.30	.147
	CINCINNATI	5-5	1.51	68	0	38	71.2	35	13	12	4	4	23	122	15.32	0.81	.141
2013	CINCINNATI	4-5	2.54	68	0	38	63.2	37	18	18	7	3	29	112	15.83	1.04	.164
2014	Dayton (A+)	0-0	0.00	2	2	0	2.0	0	0	0	0	0	1	3	13.50	0.50	.000
	Louisville (AAA)	0-1	72.00	2	1	0	1.0	7	8	8	0	1	2	2	18.00	9.00	.700
2015	CINCINNATI	0-3	2.00	54	0	36	54.0	21	12	12	1	2	24	106	17.67	0.83	.121
	CINCINNATI	4-4	1.63	65	0	33	66.1	43	13	12	3	5	33	116	15.74	1.15	.181
2016	NEW YORK-AL	3-0	2.01	31	0	20	31.1	20	8	7	2	0	8	44	12.64	0.89	.179
	CHICAGO-NL	1-1	1.01	28	0	16	26.2	12	4	3	0	0	10	46	15.53	0.83	.132
2017	Trenton (AA)	0-0	13.50	1	1	0	0.2	0	1	1	0	0	2	2	27.00	3.00	.000
	NEW YORK-AL	4-3	3.22	52	0	22	50.1	37	20	18	3	3	20	69	12.34	1.13	.200
2018	NEW YORK-AL	3-0	2.45	55	0	32	51.1	24	15	14	2	5	30	93	16.31	1.05	.136
2019	NEW YORK-AL	3-2	2.21	60	0	37	57.0	38	18	14	3	1	25	85	13.42	1.11	.185
2020	NEW YORK-AL	1-1	3.09	13	0	3	11.2	6	4	4	2	1	4	22	16.97	0.86	.150
2021	NEW YORK-AL	6-4	3.36	61	0	30	56.1	36	23	21	9	3	38	97	15.50	1.31	.182
2022	Somerset (AA)	0-0	0.00	4	0	0	4.0	2	0	0	0	0	2	7	15.75	1.00	.154
	Scranton/Wilkes-Barre (AAA)	0-0	0.00	1	0	0	1.0	0	0	0	0	0	0	2	18.00	0.00	.000
2023	NEW YORK-AL	4-4	4.46	43	0	9	36.1	24	18	18	4	1	28	43	10.65	1.43	.188
	KANSAS CITY	4-2	2.45	31	0	2	29.1	16	10	8	0	0	20	53	16.26	1.23	.158
2024	TEXAS	2-3	3.72	30	0	4	29.0	21	14	12	4	1	16	50	15.52	1.28	.191
	PITTSBURGH	5-5	3.79	68	0	14	61.2	44	31	26	5	2	39	98	14.30	1.35	.198
Major League Totals		55-45	2.63	796	0	335	760.0	447	246	222	51	33	393	1246	14.76	1.11	.168
Minor League Totals		10-9	4.53	58	20	8	117.1	100	67	59	8	6	67	161	12.35	1.42	.228

TRANSACTIONS: Signed by the Cincinnati Reds as an non-drafted free agent, 1/11/10; Acquired by the New York Yankees from Cincinnati in exchange for RHP Caleb Cotham, RHP Rookie Davis, INF Eric Jagielo, and INF Tony Renda, 12/28/15; Acquired by the Chicago Cubs from the Yankees in exchange for INF Gleyber Torres, RHP Adam Warren, OF Billy McKinney, and OF Rashad Crawford, 7/26/16; Acquired by the Texas Rangers from Kansas City in exchange for LHP Cole Ragans, 7/1/23; **INJURED LIST:** Left shoulder inflammation, 5/16-6/23/2011; facial fractures, 3/30-5/9/2014; left knee tendinitis, 8/22-9/18/2018; COVID-19 related IL, 7/11-8/17/2020; left elbow inflammation, 8/7-17/2021; left achilles tendinitis, 5/24-6/30/2022; infected wound from recent tattoo, 8/27-9/15/2022

Postseason Record

	W-L	ERA	G	GS	SV	IP	H	R	ER	HR	HB	BB	SO	SO/9	WHIP	AVG
	3-4	2.37	44	0	10	49.1	35	16	13	4	3	21	68	12.41	1.14	.199

Wild Card Record

YEAR	CLUB	W-L	ERA	G	GS	SV	IP	H	R	ER	HR	HB	BB	SO	SO/9	WHIP	AVG
2017	NY Yankees	0-0	0.00	1	0	0	1.0	1	0	0	0	0	0	3	27.00	1.00	.250
2018	NY Yankees	0-0	0.00	1	0	0	1.0	1	0	0	0	0	0	2	18.00	1.00	.250
2020	NY Yankees	1-0	0.00	1	0	0	2.0	1	0	0	0	0	0	4	18.00	0.50	.143
2023	TEX Rangers	0-0	0.00	1	0	0	1.0	0	0	0	0	0	0	1	9.00	0.00	.000
Wild Card Totals		1-0	0.00	4	0	0	5.0	3	0	0	0	0	0	10	18.00	0.60	.167

Division Series Record

YEAR	CLUB	W-L	ERA	G	GS	SV	IP	H	R	ER	HR	HB	BB	SO	SO/9	WHIP	AVG
2010	CIN Reds	0-1	0.00	2	0	0	1.2	3	3	0	0	1	0	1	5.40	1.80	.300
2012	CIN Reds	0-0	3.00	3	0	0	3.0	2	1	1	0	0	2	3	9.00	1.33	.182
2016	CHC Cubs	0-0	2.70	4	0	3	3.1	3	1	1	0	0	1	7	18.90	1.20	.231
2017	NY Yankees	0-0	0.00	3	0	2	5.2	4	0	0	0	0	2	10	15.88	1.06	.190
2018	NY Yankees	0-0	0.00	2	0	0	2.0	0	0	0	0	0	1	2	9.00	0.50	.000
2019	NY Yankees	0-0	0.00	2	0	1	2.2	1	0	0	0	0	2	4	13.50	1.13	.111
2020	NY Yankees	0-1	3.38	2	0	1	2.2	1	1	1	1	0	1	4	13.50	0.75	.111
2023	TEX Rangers	0-0	0.00	2	0	0	1.2	1	0	0	0	0	4	2	10.80	3.00	.200
DS Totals		0-2	1.19	20	0	7	22.2	15	6	3	1	1	13	33	13.10	1.24	.181

League Championship Series Record

YEAR	CLUB	W-L	ERA	G	GS	SV	IP	H	R	ER	HR	HB	BB	SO	SO/9	WHIP	AVG
2016	CHC Cubs	1-0	3.86	4	0	0	4.2	3	2	2	0	0	3	3	5.79	1.29	.231
2017	NY Yankees	0-1	6.75	2	0	1	1.1	2	1	1	0	0	0	3	20.25	1.50	.333
2019	NY Yankees	0-1	6.75	3	0	1	2.2	1	2	2	1	0	2	5	16.88	1.13	.111
2023	TEX Rangers	0-0	2.45	4	0	0	3.2	4	1	1	1	1	0	1	2.45	1.09	.286
LCS Totals		1-2	4.38	13	0	2	12.1	10	6	6	2	1	5	12	8.76	1.22	.238

World Series Record

YEAR	CLUB	W-L	ERA	G	GS	SV	IP	H	R	ER	HR	HB	BB	SO	SO/9	WHIP	AVG
2016	CHC Cubs	1-0	3.52	5	0	1	7.2	5	3	3	1	1	2	11	12.91	0.91	.185
2023	TEX Rangers	0-0	5.40	2	0	0	1.2	2	1	1	0	0	1	2	10.80	1.80	.333
World Series Totals		1-0	3.86	7	0	1	9.1	7	4	4	1	1	3	13	12.54	1.07	.212

World Baseball Classic Record

YEAR	CLUB	W-L	ERA	G	GS	SV	IP	H	R	ER	HR	HB	BB	SO	SO/9	WHIP	AVG
2009	Cuba	0-1	5.68	2	2	0	6.1	6	4	4	0	0	4	8	11.37	1.58	.261

All-Star Game Record

YEAR	CLUB	W-L	ERA	G	GS	SV	IP	H	R	ER	HR	HB	BB	SO	SO/9	WHIP	AVG
2012	NL at KC	0-0	0.00	1	0	0	0.1	0	0	0	0	0	1	1	27.00	3.00	.000
2013	NL at NYM	0-0	0.00	1	0	0	1.0	0	0	0	0	0	1	1	9.00	1.00	.000
2014	NL at MIN	0-0	0.00	1	0	0	0.2	0	0	0	0	0	0	0	0.00	0.00	.000
2015	NL at CIN	0-0	0.00	1	0	0	1.0	0	0	0	0	0	0	3	27.00	0.00	.000
2018																	
2019	AL at CLE	0-0	0.00	1	0	1	1.0	0	0	0	0	0	0	3	27.00	0.00	.000
2021																	
All-Star Game Totals		0-0	0.00	5	0	1	4.0	0	0	0	0	0	2	8	18.00	0.50	.000

Career Single-Game Highs

INNINGS: 2.1, 7/9/16 at CLE; **STRIKEOUTS:** 5, 2x, last 7/19/15 vs. CLE; **HITS:** 4, 4x, last 9/7/24 vs. WSH-G2; **RUNS:** 4, 6x, last 9/7/24 vs. WSH-G2; **WALKS:** 4, 2x, last 8/17/14 at COL-G1; **HOME RUNS:** 2, 4x, last 5/26/24 vs. ATL; **SCORELESS INNINGS STREAK:** 28.1, 8/21/14-5/10/15; **EJECTIONS (1):** 4/15/24 at NYM (HP umpire Edwin Moscoso)

Major League Firsts

APPEARANCE: 8/31/10 vs. MIL (1.0 IP, entered to start the 8th inning); **STRIKEOUT:** 8/31/10 vs. MIL (Jonathan Lucroy, swinging); **WIN:** 9/1/10 vs. MIL (1.0 IP); **SAVE:** 7/6/11 at STL (1.0 IP)

50 KUTTER CRAWFORD

RHP



Bats: Right • **Throws:** Right • **Height:** 6-1 • **Weight:** 205

Opening Day Age: 28 • **MLB Service:** 2 years, 136 days

Born: 4/1/1996 in Stuart, FL

Acquired: Selected in the 16th round of the 2017 First-Year Player Draft

Contract Status: Signed through 2025

The Rundown

Is in his 9th professional season, all in the Red Sox organization...Is attending his 3rd consecutive ML Spring Training camp since joining the 40-man roster on 11/19/21.

Was the 491st overall selection in the 2017 MLB First-Year Player Draft (BOS, 16th round).

Made his ML debut in 2021 (1 start), then made the Red Sox' 2022, 2023, and 2024 Opening Day rosters.

Led the Red Sox and tied for the MLB lead in 2024 with a career-high 33 starts...Became the 6th player in franchise history to finish a season with at least a share of the MLB lead in starts (see box on right).

Completed his 1st full MLB season in 2023, going 6-8 with a 4.04 ERA (58 ER/129.2 IP) in 31 games (23 starts)...Led Red Sox pitchers in fWAR (2.4) and ranked 3rd in bWAR (2.5; Bello-3.1, Martin-3.2).

139 of his 160 professional outings have been starts, including 69 of his 86 with BOS...Owns a 4.69 ERA (185 ER/354.2 IP) in 69 career ML starts and a 3.35 ERA (14 ER/37.2 IP) in 17 relief appearances.

Has tossed 5.0+ innings in 46 of his 69 career starts, including 6.0+ IP in 27 of them and 7.0+ IP in 4.

Underwent Tommy John surgery after the 2019 season.

Additional Career Highlights

Is 4-2 with a 3.35 ERA (17 ER/45.2 IP) in 10 career games (8 starts) vs. NYY, including a 2.33 ERA (5 ER/19.1 IP) in 5 games (3 starts) at Yankee Stadium...Held the Yankees hitless until the 4th inning on 8/13/22 and until the 6th inning on 8/19/23...Also threw 7.0 scoreless innings at Yankee stadium on 7/7/24.

On 4/18/23 vs. MIN, pinch ran in the 10th inning and scored the tying run before a 5-4 walk-off victory...Was the 1st Red Sox pitcher to score a run at Fenway Park since Brian Johnson on 6/26/19 vs. CLE, and only the 5th since the AL introduced the DH in 1973.

Made his 1st Opening Day roster in 2022 after attending his 1st ML Spring Training...Was the only Red Sox player to make his 1st Opening Day roster in 2022.

Led 2022 Red Sox rookies in innings pitched (77.1).

Earned his 1st career win on 4/10/22 at NYY after tossing 2.0 scoreless innings in relief (4 H).

Added to the ML roster on 9/5/21 and made his debut that day vs. CLE as a starter (L, 2.0 IP, 5 R).

Ranked by *Baseball America* as one of the Red Sox' top prospects entering 2019 (No. 22) and 2022 (No. 15).

Was named a mid-season All-Star in 2018 with Single-A Greenville (South Atlantic League) and 2019 with High-A Salem (Carolina League).

MOST GAMES STARTED IN 2024

Rk.	Pitcher (Team)	GS
T1.	Dylan Cease (SD)	33
	Kutter Crawford (BOS)	33
	Logan Gilbert (SEA)	33
	Jake Irvin (WSH)	33
	George Kirby (SEA)	33
	Seth Lugo (KC)	33
	Aaron Nola (PHI)	33
	Logan Webb (SF)	33

RED SOX TO LEAD MLB IN STARTS

Pitcher	Season	GS
Wes Ferrell	1935	38
Wes Ferrell	1936	*38
David Price	2016	35
Eduardo Rodriguez	2019	*34
Nick Pivetta	2022	*33
Kutter Crawford	2024	*33

**Tied for MLB lead*

CRAWFORD WINS LOU GORMAN AWARD FOR PERSEVERANCE

After undergoing Tommy John surgery in 2019, Kutter worked his way back to the mound and made his MLB debut in 2021. He earned the Red Sox' **Lou Gorman Award**, given annually to a Red Sox minor league player who has demonstrated dedication and perseverance in overcoming obstacles while working his way to the Major League team.

In 2018, led Sox minor leaguers in strikeouts (157).

Has recorded 10+ SO in a game twice during his MiLB career: 5/8/19 with High-A Salem vs. Wilmington (11) and 7/10/21 with Double-A Portland vs. Hartford (10).

Pitched for Estrellas of the Dominican Winter League following the 2021 season (5 GS, 0.42 ERA, 21.1 IP, 1 ER).

2024 Highlights

- 🔴 Made his 3rd Opening Day roster (also 2022-23 BOS).
- 🔴 Led the Red Sox and tied for the MLB lead with a career-high 33 starts...Became the 6th player in franchise history to finish a season with at least a share of the MLB lead in starts.
- 🔴 Led the Sox with 183.2 IP and 175 SO, both career highs...Ranked 9th in the AL and 14th in MLB in innings.
- 🔴 Ranked 2nd on the Red Sox with a career-high 15 quality starts (Houck-19).
- 🔴 Tossed 5.0+ innings in 26 of his 33 starts, including 6.0+ innings in 18 of them and 7.0+ innings in 4.
- 🔴 Ranked 9th in the AL (15th in MLB) with a .223 opponent AVG (min. 150.0 IP)...Held LHH to a .207 AVG and .675 OPS, compared to a .240 AVG and .732 OPS vs. RHH.
- 🔴 Owned a 3.00 ERA (38 ER/114.0 IP) at the All-Star break, then posted a 6.59 ERA (51 ER/69.2 IP) after the break.
- 🔴 Allowed 34 HR, most in the Majors.

CRAWFORD'S 2024 BY MONTH

Month	ERA	GS	IP	HR
March/April	1.35	6	33.1	0
May	5.14	6	35.0	5
June	4.21	5	25.2	8
July	3.64	5	29.2	9
August	6.32	6	31.1	6
September	5.65	5	28.2	6

LOW FIVE

Crawford allowed just 3 R (2 ER) over his first 5 starts of 2024...He tied Roger Clemens in 1991 for the 3rd-lowest ERA (0.66) through 5 starts by any Red Sox in the Live Ball Era (since 1920), trailing only Lefty Grove in 1936 (0.21) and Dave Ferriss in 1945 (0.60).

🔴 He was the 2nd Red Sox pitcher ever to allow 1 or 0 R over 4.2+ innings in each of their first 5 starts, joining Dutch Leonard in 1914.

Game	Stats
3/30 at SEA	6.0 IP, 3 H, 1 R/0 ER
4/5 at LAA	4.2 IP, 2 H, R
4/10 vs. BAL	5.0 IP, 2 H, 0 R
4/15 vs. CLE	5.2 IP, 2 H, 0 R
4/20 at PIT	5.0 IP, 7 H, 1 R
Totals:	0.66 ERA, .163 opp. AVG, 0.99 WHIP

LOWEST ERA THROUGH FIRST 10 STARTS OF A SEASON, RED SOX 2000-2024

Rk.	Pitcher (Season)	ERA
1.	Pedro Martinez (2000)	1.05
2.	Pedro Martinez (2001)	1.60
3.	Josh Beckett (2011)	1.69
4.	Clay Buchholz (2013)	1.73
5.	Derek Lowe (2002)	2.12
6.	Kutter Crawford (2024)	2.17

2024 Timeline

- 🔴 2024 Spring Training: 5 G, 3.72 ERA (8 ER/19.1 IP), 18 SO, 2 BB, 19 H, 2 HR.
- 🔴 Started the Red Sox' 3rd game of the season on 3/30 at SEA (6.0 IP, 1 R/0 ER, 3 H, 1 BB, 7 SO)...Retired 15 of his final 16 batters faced (0-for-15, 1 BB).
- 🔴 In his 1st home start on 4/10 vs. BAL, tossed 5.0 scoreless innings and allowed just 2 hits.
- 🔴 Started on Patriots Day (4/15) vs. CLE and tossed 5.2 scoreless innings with 2 H, 0 BB and 6 SO.
- 🔴 Became the only pitcher in Red Sox history (excluding openers) to allow 1 or 0 runs and 3 or fewer hits in each of their first 4 starts of a season.
- 🔴 Of the 41 pitchers during the Live Ball Era (since 1920) to post a sub-0.50 ERA in their first 4 starts of the season, Crawford is the only one to not have been credited with a decision in any of the games.
- 🔴 Allowed 1 or 0 runs over 4.2+ IP in each of his first 5 starts of the season (see box on next page).
- 🔴 Recorded a career-long 51.2-inning homerless streak from 9/18/23 (2nd inning) through 5/1/24 (2nd inning).
- 🔴 From 9/30/23-4/20/24, recorded a 0.54 ERA (2 ER/33.1 IP) over 6 starts...Joined Chris Sale (2018) as the only Red Sox pitchers in the last 50 years to post an ERA that low over any 6-start span.
- 🔴 Tossed 6.0+ innings in a career-high 5 consecutive starts from 4/20-5/13, then tied that streak from 5/29-6/21.
- 🔴 Tied a career high with 9 SO on 6/16 vs. NYY (6.0 IP).
- 🔴 Recorded a career-long 15.0-inning scoreless streak from 7/2-13, including back-to-back scoreless starts of 7.0 innings on 7/7 at NYY and 7/13 vs. KC...Since 2020, the only other Red Sox pitcher to make back-to-back scoreless starts of 7.0+ IP was Nick Pivetta from 9/23-29/23.
- 🔴 Tossed 6.0+ innings in 13 of his 16 starts from 4/20-7/13, posting a 3.59 ERA (37 ER/92.2 IP) during that span.
- 🔴 Retired his first 16 batters faced on 8/13 vs. TEX and went on to earn the win (5.1 IP, 3 H, 4 R, BB, 4 SO).
- 🔴 Set a career high with 7.2 IP on 9/22 vs. MIN-G2 (8 H, 3 R, 7 SO, HB).
- 🔴 Went 1-7 over his final 8 starts of 2024 despite allowing 3 runs or fewer over 5.0+ innings in 6 of those starts.

CRAWFORD'S 2023 PITCH MIX

Pitch	Usage %
4-Seam	39.2
Cutter	28.2
Knuckle-Curve	11.9
Splitter	7.7
Sweeper	6.7
Slider	6.3

CRAWFORD'S 2024 PITCH MIX

Pitch	Usage % (+/-)
4-Seam	33.7 (-5.5)
Cutter	32.1 (+3.9)
Sweeper	18.5 (+11.8)
Splitter	8.6 (+1.9)
Knuckle-Curve	7.2 (-4.7)
Slider	0.0 (-6.3)

Kutter Crawford, Continued

2022 MID-SEASON STRETCH

In 2022, Kutter faced a Postseason team in 6 consecutive appearances (5 starts) from 7/4-8/2. During that stretch, he was 2-1 with a 2.38 ERA (9 ER/34.0 IP) and a 0.94 WHIP (27 H, 5 BB):

Game	Stats
7/4/22 vs. TB*	5.1 IP, 2 H, 0 R
7/9/22 vs. NYY	5.0 IP, 4 H, 1 R
7/14/22 at TB	6.0 IP, 6 H, 3 R
7/23/22 vs. TOR	6.0 IP, 5 H, 3 R
7/28/22 vs. CLE	5.2 IP, 3 H, 1 R
8/2/22 at HOU	6.0 IP, 7 H, 1 R

*Relief appearance

ONE OF A KIND

In 2023, Kutter became the 1st pitcher in Red Sox history to record as many as 4 outings of 6.0+ innings and 1 or 0 hits allowed in a single season.

🔥 He was 1 of 2 pitchers in MLB to record as many as 4 such outings during 2023, joining NL Cy Young Award winner Blake Snell.

Game	Stats
4/17/23 vs. LAA (relief)	6.1 IP, 1 H, 0 R
7/16/23 at CHC	6.0 IP, 1 H, 0 R
8/19/23 at NYY	6.0 IP, 1 H, 1 R
9/30/23 at BAL	6.0 IP, 1 H, 0 R

Personal

- 🔥 Full name is Kutter Martin Crawford.
- 🔥 Played baseball at Indian River State College (2015-16) and Florida Gulf Coast University (2017).
- 🔥 Selected to the All-Atlantic Sun Conference First Team in 2017...Ranked 8th in the NCAA with a 1.71 ERA, the 2nd-lowest in FGCU single-season history.
- 🔥 His 99 SO in 2017 were the most by any FGCU pitcher since Chris Sale (104 in 2009, 146 in 2010).
- 🔥 Held opponents to a team-best .194 AVG in 2017, the 3rd-best mark in FGCU single-season history at the time.
- 🔥 Graduated from Okeechobee (FL) High School.
- 🔥 His older brother, Jonathon, was selected by DET in the 1st round of the 2013 First-Year Player Draft (No. 20 overall).

FLORIDA GULF COAST UNIVERSITY ALUMNI IN THE MAJORS

Player	Pos.	Seasons
Casey Coleman	RHP	2010-14
Chris Sale	LHP	2010-23
Jacob Barnes	RHP	2016-23
Richard Bleier	LHP	2016-23
Jake Noll	INF	2019-20
Devin Smeltzer	LHP	2019-23
Kutter Crawford	RHP	2021-23

Kutter returned to the FGCU campus to participate in the program's first-ever alumni game on 1/15/22. He told NBC2 in Southwest Florida, "I wouldn't be where I was without FGCU."

🔥 Along with teammates, Kutter threw bullpen and live batting practice sessions to members of the FGCU baseball team in February 2022 as Major League players were not allowed to train at team facilities.

Kutter Crawford's Career Record

YEAR	CLUB	W-L	ERA	G	GS	SV	IP	H	R	ER	HR	HB	BB	SO	SO/9	WHIP	AVG
2017	Lowell (A-)	0-0	0.00	1	1	0	1.0	1	0	0	0	0	1	2	18.00	2.00	.250
2018	Greenville (A)	5-4	2.96	21	21	0	112.1	104	45	37	6	7	34	120	9.61	1.23	.243
	Salem (A+)	2-3	4.31	6	6	0	31.1	28	15	15	0	2	14	37	10.63	1.34	.239
2019	Salem (A+)	4-5	3.39	14	14	0	69.0	68	29	26	5	5	30	77	10.04	1.42	.262
	Portland (AA)	1-3	4.19	5	5	0	19.1	19	10	9	2	0	15	23	10.71	1.76	.271
2020		Did Not Play															
2021	Portland (AA)	3-2	3.30	10	10	0	46.1	33	17	17	7	0	5	64	12.43	0.82	.200
	Worcester (AAA)	3-4	5.21	10	9	0	48.1	49	29	28	5	3	15	67	12.48	1.32	.259
	BOSTON	0-1	22.50	1	1	0	2.0	5	5	5	1	0	2	2	9.00	3.50	.556
2022	BOSTON	3-6	5.47	21	12	0	77.1	81	49	47	12	2	29	77	9.00	1.42	.269
	Worcester (AAA)	1-0	5.18	6	4	0	24.1	29	16	14	5	1	6	23	8.60	1.44	.282
2023	BOSTON	6-8	4.04	31	23	0	129.1	107	59	58	17	5	36	135	9.39	1.11	.221
	Worcester (AAA)	1-0	3.00	1	0	0	3.0	3	1	1	1	0	0	4	12.00	1.00	.250
2024	BOSTON	9-16	4.36	33	33	0	183.2	155	97	89	34	9	51	175	8.58	1.12	.223
Major League Totals		18-31	4.56	86	69	0	392.1	348	210	199	64	16	118	389	8.92	1.19	.234
Minor League Totals		20-21	3.73	74	70	0	355.0	334	162	147	31	18	120	417	10.57	1.28	.248

TRANSACTIONS: Signed as a 16th-round selection in the 2017 First-Year Player Draft (signed by Willie Romyay); **INJURED LIST:** Right shoulder impingement, 9/1/2022 through remainder of season; Left hamstring strain, 5/4-18/2023

Career Single-Game Highs

INNINGS: 7.2, 9/22/24 vs. MIN-G2; **STRIKEOUTS:** 9, 2x, last 6/16/24 vs. NYY; **HITS:** 11, 8/19/22 at BAL; **RUNS:** 9, 8/19/22 at BAL; **WALKS:** 5, 4/18/22 vs. MIN; **HOME RUNS:** 5, 7/21/24 at LAD; **SCORELESS INNINGS STREAK:** 15.0, 7/2-13/24; **EJECTIONS (1):** 5/6/23 at PHI (3B umpire Doug Eddings)

Major League Firsts

APPEARANCE: 9/5/21 vs. CLE (2.0 IP, start); **STRIKEOUT:** 9/5/21 vs. CLE (Bradley Zimmer, swinging); **WIN:** 4/10/22 at NYY (2.0 IP); **SAVE:** N/A

64 COOPER CRISWELL

RHP



Bats: Right • **Throws:** Right • **Height:** 6-6 • **Weight:** 215

Opening Day Age: 28 • **MLB Service:** 1 year, 117 days

Born: 7/24/1996 in Carrollton, GA

Acquired: Signed as a free agent on 12/13/2023

Contract Status: Signed through 2025

Career Highlights

- Is in his 7th professional season, his 2nd with the Red Sox organization since being signed as a free agent on 12/13/23.
- Selected by LAA in the 13th round of the 2018 First-Year Player Draft (No. 391 overall).
- Has pitched in the Majors in each of the last 4 seasons... Made 1 start in 2021 (LAA) and in 2022 (TB) and 10 relief appearances in 2023 (TB), then pitched in a career-high 26 games (18 starts) for the Red Sox in 2024.
- Has started in 93 of his 129 professional outings, including 20 of his 38 in the Majors.
- Ranked 2nd among qualified 2024 AL rookies in ERA (4.08).
- Named International League Pitcher of the Week for 7/1-7/24...Named Southern League Pitcher of the Week for 6/14-20/21.
- Started the 2022 International League Championship Game and pitched 3.0 scoreless innings in a 13-0 win for Durham.

2024 Highlights

- Completed his 1st season with the Red Sox, split between BOS (26 G/18 GS) and Triple-A Worcester (5 GS).
- Allowed 3 ER or fewer in 16 of his 18 MLB starts (2 ER or fewer in 14 of them)...9 of his starts were at least 5.0 IP.
- The Red Sox went 12-6 in his starts...The team's .667 win percentage in his starts was tied for the best by any Sox starter (also Brayan Bello, 20-10) (min. 5 starts).
- Ranked 3rd-fastest among all MLB pitchers in tempo with the bases empty (11.6 seconds/pitch), trailing only SF's Landen Roupp (11.3 s) and CIN's Brent Suter (11.1 s).
- Also made 5 starts for Worcester, going 2-2 with a 1.40 ERA (4 ER/25.2 IP) and 23 SO.

FAMILIAR FACES

Prior to signing with the Red Sox, Criswell trained with Red Sox RHPs Garrett Whitlock and Richard Fitts at Tinsley Performance in Pelham, AL.

From MassLive.com on 12/29/23:

One day a couple years ago, Whitlock was walking his dog at the local dog park when he spotted a 6-foot-6, athletic looking guy wearing team-issued Angels gear and asked if he played professionally. The pair got to talking and realized that without knowing it, the two minor league pitchers lived just a couple streets apart. They began playing catch at the park together during the winter before Whitlock eventually recruited Criswell to join the Tinsley crew.

CRISWELL'S STARTER/RELIEVER SPLITS

Stat	Starter	Reliever
Innings	85.0	14.1
ERA	3.49	7.53
WHIP	1.24	2.02
AVG	.256	.361
SO/BB	67/24	6/7

CRISWELL'S RANKINGS AMONG 2024 AL ROOKIES

Stat	Rank
*4.08 ERA	2nd
*.545 win%	2nd
18 Starts	8th
99.1 IP	7th
6 Wins	T-5th
*1.35 WHIP	7th
*.273 opp. AVG	8th

**Among qualified AL rookies*

MOST RECENT RED SOX ROOKIES TO MAKE 18+ STARTS IN A SEASON

Pitcher	Season	Starts
Cooper Criswell	2024	18
Eduardo Rodriguez	2015	21
Daisuke Matsuzaka	2007	32
Brian Rose	1999	18
Jeff Suppan	1997	22
Aaron Sele	1993	18

LIKE FATHER, LIKE SON

Cooper's father, Tim, was selected by the Dodgers out of Georgia Perimeter College in the 3rd round of the Secondary Phase of the 1983 June Draft. He played 5 minor league seasons in the Dodgers and Braves systems, going 9-2 with a 3.59 ERA in 34 games (12 starts) on the mound while also batting .270 in 891 PA, primarily as a catcher.

Cooper
Criswell

Cooper Criswell, Continued

2024 Timeline

🔴 Spring Training: 6 G, 2.95 ERA (6 ER/18.1 IP), 17 SO, 3 BB, 16 H, HR.

🔴 Began the season with Worcester...Started 2 games for the WooSox, going 5.0+ IP in each and allowing 8 hits and just 1 run overall (0.87 ERA; 1 ER/10.1 IP).

🔴 Was recalled by BOS on 4/13...The Red Sox won each of his first 5 starts of the season...In those 5 starts (4/13-5/11), posted a 1.93 ERA (5 ER/23.1 IP) and 0.94 WHIP.

🔴 On 4/24 at CLE, pitched 5.0 scoreless innings with just 3 hits allowed (3 SO, 0 BB)...It marked his 1st career win as a starting pitcher.

🔴 Made his 2nd consecutive scoreless start on 4/30 vs. SF (5.0 IP, 2 H, BB, 4 SO).

🔴 Struck out a career-high 9 batters on 5/11 vs. WSH.

🔴 Allowed a career-high 7 runs on 5/27 at BAL (4.0 IP).

🔴 Earned the win on 6/1 vs. DET (5.0 IP, R, 4 H, BB, 5 SO).

🔴 Was optioned to Worcester on 6/18...Posted a 1.76 ERA (3 ER/15.1 IP) in 3 starts for the WooSox.

🔴 Was named International League Pitcher of the Week for 7/1-7, tossing 6.0 scoreless innings on 7/6 at SYR.

🔴 Recalled on 7/12 and made the start that night vs. KC... Pitched 6.0 innings and threw a career-high 104 pitches, allowing 5 ER on a career-high 9 hits.

🔴 In his following start on 7/23 at COL, recorded his 1st career quality start...Allowed 0 runs in a career-high 7.0 IP (5 H, BB, 4 SO)...Joined Derek Lowe (6/17/04) as the only Red Sox to throw 7.0+ scoreless innings at Coors Field.

🔴 Was moved to bullpen on 7/28 and pitched that night vs. NYY (1.0 IP, 2 H, R, SO).

🔴 Tossed 3.0 scoreless innings on 7/30 vs. SEA, retiring all 9 batters faced.

🔴 Placed on the COVID-19 Related IL on 8/9 (retro to 8/8) and was reinstated on 8/16...Made an appearance that night vs. BAL, allowing 6 runs on 9 hits over 3.1 innings (career-high 4 BB).

🔴 Moved back to the rotation on 8/21...In his final 5 starts from 8/21-9/12, posted a 2.01 ERA (5 ER/22.1 IP).

🔴 Pitched 4.0 perfect innings on 9/1 at DET (5 SO).

🔴 Allowed just 1 run over 5.1 IP on 9/12 at NYY.

🔴 Pitched in relief in his final 2 outings of the season (9/18 at TB and 9/20 vs. MIN).

🔴 Was optioned to Worcester on 9/21 and remained with the club for the rest of the season...Did not make an appearance for the WooSox prior to the end of the year.

Personal

🔴 Full name is Cooper Timothy Criswell ("CRISS-well").

🔴 Pitched at Southern Union State Community College (2016-17) and the University of North Carolina (2018).

🔴 Graduated from Carrollton (GA) High School.

Cooper Criswell's Career Record

YEAR	CLUB	W-L	ERA	G	GS	SV	IP	H	R	ER	HR	HB	BB	SO	SO/9	WHIP	AVG
2019	Inland Empire (A+)	4-8	4.60	25	21	0	117.1	133	69	60	10	10	35	111	8.51	1.43	.289
2020							Did Not Play										
2021	Rocket City (AA)	6-4	3.71	12	12	0	70.1	68	33	29	9	4	8	85	10.88	1.08	.245
	Salt Lake (AAA)	3-5	6.51	9	9	0	47.0	57	35	34	8	9	12	43	8.23	1.47	.302
	LOS ANGELES-AL	0-1	20.25	1	1	0	1.1	6	3	3	0	0	0	0	0.00	4.50	.600
2022	ACL Angels (R)	0-0	2.08	5	5	0	13.0	11	3	3	0	1	2	19	13.15	1.00	.224
	Rocket City (AA)	0-1	7.20	1	1	0	5.0	6	4	4	1	0	2	5	9.00	1.60	.300
	Durham (AAA)	2-1	4.17	11	3	0	36.2	31	19	17	3	1	6	33	8.10	1.01	.226
	TAMPA BAY	0-0	2.70	1	1	0	3.1	2	1	1	0	0	1	4	10.80	0.90	.167
2023	Durham (AAA)	4-4	3.93	23	17	2	84.2	87	47	37	8	10	23	80	8.50	1.30	.260
	TAMPA BAY	1-1	5.73	10	0	0	33.0	40	23	21	6	4	11	27	7.36	1.55	.296
2024	Worcester (AAA)	2-2	1.40	5	5	0	25.2	21	7	4	0	5	8	23	8.06	1.13	.223
	BOSTON	6-5	4.08	26	18	0	99.1	103	52	45	10	7	31	73	6.61	1.35	.273
Major League Totals		7-7	4.60	38	20	0	137.0	151	79	70	16	11	43	104	6.83	1.42	.283
Minor League Totals		21-25	4.23	91	73	2	399.2	414	217	188	39	40	96	399	8.98	1.28	.265
Red Sox Totals		6-5	4.08	26	18	0	99.1	103	52	45	10	7	31	73	6.61	1.35	.273

TRANSACTIONS: Signed by the Los Angeles Angels as a 13th-round selection in the 2018 First-Year Player Draft (signed by Chris McAlpin); Claimed off waivers by the Tampa Bay Rays, 7/16/2022; Signed by the Boston Red Sox as a free agent, 12/13/2023; **INJURED LIST:** Right shoulder soreness, 4/4-7/16/2022; COVID-19 related IL, 8/9-16/2024

Career Single-Game Highs

INNINGS: 7.0, 7/23/24 at COL; **STRIKEOUTS:** 9, 5/11/24 vs. WSH; **HITS:** 9, 2x, last 8/16/24 at BAL; **RUNS:** 7, 8/16/24 at BAL; **WALKS:** 4, 8/16/24 at BAL; **HOME RUNS:** 2, 2x, last 5/11/24 vs. WSH; **SCORELESS INNINGS STREAK:** 12.2, 4/24-5/5/24; **EJECTIONS (0)**

Major League Firsts

APPEARANCE: 8/27/21 vs. SD (1.1 IP, start); **STRIKEOUT:** 9/12/22 at TOR (Vladimir Guerrero Jr., swinging); **WIN:** 5/26/23 vs. LAD (4.0 IP); **SAVE:** N/A

35 GARRETT CROCHET

LHP

Bats: Left • **Throws:** Left • **Height:** 6-6 • **Weight:** 260
Opening Day Age: 25 • **MLB Service:** 4 years, 28 days
Born: 6/21/1999 in Ocean Springs, MS
Acquired: From the Chicago White Sox in a 5-player trade on 12/11/2024
Contract Status: Signed through 2025



The Rundown

- Is in his 6th professional season, his 1st with the Red Sox.
- Was acquired from the White Sox on 12/11/24 in exchange for C Kyle Teel, OF Braden Montgomery, INF Chase Meidroth, and RHP Wikelman Gonzalez.
- Earned his 1st All-Star selection in 2024.
- Named 2024 AL Comeback Player of the Year.
- Served as a full-time starter in 2024 after pitching in relief during his first 3 Major League seasons.
- Among pitchers to make at least 30 starts in 2024, ranked 1st in SO% (35.1) and SO/9.0 IP (12.88), 2nd in FIP (2.69), and 3rd in SO/BB (6.33).
- Is the only pitcher since at least 1901 to record 200+ SO and 33 or fewer walks over his first 32 career starts.
- Has not allowed a run in 4 career Postseason appearances, all in relief (3.0 IP, 5 H, BB, 6 SO).
- Was selected by CWS in the first round (No. 11 overall) of the 2020 First-Year Player Draft and made his professional debut in the Majors that September...Tossed 6.0 scoreless innings with 8 SO and 0 BB in 5 games while holding opponents to 3-for-21 (.143 AVG).

Additional Career Highlights

- Posted a 2.71 ERA (22 ER/73.0 IP) with 85 SO in 72 relief appearances over his first 3 Major League seasons (2020-23, did not pitch in 2022).
- In 2021, his 1st full season, posted a 2.82 ERA (17 ER/54.1 IP) with 65 SO in 54 games...Posted the 3rd-lowest HR/9.0 IP mark in the AL (0.33, 2 total HR).
- Tossed 16.0 consecutive scoreless innings from 4/18-6/14/24...Allowed just 9 hits (8 singles) and struck out 20 batters during that span.
- In his 2020 debut season, threw 45 of his 85 pitches (52.9%) at 100.0+ MPH, the 2nd-highest total in the Majors (1st: Brusdar Graterol-47).
- Did not allow a walk or XBH to the 22 batters he faced in 2020.
- Became the 1st player from the 2020 draft class to debut and the 1st MLB pitcher to debut in his draft year since KC's Brandon Finnegan in 2014 and the 1st to debut without appearing in a minor league game since CIN's Mike Leake in 2010.
- Entered 2021 ranked by *Baseball America* as the White Sox' No. 4 prospect and possessing the best fastball and best slider in the organization.
- Ranked by MLB.com as baseball's No. 56 overall prospect and No. 6 LHP prospect entering 2021.
- Underwent Tommy John surgery on 4/5/22...The procedure was performed by Dr. James Andrews.

MOST STRIKEOUTS PER 9.0 INNINGS PITCHED, SINGLE SEASON

Rk.	Pitcher (Year)	SO/9.0 IP
1.	Gerrit Cole (2019)	13.82
2.	Spencer Strider (2023)	13.55
3.	Randy Johnson (2001)	13.41
4.	Chris Sale (2017)	12.93
5.	Garrett Crochet (2024)	12.88

min. 30 starts

2024 MLB STRIKEOUT LEADERS

Rk.	Pitcher	SO
1.	Tarik Skubal	228
2.	Chris Sale	225
T3.	Dylan Cease	225
T3.	Zack Wheeler	225
5.	Cole Ragans	223
6.	Logan Gilbert	220
7.	Garrett Crochet	209

CROCHET'S 2024 MLB PERCENTILE RANKINGS

Stat	Percentile
Fastball run value (21)	99th
SO% (35.1)	98th
Chase % (33.5)	93rd
Whiff % (33.1)	93rd
Extension (7.1 ft)	93rd
Avg. fastball velocity (97.2 MPH)	92nd
Expected ERA (2.85)	91st
Expected AVG (.204)	89th
BB% (5.5)	87th

CROCHET'S 2024 AL RANKINGS

Stat	Rk.
12.88 SO/9.0 IP	1st
6.33 SO/BB	3rd
.271 opponent OBP	5th
32 starts	T-5th
1.07 WHIP	6th
2.03 BB/9.0 IP	2.03
.222 opponent AVG	9th
.642 opponent OPS	10th

min. 140.0 IP

Garrett Crochet

Garrett Crochet, Continued

2024 Highlights

- 🔥 Made his 2nd career Opening Day roster (also 2021 with CWS).
- 🔥 Earned his 1st career All-Star selection.
- 🔥 Ranked 4th in the AL and 7th in MLB with 209 SO in just 146.0 innings...Among pitchers to throw at least 140.0 innings, ranked 1st in SO/9.0 IP (12.88), 3rd in SO/BB (6.33), and 5th in opponent OBP (.271).
- 🔥 Became the 24th player in White Sox history and 8th left-hander to record 200 SO in a season... Reached the milestone in the fewest innings (140.1) in club history and fewest by an AL player since 2019 (Gerrit Cole-133.1; Chris Sale-137.2).
- 🔥 Held opponents to a .222 AVG (123-for-555), including .202 with RISP (22-for-109) and .157 (8-for-51) with RISP and 2 outs.
- 🔥 Went 6-6 with a 3.02 ERA (36 ER/107.1 IP) and 150 SO in 20 starts before the All-Star break, tied with Dylan Cease (2022) for 2nd-most in White Sox history.
- 🔥 Named AL Pitcher of the Month for June, posting a 1.91 ERA (8 ER/37.2 IP) with 56 SO in 6 starts.

2024 Timeline

- 🔥 Made his 1st career start on Opening Day vs. DET (6.0 IP, 5 H, 8 SO)...Was the White Sox' youngest Opening Day starter since Chris Sale (24 years, 2 days in 2013).
- 🔥 Recorded his 1st career 10-strikeout game on 4/13 vs. CIN (4.2 IP, 4 H, 5 R, 3 BB, 10 SO, HB).
- 🔥 Allowed 3 R or fewer in 15 consecutive starts from 4/29-7/23, the longest streak by a White Sox pitcher since Mark Buehrle in 2011 (18).
- 🔥 In 12 starts from 4/29-6/30, went 5-2 with a 1.63 ERA (13 ER/71.2 IP), .181 opponent AVG (47-for-259), and 101 SO...Recorded 9 quality starts during that span and collected 10+ SO in 5 of those games.
- 🔥 Posted a 0.93 ERA (3 ER/29.0 IP) in 5 starts during May.
- 🔥 Recorded a 1.91 ERA (8 ER/37.2 IP) in 6 June starts.
- 🔥 Tossed a career-high 24.0 consecutive scoreless innings from 5/10-26.
- 🔥 Earned the win in 4 consecutive starts from 5/5-21, allowing just 1 R over 23.0 IP.
- 🔥 Recorded career highs in innings (7.0) and SO (13) on 6/13 at SEA...Allowed just 1 R on 2 H.
- 🔥 Tossed a scoreless 4th inning in the 2024 All-Star Game at Globe Life Field (1.0 IP, H, SO).
- 🔥 Did not pitch into the 5th inning in any of his 12 starts after the All-Star break.
- 🔥 Struck out 47 batters over 27.2 IP in his final 9 starts of the season.
- 🔥 Recorded 9 SO over just 4.0 IP on 8/16 at HOU.

CROCHET'S 10-STRIKEOUT GAMES

Game	Stats
4/13/24 vs. CIN	4.2 IP, 3 BB, 10 SO
5/10/24 vs. CLE	6.0 IP, 0 BB, 11 SO
5/26/24 vs. BAL	6.0 IP, 1 BB, 11 SO
6/7/24 vs. BOS	6.0 IP, 2 BB, 10 SO
6/13/24 at SEA	7.0 IP, 2 BB, 13 SO
6/30/24 vs. COL	7.0 IP, 0 BB, 11 SO

CROCHET'S MAY 2024

Game	Stats
5/5 at STL	6.0 IP, 1 R
5/10 vs. CLE	6.0 IP, 0 R
5/15 vs. WSH	5.0 IP, 0 R
5/21 at TOR	6.0 IP, 0 R
5/26 vs. BAL	6.0 IP, 2 R
Totals:	4-1, 0.93 ERA, 5 BB, 38 SO

CROCHET'S JUNE 2024

Game	Stats
6/1 at MIL	6.0 IP, 1 R
6/7 vs. BOS	6.0 IP, 2 R/1 ER
6/13 at SEA	7.0 IP, 1 R
6/19 vs. HOU	6.0 IP, 3 R
6/24 vs. LAD	5.2 IP, 0 R
6/30 vs. COL	7.0 IP, 2 R
Totals:	1-1, 1.91 ERA, 6 BB, 56 SO

Personal

- 🔥 Full name is Garrett Nolan Crochet.
- 🔥 Is a 2017 graduate of Ocean Springs High School (MS).
- 🔥 Was originally selected by MIL in the 34th round of the 2017 First-Year Player Draft, but opted to attend the University of Tennessee.
- 🔥 Pitched 3 seasons for the Volunteers, going 10-9 with 13 saves, a 4.64 ERA (68 ER/132.0 IP), and 139 SO in 36 games (13 starts).
- 🔥 Was named a 2020 preseason First-Team All-American by *Baseball America*...Made just 1 start as a junior in 2020, tossing 3.2 scoreless innings with 6 SO before the season was cancelled due to the COVID-19 pandemic.
- 🔥 Attended Red Sox Fenway Fest in January 2025, signing autographs and posing for pictures with fans.

Garrett Crochet's Career Record

YEAR	CLUB	W-L	ERA	G	GS	SV	IP	H	R	ER	HR	HB	BB	SO	SO/9	WHIP	AVG
2020	CHICAGO-AL	0-0	0.00	5	0	0	6.0	3	0	0	0	1	0	8	12.00	0.50	.143
2021	CHICAGO-AL	3-5	2.82	54	0	0	54.1	42	22	17	2	1	27	65	10.77	1.27	.213
2022							Did Not Pitch										
2023	Birmingham (AA)	0-0	6.00	6	0	0	6.0	6	4	4	0	0	4	11	16.50	1.67	.261
	Charlotte (AAA)	0-0	2.84	6	0	0	6.1	4	2	2	0	1	2	13	18.47	0.95	.174
	CHICAGO-AL	0-2	3.55	13	0	0	12.2	12	6	5	1	1	13	12	8.53	1.97	.255
2024	CHICAGO-AL	6-12	3.58	32	32	0	146.0	123	61	58	18	5	33	209	12.88	1.07	.222
Major League Totals		9-19	3.29	104	32	0	219.0	180	89	80	21	8	73	294	12.08	1.16	.220
Minor League Totals		0-0	4.38	12	0	0	12.1	10	6	6	0	1	6	24	17.51	1.30	.217

TRANSACTIONS: Selected by the Milwaukee Brewers in the 34th round of the 2017 First-Year Player Draft (did not sign); signed by the Chicago White Sox as a first-round selection (No. 11 overall) in the 2020 First-Year Player Draft; **INJURED LIST:** Upper back strain, 4/26-5/6/21; torn left ulnar collateral ligament, 4/4/2022 through end of 2022 season; recovery from Tommy John surgery, 3/27-5/16/2023; left shoulder inflammation, 6/17-9/19/2023

Career Single-Game Highs

INNINGS: 7.0, 3x, last 6/30/24 vs. COL; **STRIKEOUTS:** 13, 6/13/24 at SEA; **HITS:** 9, 2x, last 8/9/24 vs. CHC; **RUNS:** 7, 2x, last 8/9/24 vs. CHC; **WALKS:** 4, 2x, last 8/3/24 at MIN; **HOME RUNS:** 4, 8/9/24 vs. CHC; **SCORELESS INNINGS STREAK:** 15.0, G1 4/18-6/11/21; **EJECTIONS (0)**

Major League Firsts

APPEARANCE: 9/18/20 at CIN (1.0 IP, entered to start the 6th inning); **STRIKEOUT:** 9/18/20 at CIN (Brian Goodwin, looking); **WIN:** 5/11/21 vs. MIN (0.2 IP); **SAVE:** N/A

11 RAFAEL DEVERS

3B

Bats: Left • **Throws:** Right • **Height:** 6-0 • **Weight:** 245

Opening Day Age: 28 • **MLB Service:** 7 years, 70 days

Born: 10/24/1996 in Sánchez, Samaná, DR

Acquired: Signed as an international free agent on 8/9/2013

Contract Status: Signed through 2033



The Rundown

- 🔥 Nicknamed "Carita" (baby face).
- 🔥 Signed by the Red Sox at 16 years old on 8/9/13...On 1/11/23, signed a 10-year contract extension that spans the 2024-33 seasons.
- 🔥 Made his MLB debut in July 2017, at only 20 years old, then was the Red Sox' Opening Day starter at 3B in each of his first 7 full seasons (2018-24).
- 🔥 Won the 2018 World Series title with the Red Sox.
- 🔥 Finished in the top 20 in AL MVP voting in 2019 (12th), 2021 (11th), 2022 (14th), and 2023 (18th).
- 🔥 Is a 3-time All-Star...Was selected and did not play in 2024...Was the AL's starting 3B in 2021 and 2022... Became the 1st Red Sox player to start consecutive All-Star Games at 3rd base since Wade Boggs (1986-92).
- 🔥 Earned a Silver Slugger Award at 3B in 2021 and 2023.
- 🔥 Named Red Sox team MVP in 2021 and 2022.
- 🔥 Holds the Red Sox record for HR hit as a 3rd baseman (195)...Holds BOS single-season records for a 3rd baseman in HR (38), doubles (54), XBH (90), and total bases (359).
- 🔥 Is the only player ever to lead the Red Sox outright in RBI in 5 consecutive seasons (2020-24).
- 🔥 Is the youngest player in Red Sox history with 200+ hits in a season (201 in 2019, 22 years old) and with 50+ doubles in a season (54 in 2019).
- 🔥 He and Babe Ruth are the only Red Sox ever to bat in the Postseason prior to turning 21 years old.

MOST GAMES PLAYED AT 3RD BASE, RED SOX HISTORY

Rk.	Player	Games
1.	Wade Boggs	1,521
2.	Frank Malzone	1,335
3.	Rafael Devers	951

WHY CARITA?

"It was during a night where we were giving out nicknames, and I was always smiling," Devers said on NESN's *My Story*. "Back in the Dominican Republic, the guys in my hometown where I was raised, and we were giving each other nicknames one night, and I remember there was a friend of mine and we called him Mimi, and Mimi called me Carita. And the next day I get up and my friends were calling me, 'Carita, Carita, are you gonna play?' And I was like, 'How come Carita?' And since then, I've been called Carita."

RAFAEL DEVERS' MLB RANKINGS, 2019-2024

Stat	AL	MLB
398 XBH	1st	1st
1,639 total bases	1st	2nd
217 doubles	1st	2nd
542 RBI	2nd	5th
169 HR	2nd	8th
523 runs	2nd	6th
891 hits	3rd	5th
801 games	4th	T-16th

DEVERS' TEAM RANKINGS, 2019-2024

Stat	2019	2020	2021	2022	2023	2024
G	1st	1st	1st	3rd	1st	3rd
XBH	1st	1st	1st	1st	1st	2nd
TB	1st	1st	1st	1st	1st	2nd
H	1st	T-2nd	1st	3rd	1st	2nd
HR	3rd	T-1st	1st	1st	1st	2nd
RBI	2nd	1st	1st	1st	1st	1st
Runs	2nd	T-3rd	1st	T-1st	1st	2nd

Rafael's contract extension spans the 2024-33 seasons. If he played out the entirety of that contract, the 2033 season would be his 17th with the Red Sox.

MOST SEASONS WITH THE RED SOX

Rk.	Player	Years
1.	Carl Yastrzemski	23 (1961-83)
T2.	Dwight Evans	19 (1972-90)
T2.	Ted Williams	19 (1939-42, '46-60)
4.	Tim Wakefield	17 (1995-2011)
5.	Jim Rice	16 (1974-89)
6.	Jason Varitek	15 (1997-2011)
T7.	Bobby Doerr	14 (1937-44, '46-51)
T7.	David Ortiz	14 (2003-16)
T7.	Dustin Pedroia	14 (2006-19)

COMING OUT PARTY

In the Red Sox' 3-2 win on 8/13/17 at NYY, Devers tied the game at 2-2 in the 9th inning by hitting a solo home run off Aroldis Chapman. The pitch was measured at 102.8 miles per hour, at the time the fastest that had been hit for a HR in the Statcast era (2008-present).

Additional Career Highlights

- Named to the 2021 All-MLB Second Team.
- Named the Red Sox winner of the Heart and Hustle Award by the Major League Baseball Players Alumni Association in 2019, '21, and '22.
- Is the 4th player to make at least 7 Opening Day starts at 3rd base for the Red Sox (prev: Wade Boggs, 10, 1983-92).
- Became the 7th player to make 7+ Opening Day starts for the Red Sox at 27 or younger (most recent: Xander Bogaerts from 2014-20 and Rico Petrocelli from 1965-71).
- Joins Alex Rodriguez (1996) as the only players ever with 30+ HR and 50+ doubles in a season before turning 23.
- Is the only player ever to hit 8+ HR in his first 20 ML games, all before turning 21 (source: Elias).
- Is the only player since 1900 with 6+ hits—including 4+ doubles—in a game (8/13/19 at CLE; source: Elias).
- Is 1 of 33 players to hit 100 HR with the Red Sox, but 1 of only 3 to do so before turning 25...Ted Williams (127) and Tony Conigliaro (124) are the others.
- Recorded 30+ HR and 100+ RBI in 2019, 2021, and 2023.
- Hit his 150th HR on 5/4 vs. TOR, his 721st game...The only Red Sox to reach 150 HR in fewer games are Ted Williams (664) and Jim Rice (711) (source: ESPN Stats & Info).
- Recorded his 500th RBI on 5/30/23 vs. CIN, becoming the 35th player to reach the mark for the Red Sox...At 26 years, 218 days old, became the 4th-youngest player to reach the mark with the franchise behind only Hall-of-Famers Ted Williams, Bobby Doerr, and Jim Rice.
- Hit his 200th career double on 5/31 vs. CIN...Became the 31st player to hit 200+ doubles for the Red Sox, and 3rd-youngest to reach the mark behind Hall-of-Famers Bobby Doerr and Tris Speaker.
- Is 1 of 16 players to record multiple 30-HR seasons with the Red Sox, but 1 of only 2 to do so before turning 25 years old (Ted Williams in 1939, '41, '42).
- Was the only player to score 100+ runs and record 100+ RBI in both 2019 and 2021.
- Is the youngest Red Sox to go 5-for-5 or better in a game (source: Elias), doing so on 6/30/18 at NYY (21y, 249d).
- Named AL Player of the Month for May 2019 and AL Player of the Week for 8/12-18/19...At only 22 years old, is the youngest Red Sox ever to earn the monthly honor (introduced in 1974).
- Earned the 2018 Greg Montalbano Minor League Player of the Year Award and 2019 Tommy Harper Heart and Hustle Award from the Boston Baseball Writers.
- Named the 3B on the 2018 Topps All-Star Rookie Team.
- Appeared in 980 games from 2017-24, most in the majors at the age of 26 or younger.
- Made his ML debut on 7/25/17 at SEA, starting at 3B (0-for-4, 2 BB, R)...At 20 years and 275 days old, was the youngest BOS position player to appear in a game since Luis Alvarado (20y, 259d) in 1969.
- In his 2nd ML game, on 7/26/17 at SEA, hit a solo HR off Andrew Moore in the 3rd inning for his 1st ML hit...At 20 years and 276 days old, was the youngest Red Sox to homer since Tony Conigliaro in September 1965.
- Homered on 8/13/17 at NYY and hit 2 HR on 8/14/17 vs. CLE...According to Elias, joined Ted Williams and Tony Conigliaro as the only Red Sox to homer in consecutive games before turning 21...Those are also the only 3 Red Sox ever to record a multi-HR game before turning 21.

RED SOX ALL-TIME HOME RUN LEADERS

Rk.	Player	HR	Rk.	Player	HR
1.	Ted Williams	521	7.	Mo Vaughn	230
2.	David Ortiz	483	8.	Bobby Doerr	223
3.	Carl Yastrzemski	452	9.	Jimmie Foxx	222
4.	Jim Rice	382	10.	Rico Petrocelli	210
5.	Dwight Evans	379	11.	Rafael Devers	200
6.	Manny Ramirez	274			

RED SOX ALL-TIME RBI LEADERS

Rk.	Player	RBI	Rk.	Player	RBI
1.	Carl Yastrzemski	1,844	11.	Mo Vaughn	752
2.	Ted Williams	1,839	12.	Joe Cronin	737
3.	David Ortiz	1,530	13.	Jackie Jensen	733
4.	Jim Rice	1,451	14.	Mike Greenwell	726
5.	Dwight Evans	1,346	15.	Dustin Pedroia	725
6.	Bobby Doerr	1,247	16.	Frank Malzone	716
7.	Manny Ramirez	868	17.	Nomar Garciaparra	690
8.	Jimmie Foxx	788	18.	Wade Boggs	687
9.	Rico Petrocelli	773	19.	Xander Bogaerts	683
10.	Jason Varitek	757	20.	Rafael Devers	638

- Made his 1st career Opening Day roster in 2018 and hit 21 HR in 121 games...Became the 3rd Red Sox to hit 20+ HR in a season, all before turning 22, joining Ted Williams (1939) and Tony Conigliaro (1964-66).
- Was 21 years and 156 days old on Opening Day in 2018 (3/29 at TB)...Was the Sox' 2nd-youngest Opening Day starter at 3B...Luis Alvarado was 21 years and 82 days old when the Sox opened the 1970 season at NYY.
- The only other players with 50+ doubles in a season, all before turning 23, are Alex Rodriguez (54 in 1996) and Manny Machado (51 in 2013).
- Since RBI became an official stat in 1920, is 1 of 2 players with 4+ hits and 6+ RBI in multiple games before turning 23, doing so on 9/26/18 vs. BAL-G1 and 7/2/19 at TOR (also Mel Ott, 2 in 1929-30)...Joins Ted Williams (6/9/39 vs. STL) as the only Red Sox ever to record 6+ RBI in a game at 21 or younger.
- In 2019, led the majors in XBH (90) and total bases (359) at only 22 years old...Recorded the 25th 30-HR/50-double season in MLB history, but only the 2nd ever by a 3rd baseman (also Alex Bregman in 2018).
- Recorded an XBH and scored a run in 8 consecutive games from 5/20-28/19, matching Dwight Evans (1982) for the longest such streak in Red Sox history.
- On 8/13/19 & 8/14/19 at CLE, recorded a hit in 8 straight PA (2B, 1B, 2B, 2B, 1B, 2B, 1B, HR)...According to Elias, he was the first Red Sox in 81 years with a hit in 8 straight PA (last: Pinky Higgins on 6/21/38 at DET).
- On 9/8/19 vs. NYY, tied the AL record for total chances at 3B in a 9-inning game (14)...According to Elias, the only other players with 14+ chances at 3B in a 9-inning game since 1900 are WSH's Wid Conroy (14 on 9/25/1911) and NYG's Art Devlin (15 on 5/23/1908).
- Played in 4 World Baseball Classic games for the Dominican Republic in 2023...Went 2-for-16 (.125) with 2 BB.

Rafael Devers, Continued

Postseason Career Highlights

🔥 In 26 career Postseason games, has hit .303 with a .955 OPS (27-for-89, 8 HR, 26 RBI).

🔥 Has started 22 Postseason games at 3B, tied with Wade Boggs for 2nd most in Sox history (Mueller-29).

🔥 Hit 8 HR with 26 RBI through his first 25 career Postseason games (2017-18, '21), both the most by a Red Sox player through their first 25 Postseason games...In MLB history, only Lou Gehrig (32) had more RBI through 25 career Postseason games.

🔥 From 2017-18, became the 1st player in MLB history to record at least 1 RBI in each of his first 8 career Postseason starts (previous record: 6)...Tied the MLB record for consecutive Postseason starts with an RBI at any point in a player's career (8), joining Lou Gehrig (1928-32), Alex Rodriguez (2007-09), and Ryan Howard (2009).

🔥 Started Game 1 of the 2017 ALDS at 20 years and 346 days old, becoming the youngest Red Sox position player ever to appear in a Postseason game...Joins Babe Ruth (1915) and Ken Brett (1967) as the only Red Sox ever to appear in a Postseason game before turning 21.

🔥 Hit 2 HR in the 2017 ALDS vs. HOU, including an inside-the-parker in the 9th inning of Game 4 at Fenway Park...The only other rookie to hit an inside-the-park HR in the Postseason is PIT's Jimmy Sebring (1903 WS-G1 at BOS off Cy Young)...Was the 17th inside-the-park HR in Postseason history, the 3rd hit by a Red Sox.

🔥 Hit a game-winning, 2-run HR in Game 3 of the 2017 ALDS, turning a 3-2 deficit into a 4-3 lead in the 3rd inning.

🔥 Became only the 6th player—and 1st Red Sox—ever to hit a Postseason HR before turning 21, joining Mickey Mantle, Andruw Jones, Miguel Cabrera, Manny Machado, and Bryce Harper (since joined by others)...Joined Mantle, Jones, and Cabrera as the only players with multiple Postseason HR before turning 21 (since joined by others).

🔥 Appeared in 11 Postseason games in 2018, with the Sox going 7-1 in his starts...In the pennant-clinching win at HOU in Game 5 of the ALCS, gave BOS a 4-0 lead with a 3-run HR off Justin Verlander in the 6th inning.

🔥 Recorded the game-winning RBI in Game 4 of the 2018 World Series at LAD, breaking a 4-4 tie with a pinch-hit single that scored Brock Holt in the 9th inning.

🔥 In 2021, started at 3B in each of the Sox' 11 Postseason games...Tied for the MLB lead with 5 HR, tied for the most by a Red Sox in a single Postseason (also David Ortiz-2004, '13; Todd Walker-2003; Kiké Hernández-2021).

🔥 Hit 3 HR in the 2021 ALCS, tied for the most by a Red Sox in a single ALCS (Trot Nixon-2003, David Ortiz-2004, Kevin Youkilis-2007, Dustin Pedroia-2008, Kiké Hernández-2021).

🔥 Hit safely in 9 straight games from 2021 ALDS Game 1 through ALCS Game 5, the 2nd-longest hitting streak in the Postseason by a player prior to turning 25 years old (Ozzie Albies-11).

🔥 Scored a run in 6 consecutive games from 2021 ALDS Game 4 through ALCS Game 5...Became the 3rd player in Postseason history to record at least 1 hit and 1 run in 6 consecutive games at the age of 24 or younger.

🔥 Went 3-for-4 with a 3-run HR in 2021 ALDS Game 4, helping the Sox advance to the ALCS...Was the 4th Red Sox with 3+ hits and 3+ RBI in a potential clinching game (Dustin Pedroia-2007 ALCS Game 7, Johnny Damon-2004 ALCS Game 7, David Ortiz-2004 ALDS Game 3).

MOST RBI IN A PLAYER'S FIRST 25 CAREER POSTSEASON GAMES, MLB HISTORY

Rk.	Player	Years	RBI
1.	Lou Gehrig	1926-28, '32, '36	32
2.	Rafael Devers	2017-18, '21	26
T3.	David Freese	2011-12	25
T3.	Scott Spiezio	2002, '06	25

MOST HR IN A PLAYER'S FIRST 25 CAREER POSTSEASON GAMES, RED SOX HISTORY

Rk.	Player	Years	HR
1.	Rafael Devers	2017-18, '21	8
T2.	Nomar Garciaparra	1998-99, '03	7
T2.	Jason Varitek	1998-99, '03-04	7

MOST POSTSEASON RBI BEFORE TURNING 25 YEARS OLD

Rk.	Player	Years	RBI
1.	Rafael Devers	2017-18, '21	26
2.	Carlos Correa	2015, '17-18	24
T3.	Albert Pujols	2001-02, '04	21
T3.	Kyle Tucker	2020-21	21
T3.	Juan Soto	2019-22	21

MOST POSTSEASON HR BEFORE TURNING 25 YEARS OLD

Rk.	Player	Years	HR
T1.	Rafael Devers	2017-18, '21	8
T1.	Mickey Mantle	1952-54, '56	8
T1.	Albert Pujols	2001-02, '04	8
T1.	Carlos Correa	2015, '17-18	8

Rafael Devers is the only player in MLB history with both a Postseason grand slam and a Postseason inside-the-park home run.

INSIDE-THE-PARK HOME RUNS BY RED SOX IN THE POSTSEASON

Player	Series-Game	Inn.
Patsy Dougherty	1903 WS Game 2	1
Larry Gardner	1916 WS Game 4	2
Rafael Devers	2017 ALDS Game 4	9

GRAND SLAMS BY RED SOX IN THE POSTSEASON

Player	Series-Game	Inn.
Troy O'Leary	1999 ALDS Game 5	3
Johnny Damon	2004 ALCS Game 7	2
J.D. Drew	2007 ALCS Game 6	1
David Ortiz	2013 ALCS Game 2	8
Shane Victorino	2013 ALCS Game 6	7
Jackie Bradley Jr.	2018 ALCS Game 3	8
J.D. Martinez	2021 ALDS Game 2	1
Rafael Devers	2021 ALDS Game 2	2
Kyle Schwarber	2021 ALDS Game 3	2

Minor League Career Highlights

🔥 Tabbed a league All-Star in each of his first 4 pro seasons, earning year-end selections in 2014 (Gulf Coast) and 2016 (Carolina) and mid-season selections in 2015 (South Atlantic) and 2017 (Eastern).

🔥 Began his pro career in 2014 in the Rookie-level Gulf Coast League but spent most of the year in the Dominican Summer League...Named Red Sox Minor League Offensive Player of the Month for July...After the season, ranked by *Baseball America* as the No. 99 overall prospect in baseball.

🔥 Played for the World Team in the 2015 and 2017 SiriusXM All-Star Futures Games...At 19, became the youngest Red Sox ever to participate in the game.

🔥 Named Red Sox Minor League Hitter of the Month for May 2015.

🔥 In 2016, Named Red Sox Minor League Defensive Player of the Year and tabbed a *Baseball America* High Class A All-Star...Tabbed Red Sox Minor League Defensive Player of the Month in April.

🔥 Entered 2017 ranked by *Baseball America* as baseball's No. 18 prospect...Made his Triple-A debut on 7/15/17 (4-for-4, HR)...Played in only 9 games with the PawSox before his ML selection.

🔥 Played for Escogido of the Dominican Winter League following the 2015 and 2016 seasons.

🔥 Participated in the Red Sox Rookie Development Program in January 2017.

RED SOX SINGLE-SEASON LEADERS (3RD BASEMEN)

Rk.	Player	HR (Year)
1.	Rafael Devers	38 (2021)
2.	Rafael Devers	33 (2023)
3.	Rafael Devers	32 (2019)

Rk.	Player	Doubles (Year)
1.	Rafael Devers	54 (2019)
2.	Wade Boggs	51 (1989)

Rk.	Player	XBH (Year)
1.	Rafael Devers	90 (2019)
2.	Adrián Beltré	79 (2010)
3.	Rafael Devers	76 (2021)

Rk.	Player	RBI (Year)
1.	Mike Lowell	120 (2007)
2.	Rafael Devers	115 (2019)
3.	Rafael Devers	113 (2021)

Rk.	Player	Runs (Year)
T1.	Rafael Devers	129 (2019)
T1.	Billy Werber	129 (1934)

Rk.	Player	Total Bases (Year)
1.	Rafael Devers	359 (2019)
2.	Adrián Beltré	326 (2010)

Rk.	Player	SLG (Year)
1.	Wade Boggs	.588 (1987)
2.	Rafael Devers	.555 (2019)

DEVERS' RED SOX RANKINGS BEFORE TURNING 28

Rk.	Player	HR
1.	Rafael Devers	200
2.	Jim Rice	196
3.	Ted Williams	161

Rk.	Player	XBH
1.	Rafael Devers	467
2.	Jim Rice	422
3.	Carl Yastrzemski	409

Rk.	Player	RBI
1.	Jim Rice	669
2.	Rafael Devers	638
3.	Ted Williams	627

Rk.	Player	G
1.	Tris Speaker	1,066
2.	Bobby Doerr	1,034
3.	Carl Yastrzemski	1,023
4.	Rafael Devers	980

DEVERS' RANKINGS AMONG DOMINICAN-BORN PLAYERS BEFORE TURNING 28

Rk.	Player	HR
1.	Albert Pujols	282
2.	Manny Ramírez	211
3.	Vladimir Guerrero	209
4.	Juan Soto	201
5.	Rafael Devers	200

Rk.	Player	XBH
1.	Albert Pujols	593
2.	Rafael Devers	467
3.	Adrian Beltré	465

Rk.	Player	RBI
1.	Albert Pujols	861
2.	Manny Ramírez	729
3.	Adrian Beltré	687
4.	Rafael Devers	638
5.	Vladimir Guerrero	623

MULTIPLE ALL-STAR SELECTIONS, RED SOX 3RD BASEMEN

Rk.	Player	Selections
1.	Wade Boggs	8 (1985-92)
	Frank Malzone*	8 (1957-60, '63-64)
3.	Rafael Devers	3 (2021-22, '24)
4.	Scott Cooper	2 (1993-94)
	George Kell	2 (1952-53)

*Selected to both All-Star Games in 1959 and '60

Rafael Devers, Continued

2024 Highlights

- Ranked among the AL's top 10 in OBP (10th, .354), SLG (9th, .516), OPS (9th, .870), doubles (T-7th, 34), and XBH (T-10th, 67)...Also ranked 15th in HR (28), 16th in RBI (83), 14th in runs (87), and 16th in AVG (.272).
- Led the Red Sox in RBI (83) and walks (67)...Recorded career bests in triples (5), walks, and walk rate (11.1%).
- Became the 1st player ever to lead the Red Sox outright in RBI in 5 consecutive seasons (see box on right).
- Earned his 3rd career All-Star selection (also 2021, '22) but did not attend.
- Recorded a .301 AVG/.950 OPS at home (13 HR) and a .247 AVG/.800 OPS on the road (15 HR).
- Ranked in MLB's 90th percentile or higher in xwOBA (92nd, .366), xSLG (94th, .520), average exit velocity (96th, 93.2 MPH), and hard-hit rate (95th, 52.6%).
- Also ranked in MLB's 80th percentile or higher in xBA (84th, .274), barrel rate (88th, 13.0%), and walk rate (85th, 11.1%).
- Joins Shohei Ohtani as the only players with at least 500 PA and a .500 SLG in each of the last 4 seasons (2021-24).

2024 Timeline

- Spring Training: 18 G, .380 AVG (19-for-50), 1.156 OPS, 5 HR, 11 RBI...Led the Sox in HR, runs scored (11), hits (tied), AVG (tied), SLG (.720), and OPS.
- Made his 7th Opening Day roster (also 2018-23 BOS)...His 7 Opening Day starts prior to turning 28 years old tied the Red Sox record (also Xander Bogaerts, Rico Petrocelli, Carl Yastrzemski, Bobby Doerr, Everett Scott, & Tris Speaker).
- Hit a 2-run HR in the 3rd inning on Opening Day (3/28 at SEA), his 2nd career HR on Opening Day (also 2022).
- Recorded an 11-game hitting streak from 5/11-21.
- Hit 14 HR in 41 games from 5/15-6/30, tied for his most over any 41-game span in his career (also 7/2-8/17/19).
- From 5/15-20, set a Red Sox franchise record with a HR in 6 consecutive games, MLB's longest streak of 2024 (see box on right).
- Scored at least 1 run in 10 consecutive games from 5/13-22, tied for MLB's longest streak of 2024 (also OAK's Lawrence Butler)...Prior to Devers, the most recent Red Sox player with a streak that long were Mookie Betts (2019), Jacoby Ellsbury (2013), Kevin Youkilis (2006), Johnny Damon (2004), and Nomar Garciaparra (1998).
- On 6/24 vs. TOR, hit a 443-foot HR...The next day, hit a 467-foot HR, the longest of his career and 2nd-longest by a Red Sox at Fenway Park in the Statcast Era (2015-present) behind only Hanley Ramirez (469 feet on 4/29/17).
- Recorded 15 RBI over 8 games from 6/30-7/9, his most ever in an 8-game span in his career.
- Recorded his 1,000th hit on 7/6 at NYY, a 3rd-inning single off Gerrit Cole...Became the 33rd player with 1,000 hits for the Sox, but only the 6th to do so before turning 28 years old, joining Xander Bogaerts and Hall of Famers Bobby Doerr, Jim Rice, Tris Speaker, and Carl Yastrzemski.
- On 8/7 at KC, became the youngest player to record 250 doubles for the Red Sox (27 years, 288 days)...Carl Yastrzemski held the previous mark (27 years, 355 days)...Devers became the first player to reach 250 doubles at that age or younger since David Wright in 2010.
- Hit his 200th HR on 8/25 vs. ARI, his final HR of the season (see box on right).

DEVERS' 2024 RANKINGS AMONG 3RD BASEMEN

Stat	AL	MLB
67 XBH	2nd	3rd
28 HR	2nd	4th
83 RBI	2nd	5th
87 runs	2nd	4th
.272 AVG	4th	6th
.354 OBP	2nd	1st
.516 SLG	2nd	2nd
.871 OPS	2nd	2nd

Min. 50% games played at 3B
and 300 PA

DEVERS' 2024 SEASON BREAKDOWN

Stat	Through 8/2	8/3-End
Games	97	41
AVG	.304	.197
OBP	.383	.287
SLG	.609	.299
OPS	.992	.586
XBH	57	10
HR	25	3
RBI	70	13

Through 8/2, Devers ranked among MLB's top 10 in AVG (8th), OBP (9th), SLG (3rd), OPS (5th), HR (10th), and XBH (5th).

DEVERS SETS RED SOX RECORD BY HOMERING IN 6 CONSECUTIVE GAMES

From 5/15-20, Devers became the first player in Red Sox history to homer in 6 consecutive games. The previous record of 5 had been shared by Jimmie Foxx (1940), Ted Williams (1957), Dick Stuart (1963), George Scott (1977), Jose Canseco (1995), and Bobby Dalbec (2020).

DEVERS HITS 200TH HOME RUN

On 8/25 vs. ARI, Devers became the 11th player to hit 200 HR for the Red Sox.

- At 27 years and 306 days old, Devers became the youngest player ever to reach 200 HR for the Sox...The previous record had been held by Jim Rice (28 years and 62 days).
- Devers became the 31st player with 200 HR before turning 28...The only other active players to do that are Mike Trout, Bryce Harper, Manny Machado, and Giancarlo Stanton.
- The only other Dominican-born players to hit 200 HR before turning 28 are Albert Pujols, Vladimir Guerrero, Manny Ramirez, and Juan Soto.
- Devers became only the 11th player with 200+ HR and 250+ doubles at the age of 27 or younger, joining Mike Trout, Miguel Cabrera, Albert Pujols, Andruw Jones, Alex Rodriguez, Ken Griffey Jr., Hank Aaron, Hal Trosky, Mel Ott, and Jimmie Foxx.

Personal

- Is 1 of 10 children in his family (3 boys, 7 girls).
- Has 2 daughters, Rachell and Rachellis.
- When he was young in the Dominican Republic, would sometimes ride a horse to the baseball field.
- His dad played baseball and would sometimes take Rafael to local games on his scooter.
- His cousin, José, has played in the Yankees (2017), Marlins (2018-19, '21-24), and Braves (2025) organizations...The two cousins took the same field during the Marlins' series at Fenway Park in 2021 (5/28-29, 6/7).
- Established his charity, Donación Carita 11, in the Dominican Republic, which since its inception has "worked tirelessly to provide support to our community in 2 areas that I consider fundamental: education and baseball."
- In December 2024, donated 3 ambulances to his hometown of Sánchez, Samaná, DR (see box below).

I HEART NEW YORK

- Devers has hit 16 HR at Yankee Stadium, tied with Reggie Jackson (1967-74) for the most by any player on the road against NYY before turning 28...The only other player with as many as 15 is Boog Powell (1961-69).
- Devers is the only player in Sox history to record 3 multi-HR games against the Yankees at the age of 27 or younger (7/23/21, 7/7/22, 7/7/24)...The only other players in the last 50 years to do that are Ken Griffey Jr., Evan Longoria, and Manny Machado (4 each).
- Devers has 11 career go-ahead HR vs. NYY on the road, the most in Red Sox history (Jim Rice-10, David Ortiz-9, Ted Williams-8, Carl Yastrzemski-7, Manny Ramirez-7, Babe Ruth-6).
- He joins Babe Ruth as the only players to homer in 3 straight games vs. NYY before turning 21 (source: Elias).
- On 6/30/18 at NYY, became the youngest player ever to hit a grand slam in a Red Sox-Yankees game (21 years, 249 days), as well as the youngest player ever with 5+ hits vs. NYY on the road (since 1923).

RED SOX WITH AT LEAST 500 RUNS SCORED, 500 RBI, AND A .500 SLG

Player	R	RBI	SLG
Rafael Devers	616	638	.511
David Ortiz	1,204	1,530	.570
Manny Ramirez	743	868	.588
Nomar Garciaparra	709	690	.553
Mo Vaughn	628	752	.542
Jim Rice	1,249	1,451	.502
Fred Lynn	523	521	.520
Ted Williams	1,798	1,839	.634
Jimmie Foxx	721	788	.605

DEVERS LEADS RED SOX IN RBI IN 5 CONSECUTIVE SEASONS

Rafael Devers is the only player ever to lead the Red Sox outright in RBI in 5 consecutive seasons, having done so in 2020 (43), 2021 (113), 2022 (88), 2023 (100), and 2024 (83).

The only other players to lead the Sox outright in RBI in 4 consecutive seasons are Mo Vaughn (1993-96) and David Ortiz (2013-16). Jackie Jensen led the Sox outright from 1954-56 and 1958-59 and shared the lead in 1957.

Devers is the only player to lead his team outright in RBI in each of the last 5 seasons. The last player with a streak that long was Jose Abreu, who led the White Sox in RBI in 8 consecutive seasons from 2014-21 (source: Elias).

SIGN OF RESPECT

Devers drew 14 intentional walks in 2024, 3rd most in MLB (Aaron Judge-20, Yordan Alvarez-16) and the most by a Sox player since David Ortiz (15 in 2016).

On 9/14/24 at NYY, Devers was walked intentionally in the 4th inning with the bases empty by Gerrit Cole...Prior to Devers, the most recent Red Sox to be walked intentionally with the bases empty were David Ortiz (6/19/2016 vs. SEA), Manny Ramirez (6/5/2001 vs. DET and 5/13/2001 vs. OAK), Carl Yastrzemski (5/2/1970 vs. CAL), and Ted Williams (9/6/1953 at PHI).

FOLLOW ME TO THE POSTSEASON

In the club's final game of the 2021 regular season (10/3 at WSH), needing a win to host the AL Wild Card Game, Devers went 4-for-5 with 2 HR, 4 RBI, and 3 runs scored, including a 2-run HR in the top of the 9th inning which gave the Sox their decisive 7-5 lead.

FIRST IMPRESSION

In his first 20 ML games from 7/25-8/19/17, Devers went 28-for-77 (.364) with 8 HR and 16 RBI.

Devers became the 1st player ever to hit 8 HR in his first 20 ML games before turning 21 (source: Elias).

His 28 hits were the most by a Red Sox in their first 20 games since Johnny Pesky (28 in 1942).

The only other players since 1913 to hit safely in at least 17 of their first 20 games before turning 21 are Roberto Clemente and Iván Rodríguez.

GIVING BACK

In December 2024, Devers donated three ambulances to his hometown of Sánchez, Samaná, Dominican Republic. The ambulances were donated through his foundation, Donación Carita 11, and were allocated to hospitals of Samaná, Terrena, and Sánchez.

Rafael Devers, Continued

PLAYERS TO GO 6-FOR-6 IN A GAME BEFORE TURNING 23 YEARS OLD

Rk.	Player	Game	Age
1.	Joe Morgan	7/8/65 at MIL	21.292
2.	Jesus Alou	7/10/64 at CHC	22.108
3.	Rafael Devers	8/13/19 at CLE	22.293

PLAYERS TO HIT .300+ WITH 30+ HR, 100+ RBI, AND 100+ RUNS SCORED IN A SEASON BEFORE TURNING 23

Player	Year	AVG	HR	RBI	R
Vladimir Guerrero Jr.	2021	.311	48	111	123
Rafael Devers	2019	.311	32	115	129
Miguel Cabrera	2005	.323	33	116	106
Albert Pujols	2002	.314	34	127	118
Albert Pujols	2001	.329	37	130	112
Alex Rodriguez	1996	.358	36	123	141
Eddie Mathews	1953	.302	47	135	110
Ted Williams	1939	.327	31	145	131
Joe DiMaggio	1937	.346	46	167	151
Hal Trosky	1934	.330	35	142	117
Jimmie Foxx	1930	.335	37	156	127
Jimmie Foxx	1929	.354	33	118	123
Mel Ott	1929	.328	42	151	138

MOST EXTRA-BASE HITS IN A SEASON BEFORE TURNING 23 YEARS OLD, MLB HISTORY

Rk.	Player	XBH (Year)
1.	Joe DiMaggio	96 (1937)
2.	Alex Rodriguez	91 (1996)
3.	Rafael Devers	90 (2019)

**The previous Red Sox record was 86 XBH (Ted Williams in 1939)*

MOST HOME RUNS IN A SEASON BEFORE TURNING 23 YEARS OLD, RED SOX HISTORY

Rk.	Player	HR (Year)
T1.	Tony Conigliaro	32 (1965)
T1.	Rafael Devers	32 (2019)
3.	Ted Williams	31 (1939)

MOST HITS IN A SEASON BEFORE TURNING 23 YEARS OLD, RED SOX HISTORY

Rk.	Player	Hits (Year)
1.	Rafael Devers	201 (2019)
2.	Xander Bogaerts	194 (2015)
3.	Ted Williams	193 (1940)

PLAYERS WITH 200+ HITS IN A SEASON BEFORE TURNING 23 (SINCE 1900)

Player	Year	Hits	Age	Team	Player	Year	Hits	Age	Team
Rafael Devers	2019	201	22	BOS	Stan Musial	1943	220	22	STL
Starlin Castro	2011	207	21	CHC	Buddy Lewis	1937	210	20	WSH
Alex Rodriguez	1996	215	20	SEA	Joe DiMaggio	1937	215	22	NYY
Garry Templeton	1977	200	21	STL	Joe DiMaggio	1936	206	21	NYY
Dick Allen	1964	201	22	PHI	Hal Trosky	1934	206	21	CLE
Vada Pinson	1959	205	20	CIN	Freddie Lindstrom	1928	231	22	NYG
Hank Aaron	1956	200	22	MIL	Lloyd Waner	1928	221	22	PIT
Al Kaline	1955	200	20	DET	Lloyd Waner	1927	223	21	PIT
Harvey Kuenn	1953	209	22	DET	Ty Cobb	1909	216	22	DET
Dick Wakefield	1943	200	22	DET	Ty Cobb	1907	212	20	DET

PLAYERS WITH 100+ HOME RUNS AND 125+ DOUBLES BEFORE TURNING 25

Player	HR	2B	Player	HR	2B	Player	HR	2B
*Hank Aaron	140	159	Vladimir Guerrero Jr.	130	133	Alex Rodriguez	172	181
*Adrian Beltré	100	144	Bryce Harper	150	149	*Ron Santo	104	138
*Johnny Bench	154	142	Andruw Jones	157	156	Ruben Sierra	114	152
Miguel Cabrera	141	187	*Al Kaline	125	156	Juan Soto	160	148
Cesar Cedeno	103	195	Manny Machado	121	159	Giancarlo Stanton	154	138
*Orlando Cepeda	154	163	*Mickey Mantle	173	136	Hal Trosky	136	160
Rafael Devers	112	145	*Eddie Murray	111	127	Mike Trout	160	168
*Joe DiMaggio	137	143	*Mel Ott	176	194	Justin Upton	101	141
*Jimmie Foxx	174	159	Albert Pujols	160	189	*Ted Williams	127	154
*Lou Gehrig	100	139	*Cal Ripken Jr.	100	141			
*Ken Griffey Jr.	172	194	*Frank Robinson	160	140			

**Hall of Famer*

**MOST OPENING DAY STARTS
AT 3RD BASE, RED SOX HISTORY**

Rk.	Player	GS	Seasons
1.	Wade Boggs	10	1983-92
2.	Frank Malzone	9	1956-65
3.	Jimmy Collins	7	1901-07
T4.	Rafael Devers	6	2018-23
	Larry Gardner	6	1912-17
	Rico Petrocelli	6	1971-76

**FEWEST GAMES TO REACH 100 HR,
RED SOX HISTORY**

Rk.	Player (Years)	Games
1.	Ted Williams (1939-41)	467
2.	Tony Conigliaro (1964-67)	469
3.	Rafael Devers (2017-21)	486

Devers hit both his 99th and 100th HR on 7/23 vs. NYY.

**YOUNGEST RED SOX TO REACH
100 CAREER DOUBLES**

Rk.	Player (Years)	Age
1.	Ted Williams (1939-41)	22 years, 289 days
2.	Bobby Doerr (1937-41)	23 years, 19 days
3.	Rafael Devers (2017-20)	23 years, 309 days
4.	Carl Yastrzemski (1961-63)	23 years, 327 days

**MOST DOUBLES IN A SEASON,
RED SOX HISTORY**

Rk.	Player	Doubles (Year)
1.	Earl Webb	67 (1931)
2.	Nomar Garciaparra	56 (2002)
T3.	Rafael Devers	54 (2019)
T3.	Dustin Pedroia	54 (2008)

**MOST EXTRA-BASE HITS IN A
SEASON, RED SOX HISTORY**

Rk.	Player	XBH (Year)
1.	Jimmie Foxx	92 (1938)
2.	David Ortiz	91 (2004)
3.	Rafael Devers	90 (2019)

MOST XBH IN A MONTH (RED SOX HISTORY)

Rk.	Player	Month	XBH
1.	Ted Williams	June 1950	26
2.	Earl Webb	May 1931	25
3.	Jose Canseco	August 1995	24
	Tris Speaker	Sept./Oct. 1914	24
5.	Bobby Doerr	June 1946	23
	Dwight Evans	August 1987	23
7.	Rafael Devers	May 2022	22
	Rafael Devers	July 2019	22
	David Ortiz	May 2016	22
	Jimmie Foxx	August 1939	22
	Jimme Foxx	July 1933	22

CONNECT FOUR

Devers homered in 4 consecutive games in 2021 (4/8-13) and 2022 (6/11-15), and in 6 straight games in 2024 (5/15-20).

🔴 The only other Red Sox with as many as 3 streaks of 4+ games with a HR are Ted Williams (6x), Carl Yastrzemski (3x), and Jimmie Foxx (3x).

🔴 He joined Babe Ruth (1918) and Ted Williams (1941) as the only Red Sox to homer in 4 consecutive games before turning 25.

Rafael Devers' Career Record

YEAR	CLUB	AVG	G	AB	R	H	2B	3B	HR	RBI	SH	HBP	BB	SO	SB	CS	OBP	SLG	OPS
2014	DSL Red Sox (R)	.337	28	104	26	35	6	3	3	21	0	1	21	20	4	1	.445	.538	.983
	GCL Red Sox (R)	.312	42	157	21	49	11	2	4	36	0	2	14	30	1	0	.374	.484	.858
2015	Greenville (A)	.288	115	469	71	135	38	1	11	70	1	8	24	84	3	2	.329	.443	.772
2016	Salem (A+)	.282	128	503	64	142	32	8	11	71	0	1	40	94	18	6	.335	.443	.778
2017	Portland (AA)	.300	77	287	48	86	19	3	18	56	0	1	31	55	0	3	.369	.575	.944
	Pawtucket (AAA)	.400	9	35	6	14	1	0	2	4	0	0	3	8	0	0	.447	.600	1.047
	BOSTON	.284	58	222	34	63	14	0	10	30	0	0	18	57	3	1	.338	.482	.820
2018	BOSTON	.240	121	450	59	108	24	0	21	66	0	0	38	121	5	2	.298	.433	.731
	Lowell (A-)	.250	1	4	1	1	0	0	1	2	0	0	0	0	0	0	.250	1.000	1.250
	Pawtucket (AAA)	.333	6	21	3	7	2	0	1	2	0	0	1	6	0	0	.364	.571	.935
2019	BOSTON	.311	156	647	129	201	54	4	32	115	1	4	48	119	8	8	.361	.555	.916
2020	BOSTON	.263	57	232	32	61	16	1	11	43	0	3	13	67	0	0	.310	.483	.793
2021	BOSTON	.279	156	591	101	165	37	1	38	113	0	7	62	143	5	5	.352	.538	.890
2022	BOSTON	.295	141	555	84	164	42	1	27	88	0	6	50	114	3	1	.358	.521	.879
2023	BOSTON	.271	153	580	90	157	34	0	33	100	0	11	62	126	5	1	.351	.500	.851
2024	BOSTON	.272	138	525	87	143	34	5	28	83	0	3	67	147	3	0	.354	.516	.870
	Major League Totals	.279	980	3802	616	1062	255	12	200	638	1	34	358	894	32	18	.345	.511	.856
	Minor League Totals	.297	406	1580	240	469	109	17	51	262	1	13	134	297	26	12	.354	.484	.838

TRANSACTIONS: Signed by the Boston Red Sox as an international free agent, 8/9/2013; **INJURED LIST:** Left shoulder inflammation, 7/11-20/2018; Left hamstring strain, 7/29-8/7/2018; Left hamstring strain, 8/16-9/3/2018; Right hamstring inflammation, 7/23-8/1/2022; Left shoulder inflammation, 9/21/2024 through remainder of season

Rafael Devers, Continued

Postseason Record

	AVG	G	AB	R	H	2B	3B	HR	RBI	SH	HBP	BB	SO	SB	CS	OBP	SLG	OPS
	.303	26	89	21	27	0	0	8	26	0	0	12	25	1	0	.382	.573	.955

Wild Card Record

YEAR	CLUB	AVG	G	AB	R	H	2B	3B	HR	RBI	SH	HBP	BB	SO	SB	CS	OBP	SLG	OPS
2021	BOS vs. NYY	.000	1	2	1	0	0	0	0	0	0	0	2	1	0	0	.500	.000	.500

Division Series Record

YEAR	CLUB	AVG	G	AB	R	H	2B	3B	HR	RBI	SH	HBP	BB	SO	SB	CS	OBP	SLG	OPS
2017	BOS vs. HOU	.364	4	11	3	4	0	0	2	5	0	0	2	4	0	0	.429	.909	1.338
2018	BOS vs. NYY	.286	2	7	2	2	0	0	0	1	0	0	0	1	1	0	.286	.286	.571
2021	BOS vs. TB	.333	4	18	3	6	0	0	2	6	0	0	2	5	0	0	.400	.667	1.067
Division Series Totals		.333	10	36	8	12	0	0	4	12	0	0	4	10	1	0	.390	.667	1.057

League Championship Series Record

YEAR	CLUB	AVG	G	AB	R	H	2B	3B	HR	RBI	SH	HBP	BB	SO	SB	CS	OBP	SLG	OPS
2018	BOS vs. HOU	.385	4	13	4	5	0	0	1	6	0	0	2	5	0	0	.467	.615	1.082
2021	BOS vs. HOU	.292	6	24	7	7	0	0	3	6	0	0	3	2	0	0	.370	.667	1.037
LCS Totals		.324	10	37	11	12	0	0	4	12	0	0	5	7	0	0	.405	.649	1.054

World Series Record

YEAR	CLUB	AVG	G	AB	R	H	2B	3B	HR	RBI	SH	HBP	BB	SO	SB	CS	OBP	SLG	OPS
2018	BOS vs. LAD	.214	5	14	1	3	0	0	0	2	0	0	1	7	0	0	.267	.214	.481

All-Star Game Record

YEAR	CLUB	AVG	G	AB	R	H	2B	3B	HR	RBI	SH	HBP	BB	SO	SB	CS	OBP	SLG	OPS
2021	AL at COL	.500	1	2	0	1	1	0	0	0	0	0	0	0	0	0	.500	1.000	1.500
2022	AL at LAD	.000	1	0	0	0	0	0	0	0	0	0	1	0	0	0	1.000	.000	1.000
2024	AL at TEX									Selected - Did Not Play									
All-Star Game Totals		.500	2	2	0	1	1	0	0	0	0	0	1	0	0	0	.667	1.000	1.667

World Baseball Classic Record

YEAR	CLUB	AVG	G	AB	R	H	2B	3B	HR	RBI	SH	HBP	BB	SO	SB	CS	OBP	SLG	OPS
2023	Dominican Republic	.125	4	16	1	2	0	0	0	0	0	0	2	4	0	0	.222	.125	.347

Career Fielding Record

POS	PCT.	G	GS	PO	A	E	TC	DP
2B	1.000	2	0	0	1	0	1	0
3B	.944	951	942	709	1684	141	2534	167
SS	-	2	0	0	0	0	0	0

Career Single-Game Highs

HITS: 6, 8/13/19 at CLE; **DOUBLES:** 4, 8/13/19 at CLE; **HOME RUNS:** 2, 18x, last 7/7/24 at NYY; **RBI:** 6, 2x, last 7/2/19 at TOR; **RUNS SCORED:** 3, 15x, last 6/5/24 vs. ATL; **WALKS:** 3, 3x, last 7/4/24 at MIA; **STRIKEOUTS:** 4, 2x, last 9/22/20 vs. BAL; **STOLEN BASES:** 1, 32x, last 9/14/24 at NYY; **HITTING STREAK:** 15, 9/29/21-4/18/22; **EJECTIONS (0)**

Home Run Notes

MULTI-HOME RUN GAMES (18); 2-HOME RUN GAMES (18): 8/14/17 vs. CLE; 5/4/18 at TEX; 9/26/18 vs. BAL-G1; 7/2/19 at TOR; 8/30/20 vs. WSH; 9/8/20 at PHI-G1; 4/11/21 at BAL; 7/23/21 vs. NYY; 8/29/21 at CLE; 10/3/21 at WSH; 5/21/22 vs. SEA; 7/7/22 vs. NYY; 4/8/23 at DET; 5/19/23 at SD; 6/13/23 vs. COL; 7/14/23 at CHC; 6/5/24 vs. ATL; 7/7/24 at NYY; **LEADOFF (0); GRAND SLAMS (5):** 4/18/18 at LAA off Tyler Skaggs; 6/30/18 at NYY off Sonny Gray; 5/10/22 at ATL off Kyle Wright; 9/10/22 at BAL off Jordan Lyles; 4/8/23 at DET off Garrett Hill; **PINCH-HIT (0); EXTRA-INNING (2):** 6/16/19 at BAL off Mychal Givens (10th); 6/13/23 vs. COL off Matt Carasiti (10th); **GAME-ENDING (0); INSIDE-THE-PARK (0)**

Major League Firsts

GAME: 7/25/17 at SEA (started at 3B); **HIT:** 7/26/17 at SEA off Andrew Moore (HR, 3rd inning); **HOME RUN:** 7/26/17 at SEA off Andrew Moore (solo, 3rd inning); **GAME-ENDING RBI:** 4/11/19 vs. TOR off Ken Giles (single, 9th inning)

92 HUNTER DOBBINS

RHP

Bats: Right • **Throws:** Right • **Height:** 6-2 • **Weight:** 210

Opening Day Age: 25 • **MLB Service:** None

Born: 8/30/1999 in Bryan, TX

Acquired: Selected in the 8th round of the 2021 First-Year Player Draft

Contract Status: Signed through 2025



Career Highlights

- Is in his 4th professional season, his 1st in Major League Spring Training camp.
- Selected to the 40-man roster on 11/19/24.
- Ranked by *Baseball America* as the Red Sox' No. 11 prospect and No. 4 pitching prospect...Also rated by *BA* as having the best control among Sox minor leaguers entering 2024.
- Started in 61 of his 62 professional outings...In his lone relief appearance, 7/22/23 vs. New Hampshire, entered in the 4th inning and allowed 2 runs in 5.0 innings.
- Has 2 career 10-strikeout games in the minors (5/26/23 at Rome and 7/6/23 vs. Binghamton).
- Finished 2024 with Worcester, his 1st Triple-A experience...Posted a 2.61 ERA (6 ER/20.2 IP with 22 SO in 4 starts for the WooSox).

2024 Highlights

- Went 8-5 with a 3.08 ERA (43 ER/125.2 IP) and 120 SO in 25 starts between Double-A Portland (21 starts) and Triple-A Worcester (4).
- Began the season with Double-A Portland and went 7-3 with a 3.17 ERA (37 ER/105.0 IP) and 98 SO in 21 starts.
- Over his first 4 starts of the season, went 2-0 with a 2.14 ERA (5 ER/21.0 IP) and .211 opponent AVG (16-for-76).
- Tossed 7.0 scoreless IP on 5/31 at Altoona (3 H, BB, 8 SO).
- Led the Eastern League in ERA from 6/30-8/20, going 3-1 with a 1.79 ERA (9 ER/45.1 IP) and .211 opponent AVG (35-for-166) in that span.
- Promoted to Triple-A Worcester on 8/22...At the time of his promotion, ranked 3rd in the Eastern League in ERA.
- Tossed 15.1 consecutive scoreless innings from 8/8 vs. Altoona (3rd inning) through 8/30 vs. Toledo (1st inning)...Included back-to-back scoreless starts of 6.0 IP on 8/14 at Binghamton and 8/20 vs. Somerset.

Hunter Dobbins' Career Record

YEAR	CLUB	W-L	ERA	G	GS	SV	IP	H	R	ER	HR	HB	BB	SO	SO/9	WHIP	AVG
2022	Salem (A)	0-5	5.22	17	17	0	69.0	82	44	40	6	2	22	68	8.87	1.51	.301
2023	Greenville (A+)	4-1	2.63	7	7	0	41.0	34	15	12	1	3	5	44	9.66	0.95	.222
	Portland (AA)	5-5	4.27	13	12	0	71.2	69	36	34	8	3	26	78	9.80	1.33	.250
2024	Portland (AA)	12-8	3.62	34	33	0	176.2	159	76	71	9	9	65	176	8.97	1.27	.239
	Worcester (AAA)	1-2	2.61	4	4	0	20.2	20	6	6	1	2	9	22	9.58	1.40	.263
Minor League Totals		17-16	3.78	62	61	0	307.1	295	141	129	17	16	101	310	9.08	1.29	.253

TRANSACTIONS: Signed by the Boston Red Sox as an 8th-round selection in the 2021 First-Year Player Draft (signed by Chris Reilly);
INJURED LIST: None

TOP RED SOX PITCHING PROSPECTS BASEBALL AMERICA

Rk.

No. 5	RHP Luis Perales
No. 7	RHP David Sandlin
No. 10	LHP Connelly Early
No. 11	RHP Hunter Dobbins
No. 12	RHP Richard Fitts


- Made his Triple-A debut on 8/30 vs. Toledo, striking out 7 over 5.0 innings (6 H, 2 R, 4 BB, HB).
- Allowed 2 H over 5.0 scoreless innings in his final start of the season, 9/18 at Lehigh Valley (2 BB, 6 SO).

Personal

- Attended Rudder (TX) High School.
- Pitched at Texas Tech University (2019-20) but missed his junior season after undergoing Tommy John surgery in March 2021.
- His father, Lance, pitched for 2 seasons (1996-97) in the Diamondbacks organization.
- Participated in the Red Sox Rookie Development Program in January 2025...The program included 2 workouts daily, seminars focused on assimilation into Major League life on and off the field, and an RBI clinic with the Red Sox Foundation, and a visit to Boston Children's Hospital.
- Attended Fenway Fest in January 2025, signing autographs and posing for pictures with fans.

Hunter
Dobbins

16 JARREN DURAN OF



Bats: Left • **Throws:** Right • **Height:** 6-2 • **Weight:** 210

Opening Day Age: 28 • **MLB Service:** 2 years, 155 days

Born: 9/5/1996 in Corona, CA

Acquired: Selected in the 7th round of the 2018 First-Year Player Draft

Contract Status: Signed through 2025 (club option for 2026)

The Rundown

- Is in his 8th professional season.
- Made his 1st career Opening Day roster in 2024 and started each of the Sox' first 117 games (160 starts total).
- Named to the 2024 All-MLB Second Team.
- Named 2024 Red Sox MVP by the BBWAA Boston Chapter.
- Earned his 1st career All-Star Game selection in 2024 (player vote)...Was named All-Star Game MVP.
- Was a 2024 Rawlings Gold Glove finalist in CF.
- Led the Red Sox in sprint speed in 2021 (29.3 ft./second), 2022 (29.2), 2023 (29.5), and 2024 (29.6).
- Ranked 2nd in MLB with 23 defensive runs saved in 2024 while leading MLB outfielders in assists (12) and innings played (1,421.1).
- In 2024, became the 1st player to lead both leagues in doubles and triples since Lou Brock in 1968...The only other AL players ever to do so are Bobby Veach (1919) and Ty Cobb (1917) (source: Elias).
- Named 2023 Red Sox Comeback Player of the Year by the Boston Baseball Writers.
- Led the Red Sox in steals in 2023, (24-for-26) and 2024 (34-for-41).
- Is 173-for-213 (81.2%) in stolen base attempts during his pro career, including 67-for-78 (85.9%) in the majors...Owns the highest stolen base success rate in Red Sox history (min. 50 attempts) (see box on right).

FIRST OF HIS KIND

In 2024, Duran became the 1st player in MLB history with 10+ triples, 20+ HR, 30+ steals, and 40+ doubles in a season (source: Elias). He was later joined by Bobby Witt Jr.

LEADING OFF

Duran batted leadoff in 153 of the Sox' games in 2024, 4th most in a season in franchise history behind Chuck Schilling (157 in 1961), Rick Burleson (154 in 1977), and Jerry Remy (154 in 1982).

Duran recorded 80 XBH out of the leadoff spot, 17 more than any other player (Gunnar Henderson-63) and the 3rd most in Sox history behind Nomar Garciaparra (85 in 1997) and Mookie Betts (84 in 2018).

Duran recorded 20 XBH in his team's 1st plate appearance of the game, most in the Majors in 2024 and the most by a Red Sox player in at least the Expansion Era (since 1961), breaking the club's previous era record of 17 (Nomar Garciaparra in 1997).

BASEBALL-REFERENCE WAR LEADERS IN 2024

Rk.	Player (Team)	bWAR
1.	Aaron Judge (NYY)	10.8
2.	Bobby Witt Jr. (KC)	9.4
3.	Shohei Ohtani (LAD)	9.2
4.	Gunnar Henderson (BAL)	9.1
5.	Jarren Duran (BOS)	8.7

BASEBALL-REFERENCE WAR LEADERS, RED SOX POSITION PLAYERS SINCE 1970

Rk.	Player (Season)	bWAR
1.	Mookie Betts (2018)	10.7
T2.	Carl Yastrzemski (1970)	9.5
T2.	Mookie Betts (2016)	9.5
4.	Wade Boggs (1985)	9.1
5.	Fred Lynn (1979)	8.9
6.	Jarren Duran (2024)	8.7

DURAN'S 2024 RANKINGS

Stat	AL	MLB
160 games	T-2nd	T-7th
735 PA	1st	1st
191 hits	3rd	5th
83 XBH	3rd	4th
48 doubles	1st	1st
14 triples	1st	T-1st
111 runs	6th	8th
34 steals	4th	T-9th
.285 AVG	10th	18th
.834 OPS	11th	22nd

HIGHEST STOLEN BASE SUCCESS RATE IN RED SOX HISTORY

Rk.	Player	SB%
1.	Jarren Duran	85.9 (67-for-78)
2.	Jacoby Ellsbury	84.0 (241-for-287)
3.	Mookie Betts	83.4 (126-for-151)
4.	Julio Lugo	82.8 (48-for-58)
5.	Johnny Damon	82.4 (98-for-119)

(Among the 65 players with 50+ SB attempts)

Additional Career Highlights

- On the 1st pitch in the majors, has batted .390 with a .713 SLG (64-for-164, 12 2B, 4 3B, 11 HR).
- Made his ML debut in 2021 (33 games), then played in 58 ML games in 2022 and 102 games in 2023.
- In 2023, recorded 3 games with 3+ doubles, tied for the most in a season in Red Sox history (also Mike Lowell in 2006)...The only Sox with 2 such games in a season are Babe Ruth (1918), Dwight Evans (1980), Wade Boggs (1991), Victor Martinez (2010), and Rafael Devers (2019).
- On 7/2/23 at TOR, went 5-for-5 with 3 runs scored and 4 doubles...Set a career high in hits and tied the MLB record for doubles in a game...Became the 8th player in Red Sox history with 4 doubles in a game (see table on right).
- Recorded his 25th double of the 2023 on 7/2 at TOR... Became the 1st player in Red Sox history with 15+ stolen bases and 25+ doubles in his first 65 games of a season, the 1st Major Leaguer to do so since Craig Biggio in 1999.
- Began his professional career as a 2nd baseman, but transitioned to the outfield during his 1st season (2018)...Between the majors and minors, has made 394 starts in CF, 44 in RF, 28 in LF, and 20 at 2B.
- Underwent a successful left great toe flexor tendon repair on 8/30/23, performed by Dr. Robert Anderson at the Charlotte Surgical Center in Charlotte, NC.
- Played for Mexico in the 2023 World Baseball Classic.
- Following the 2020 season, helped Caguas win the Puerto Rican Winter League title...Named MVP of the championship series...Also was named a Caribbean Series All-Star after helping lead Puerto Rico to the title game.
- Played for Team USA in the WBSC Americas Olympic Qualifier in May and June 2021.

HIGHEST SINGLE-SEASON STOLEN BASE SUCCESS RATE IN RED SOX HISTORY

Rk.	Player (Season)	SB%
1.	Jacoby Ellsbury (2013)	92.9 (52-for-56)
2.	Jarren Duran (2023)	92.3 (24-for-26)
3.	Mookie Betts (2017)	89.7 (26-for-29)

(Among the 75 players with 25+ SB attempts)

INSTANT OFFENSE

On 7/31/23 at SEA, Jarren led off the 1st inning with a walk. On a single play with Justin Turner batting, Duran stole 2nd base, advanced to 3rd on a throwing error by the catcher, and scored on a throwing error by the CF. According to Elias, Duran became the first Red Sox player to score on a play he stole 2nd base since Ellis Burks on 7/31/87, exactly 36 years prior to the day.

LOVE AT FIRST SIGHT

Jarren made his MLB debut on 7/17/21 at Yankee Stadium, singling off Gerrit Cole on the first pitch he saw. He was the first Red Sox player to record a hit on the first pitch of his first big league plate appearance since 2010, when Daniel Nava (6/12 vs. PHI) and Yamaico Navarro (8/20 vs. TOR) both did so.

GETTING DEFENSIVE

Stat	2021	2022	2023	2024
Assists	1	0	2	12
DRS	-5	-7	-6	23
OAA	0	-2	0	11

BREAKOUT SEASON

Stat	2021-23	2024
Games	193	160
XBH	71	83
HR	13	21
Steals	33	34
AVG	.258	.285
OPS	.729	.834

RED SOX TO RECORD 4 DOUBLES IN A GAME

Player	Game
Billy Werber	7/17/1935 vs. CLE-G1
Al Zarilla	6/8/1950 vs. STL
Orlando Cepeda	8/8/1973 at KC
Rick Miller	5/11/1981 at TOR
Victor Martinez	6/1/2010 vs. OAK
Brock Holt	6/1/2014 at TB
Rafael Devers	8/13/2019 at CLE
Jarren Duran	7/3/2023 at TOR

Minor League Career Highlights

- Named an MiLB.com Organization All-Star 3 times: 2018, '19, and '21.
- Began 2022 ranked by *Baseball America* as the No. 91 prospect in baseball...Was ranked as high as No. 37 in 2021...Also ranked one of the Sox' top 5 prospects entering 2020 (No. 5), 2021 (No. 5), and 2022 (No. 4).
- Rated by *Baseball America* as the fastest baserunner in the Sox organization entering 2019, 2021, and 2022, as well as the best athlete in 2019 and best hitter for average in 2020.
- Named by *Baseball America* the 2019 High Class A Player of the Year...Also recognized as a High Class A All-Star in 2019 and a Short-Season All-Star in 2018.
- In 2019, was tabbed a Carolina League mid-season All-Star and an Arizona Fall League Fall Star.
- Named the Red Sox' 2019 Minor League Base Runner of the Year after leading BOS farmhands with 46 steals... Also led Sox minor leaguers that season in hits (157), runs (90), and triples (tied, 8).
- Played in the 2019 SiriusXM All-Star Futures Game.
- Named Carolina League Player of the Week for 5/12-18/19.
- Was leading MiLB in AVG (.387) and OBP (.456) at the time he was promoted to Double-A Portland on 6/3/19.
- Named Red Sox Minor League Base Stealer of the Month for July 2018, Base Runner of the Month for August/September 2018, and Hitter of the Month for May 2021... Named to MLB.com's Prospect Team of the Week for 5/10-16/21.

Jarren Duran, Continued

2024 Highlights

🔴 Led the Red Sox in games (160), runs (111), hits (191), XBH (83), doubles (48), triples (14), and steals (34).

🔴 Made his 1st career Opening Day roster and started each of the Sox' first 117 games (160 starts total).

🔴 Earned his 1st career All-Star Game selection (player vote) and was named All-Star Game MVP.

🔴 Named Red Sox MVP by the BBWAA Boston Chapter.

🔴 Ranked 5th in the Majors in bWAR (8.7) and 7th in fWAR (6.7)...Is 1 of only 9 Red Sox position players ever to record a bWAR of 8.7 or higher in a season (also Ted Williams, Carl Yastrzemski, Babe Ruth, Tris Speaker, Rico Petrocelli, Fred Lynn, Wade Boggs, and Mookie Betts).

🔴 Ranked 2nd in MLB with 23 defensive runs saved... Led MLB outfielders in assists (12) and innings played (1,421.1)...Ranked in MLB's 95th percentile in range (11 outs above average)...Made 89 starts in CF and 71 in LF.

🔴 Led MLB in doubles (48) and tied for the lead in triples (14, most in AL)...Became the 1st player to lead both leagues in doubles and triples since Lou Brock in 1968...The only other AL players ever to do so are Bobby Veach (1919) and Ty Cobb (1917) (source: Elias).

🔴 Also led the Majors with 735 PA, the most by a Red Sox player since Mo Vaughn in 1996 (752) and the 9th most in a season in franchise history.

🔴 Was 34-for-41 in steal attempts (82.9%)...Joined Jacoby Ellsbury (2011) and Mookie Betts (2018) as the only Sox to record 30+ steals and 80+ XBH in a season.

TRIPLE THREAT

Duran led the AL in 2024 with 14 triples, tied with ARI's Corbin Carroll for most in the Majors.

🔴 Prior to Duran, the most recent Red Sox with 14+ triples in a season were Jim Rice (15 in 1977 and '78), Ted Williams (14 in 1940), and Lou Finney (15 in 1940).

🔴 Prior to Duran, it had been 111 years since a Red Sox player recorded as many as 8 triples in the team's first 48 games (HOF Tris Speaker, 9 in 1913).

🔴 Recorded 8 triples in a 29-game span from 4/18-5/20, joining Nomar Garciaparra (2003) and Jim Rice (1978) as the only Red Sox to record such a stretch since Babe Ruth did so in 1918.

🔴 Recorded 10 triples in a 47-game span from 4/18-6/9...Joins Nomar Garciaparra (2003) as the only Red Sox to record such a stretch since Harry Hooper did so in 1920.

A BIT OF EVERYTHING

Metric	2024 MLB Percentile
Batting Run Value (20)	87th
Fielding Run Value (12)	95th
Baserunning Run Value (6)	100th
Range (11 OAA)	95th
Arm Strength (88.2 mph)	75th
Sprint Speed (29.6 ft/sec)	96th
xwOBA (.346)	80th
xBA (.280)	89th
Bat Speed (73.6 mph)	77th
Avg. Exit Velocity (90.8 mph)	76th

ONE OF A KIND

Duran is the only AL player ever to record at least 100 hits, 10 triples, 10 HR, and 20 stolen bases before the All-Star break. The only NL player ever to do that is José Reyes (2008).

IRON MAN

Duran started each of the Sox' first 117 games. Prior to 2024, it had been 40 years since a player started each of the Sox' first 117 games of a season (Tony Armas, Mike Easler, and Dwight Evans in 1984).

🔴 The only other players to start each of their team's first 117 games in 2024 were Bobby Witt Jr. (KC), Marcell Ozuna and Matt Olson (ATL), Nick Castellanos (PHI), and Willy Adames (MIL).

SPEED DEMON

In 2024, Duran ranked in MLB's 96th percentile in sprint speed. He led the Red Sox in that statistic in each of his first 4 Major League seasons: 2021 (29.3 feet per second), 2022 (29.2), 2023 (29.5), and 2024 (29.6). The MLB average is 27.0 feet per second, while 30.0 is considered elite.

A "bolt" is any run above 30.0 feet per second. Since his 2021 debut, Duran leads the Red Sox with 117 bolts, while all Sox players have combined for 53.

EXTRA, EXTRA

In 2024, Duran ranked 4th in the Majors with 83 XBH (48 2B, 14 3B, 21 HR), including 80 batting leadoff.

🔴 Became the 12th player to record 83+ XBH in a season for the Red Sox (21st occurrence).

🔴 Joined HOF Tris Speaker (1912, '13) as the only Red Sox with 40+ XBH and 20+ stolen bases in the team's first 80 games of a season.

🔴 Is the only player in Red Sox history to record at least 50 XBH and 20 stolen bases in the team's first 97 games of a season...The only other Red Sox player to reach those marks in the team's first 100 games is Tris Speaker (1912).

🔴 Joined Mookie Betts (2016, '18) as the only Red Sox with at least 50 XBH as a leadoff hitter in the team's first 100 games of a season.

🔴 Is the only player in Red Sox history to record at least 25 stolen bases and 60 XBH in the club's first 110 games of a season...The only other player to do that for his team in 2024 was Shohei Ohtani.

2024 Timeline

- 🔴 In 16 Spring Training games, hit .250 with a .718 OPS and 1 stolen base while making 6 starts in LF, 6 in CF, and 4 in RF (12-for-48, 4 2B, 1 3B, 1 HR).
- 🔴 Stole a base in each of the Sox' first 2 games (3/28-29 at SEA)...Prior to Duran, the last Red Sox to steal a base in each of the first 2 games of a season were Lee Tinsley (1995) and Carl Yastrzemski (1977).
- 🔴 Stole 3 bases on 4/1 at OAK, matching his career high (see box on right).
- 🔴 Became the 1st player in Red Sox history to steal as many as 5 bases in the team's first 5 games of a season, as well as to steal 6+ bases in the team's first 6 games.
- 🔴 Reached base 3+ times in 3 straight games from 4/1-3 at OAK, going 3-for-5, 2-for-3 (2 HBP), and 4-for-4...Was his 1st career streak of 3+ games reaching base 3 or more times.
- 🔴 On 5/21 at TB, became only the 3rd Red Sox in the Expansion Era (since 1961) to hit a HR and steal home in the same game, joining Mike Napoli (6/22/14 at OAK) and Rico Petrocelli (9/9/67 vs. NYY) (source: Elias).
- 🔴 Recorded multiple hits in a career-high 5 straight games from 6/19-24, then again from 7/13-21.
- 🔴 Recorded his 1st career walk-off RBI on 6/24 vs. TOR, singling in the winning run to complete a 4-run comeback victory (trailed 2-6, won 7-6)...That capped off a career-best 14-game hitting streak (.419 AVG, 26-for-62).
- 🔴 Homered in a career-best 3 straight games from 6/29-7/2.
- 🔴 Earned All-Star Game MVP honors on 7/16 at TEX's Globe Life Field (see box on right).
- 🔴 In his first 6 games out of the All-Star break from 7/19-24, scored 11 runs and recorded 10 RBI, 8 XBH, a .500 OBP, and a 1.039 SLG (11-for-26, 3 2B, 2 3B, 3 HR).
- 🔴 Scored 2+ runs in 5 consecutive games from 7/20-24, MLB's longest streak of 2024...Became only the 7th Red Sox to accomplish the feat, joining Mookie Betts (2018), Kevin Youkilis (2006), Johnny Damon (2002), Ted Williams (1941, '42, '50), Jimmie Foxx (1938), and Roy Johnson (1932).

SOLO ACT

19 of Duran's 21 HR in 2024 were solo shots, including each of his first 12.

- 🔴 No other Red Sox player in the Expansion Era (1961-present) has recorded a streak of 11 or more solo HR to begin the season.
- 🔴 The only other Red Sox player in that timeframe to record at least 10 straight solo HR to begin the year was Mike Andrews in 1969.
- 🔴 The last player to record such a streak in MLB was Bryce Harper (14) in 2021 (source: Elias).

LEAD THE WAY

In 2024 Duran recorded 5 go-ahead RBI in the 8th inning or later, tied for most in the AL: 4/5 at LAA (HR, 8th inn.), 5/26 vs. MIL (1B, 8th inn.), 6/24 vs. TOR (1B, 9th inn., walk-off), 8/20 at HOU (HR, 8th inn.), and 9/18 at TB (1B, 8th inn.).

- 🔴 The only other Red Sox leadoff hitters with 5+ such RBI in a season are Nomar Garciaparra (6 in 1997) and Harry Hooper (5 in 1920).

EASY AS 1-2-3

On 4/1/24 at OAK, Duran became the 1st player in Red Sox history and the 1st Major Leaguer in the Expansion Era (since 1961) to record a hit and steal a base in each of the first 3 innings of a game.

- 🔴 The only other players in the Expansion Era to steal a base in each of the first 3 innings of a game (regardless of how they reached) are Omar Vizquel (5/17/99 at CWS), Steve Sax (5/4/88 vs. PIT), Vince Coleman (9/25/85 vs. PHI), and Willie Norwood (5/7/78 at BAL).

Source: Elias Sports Bureau

NATIONAL SPOTLIGHT

On 7/16/24 at TEX's Globe Life Field, Duran entered the All-Star Game as a defensive replacement for Aaron Judge in the top of the 5th inning (CF). In the bottom of the 5th, Duran broke a 3-3 tie with a 2-out, 2-run, game-winning HR off Hunter Greene.

- 🔴 Became the 1st Red Sox player to homer in All-Star Game since Adrian Gonzalez (2011), the youngest to do so since Fred Lynn (1975).
- 🔴 Was the 3rd Red Sox to homer in their 1st career ASG at-bat, joining J.D. Drew (2008) & David Ortiz (2004)...Only Drew and Duran homered in the first PA.
- 🔴 Was the 3rd Red Sox to hit a game-winning HR in an ASG, joining Ted Williams (1941) & Bobby Doerr (1943).
- 🔴 Was the 3rd Red Sox to hit a go-ahead HR in the 5th inning or later in an ASG, joining Ted Williams (1941, 9th inning) and Fred Lynn (1980, 5th inning).

RED SOX TO EARN ALL-STAR GAME MVP HONORS

Player (Year)	Stats
Carl Yastrzemski (1970)	4-for-6, RBI
Roger Clemens (1986)	3.0 IP (W), 0 H, 0 R, 2 SO
Pedro Martinez (1999)	2.0 IP (W), 0 H, 0 R, 5 SO
J.D. Drew (2008)	2-for-4, BB, HR, 2 RBI
Jarren Duran (2024)	1-for-2, HR, 2 RBI

- 🔴 In consultation with MLB, the Red Sox on 8/12 issued an unpaid 2-game suspension to Duran for the 8/12-13 games vs. TEX...Duran's salary from the 2 games was donated to PFLAG (Federation of Parents and Friends of Lesbians and Gays), the United States' largest organization dedicated to supporting, educating, and advocating for lesbian, gay, bisexual, transgender, and queer people and those who love them.

- 🔴 From 8/19-23, became the 1st Red Sox player in the Expansion Era (since 1961) to record an XBH and score a run in the 1st inning in 4 consecutive games (HR, 2B, 2B, 2B) (source: Elias).

- 🔴 On 8/21 at HOU, became only the 6th player since 1900 to record 30+ steals and 70+ XBH in their first 125 games of a season, joining Shohei Ohtani (2024), Alfonso Soriano (2002, '06), Howard Johnson (1989), Kiki Cuyler (1925), and Ken Williams (1922) (source: Elias).

Jarren Duran, Continued

Personal

- Full name is Jarren William Duran.
- Played 3 seasons as a 2nd baseman at California State University, Long Beach (2016-18)...Left school ranked 4th in program history with 49 steals...Earned 2nd Team All-Big West honors in 2017...In 2018, led the conference in steals (17) and led LBSU in hits (67) and runs (42).
- Graduated in 2015 from Cypress High School in CA.

In the Community

- As part of the Red Sox Rookie Development Program, visited patients at Boston Children's Hospital on 1/15/20.
- Took part in the Red Sox Holiday Caravan in December 2022, visiting children at Shriners' Children's Boston, Mass General Hospital for Children, and The BASE, a Roxbury based community organization that utilizes sports in a way to engage youth in a positive, success driven culture by providing athletic training, coaching, competition, and academic support.
- Attended Red Sox Winter Weekend in January 2024, signing autographs and posing for pictures with fans.

SEAL THE DEAL

During spring training in 2021, Jarren shared with MLB.com's Jon Paul Morosi that he once contemplated becoming a U.S. Navy SEAL. "I don't like to quit," Duran said. "That's a big thing when I've seen them. If you want to succeed, you can't quit. That inspired me. These guys just don't quit. They're winners. That's their thing: 'I'm going to win at everything I do.' ... The brotherhood they have is inseparable. It can't be compared to anybody, because you have to trust the person to your left and right with your life ... The hard work those guys do—and the great things they do for us—was a huge inspiration to me."

Jarren Duran's Career Record

YEAR	CLUB	AVG	G	AB	R	H	2B	3B	HR	RBI	SH	HB	BB	SO	SB	CS	OBP	SLG	OPS
2018	Lowell (A-)	.348	37	155	28	54	5	10	2	20	0	1	11	26	12	4	.393	.548	.941
	Greenville (A)	.367	30	128	24	47	9	1	1	15	0	1	5	22	12	6	.396	.477	.872
2019	Salem (A+)	.387	50	199	49	77	13	3	4	19	0	3	23	44	18	5	.456	.543	.998
	Portland (AA)	.250	82	320	41	80	11	5	1	19	3	5	23	84	28	8	.309	.325	.634
2020	Did Not Play																		
2021	Worcester (AAA)	.258	60	244	46	63	11	2	16	36	0	8	30	66	16	3	.357	.516	.873
	BOSTON	.215	33	107	17	23	3	2	2	10	0	0	4	40	2	1	.241	.336	.578
2022	Worcester (AAA)	.283	68	279	49	79	16	6	10	38	0	2	26	73	18	3	.349	.491	.840
	BOSTON	.221	58	204	23	45	14	3	3	17	0	4	14	63	7	1	.283	.363	.646
2023	Worcester (AAA)	.195	11	41	8	8	2	1	2	6	0	0	10	11	2	0	.353	.439	.792
	BOSTON	.295	102	332	46	98	34	2	8	40	0	3	24	90	24	2	.346	.482	.828
2024	BOSTON	.285	160	671	111	191	48	14	21	75	1	6	54	160	34	7	.342	.492	.834
	Major League Totals	.272	353	1314	197	357	99	21	34	142	1	13	96	353	67	11	.326	.457	.783
	Minor League Totals	.299	338	1366	245	408	67	28	36	153	3	20	128	326	106	29	.366	.468	.834

TRANSACTIONS: Signed by the Boston Red Sox as a 7th-round selection in the First-Year Player Draft (signed by Justin Horowitz); **INJURED LIST:** COVID-19 Related Injured List, 8/6-7/21 and 9/3-22/21; Left great toe sprain, 8/21/23 through remainder of season

Wild Card Record

YEAR	CLUB	AVG	G	AB	R	H	2B	3B	HR	RBI	SH	HB	BB	SO	SB	CS	OBP	SLG	OPS
2021	BOS vs. NYY	-	0	0	0	0	0	0	0	0	0	0	0	0	0	0	-	-	-

All-Star Game Record

YEAR	CLUB	AVG	G	AB	R	H	2B	3B	HR	RBI	SH	HB	BB	SO	SB	CS	OBP	SLG	OPS
2024	AL at TEX	.500	1	2	1	1	0	0	1	2	0	0	0	0	0	0	.500	2.000	2.500

World Baseball Classic Record

YEAR	CLUB	AVG	G	AB	R	H	2B	3B	HR	RBI	SH	HB	BB	SO	SB	CS	OBP	SLG	OPS
2023	Mexico	.000	6	5	2	0	0	0	0	0	0	0	0	2	2	0	.000	.000	.000

Career Fielding Record

POS	PCT.	G	GS	PO	A	E	TC	DP
OF	.989	341	321	703	15	10	726	4

Career Single-Game Highs

HITS: 5, 7/2/23 at TOR; **DOUBLES:** 4, 7/2/23 at TOR; **HOME RUNS:** 1, 34x, last 8/30/24 at DET; **RBI:** 4, 2x, last 7/21/24 at LAD; **RUNS SCORED:** 3, 7x, last 8/20/24 at HOU; **WALKS:** 2, 13x, last 9/20/24 vs. MIN; **STRIKEOUTS:** 4, 3x, last 5/28/23 at ARI; **STOLEN BASES:** 3, 2x, last 4/1/24 at OAK; **HITTING STREAK:** 14, 6/9-24/24; **EJECTIONS (0)**

Home Run Notes

MULTI-HOME RUN GAMES (0); LEADOFF (5): 7/1/22 at CHC off Adrian Sampson; 7/22/23 vs. NYM off Max Scherzer; 6/6/24 at CWS off Jake Woodford; 8/19/24 at HOU off Yusei Kikuchi; 8/27/24 vs. TOR off Yariel Rodriguez; **GRAND SLAMS (1):** 4/25/23 at BAL of Kyle Bradish; **PINCH-HIT (0); EXTRA-INNING (1):** 8/30/24 at DET off Tyler Holton (10th); **GAME-ENDING (0); INSIDE-THE-PARK (0)**

Major League Firsts

GAME: 7/17/21 at NYY (start in CF); **HIT:** 7/17/21 at NYY off Gerrit Cole (single, 2nd inning); **HOME RUN:** 7/19/21 at TOR off Ross Stripling (2-run, 1st inning); **GAME-ENDING RBI:** 6/24/24 vs. TOR off Zach Pop (single, 9th inning)

80 RICHARD FITTS

RHP

Bats: Right • **Throws:** Right • **Height:** 6-3 • **Weight:** 245

Opening Day Age: 25 • **MLB Service:** 22 days

Born: 12/17/1999 in Helena, AL

Acquired: From the Yankees in a 4-player trade on 12/5/2023

Contract Status: Signed through 2025



The Rundown

🔥 Is in his 4th professional season, his 2nd in the Red Sox organization...Is attending his 1st Major League Spring Training camp.

🔥 Enters 2025 ranked by *Baseball America* as the Red Sox' No. 12 prospect and their No. 5 pitching prospect.

🔥 Was acquired from NYY with RHP Nicholas Judge and RHP Greg Weissert in exchange for OF Alex Verdugo on 12/5/2023.

🔥 Selected to the ML roster on 9/8/24 and made his MLB debut that night vs. CWS.

🔥 Became the 14th pitcher in Sox history to start and allow 0 ER in their debut, the first since Tanner Houck on 9/15/20 at MIA...Was the 3rd to do so at Fenway Park, joining Aaron Sele on 6/23/93 vs. MIN and Duane Wilson on 7/2/58 vs. BAL (see box on right).

🔥 Became just the 2nd pitcher since at least 1901 to throw 5.0+ innings and allow 0 ER in each of their first 3 MLB outings (also CIN's Andrew Abbott in 2023).

🔥 Threw 5.0+ innings in each of his 4 starts for BOS... Allowed 0 ER in his first 18.2 IP, the longest streak by a Red Sox pitcher to begin a career in the Expansion Era (see table on right).

Minor League Career Highlights

🔥 Was named Worcester's 2024 Most Valuable Pitcher and won the team's 'Heart of the Heart' Community Award.

🔥 Led the 2024 WooSox in wins (9) and ranked 2nd in starts (23), innings (116.2), and strikeouts (111).

🔥 Was named International League Pitcher of the Week for 9/2-8/2024 after his start on 9/2 at Rochester (6.0 IP, 0 R, 2 H, 0 BB, 5 SO)...Retired 18 of his 20 batters faced.

🔥 Was named the 2023 Eastern League Pitcher of the Year, going 11-5 with a 3.48 ERA (59 ER/152.2 IP) in 27 starts for Double-A Somerset...Led the EL with 163 SO, 152.2 IP, and a 1.14 WHIP.

🔥 Earned 2023 Eastern League Post-Season All-Star honors and was named a 2023 Double-A All-Star by *Baseball America*.

🔥 In August 2023, posted a 1.91 ERA (6 ER/28.1 IP) across 5 starts, going 2-0 with 25 SO and 11 BB.

🔥 Was named the Florida State League Pitcher of the Week twice during 2022 with Single-A Tampa (6/20-26, 8/1-7).

LONGEST STREAK BY A RED SOX TO BEGIN CAREER WITHOUT ALLOWING AN EARNED RUN, EXPANSION ERA (1961-PRESENT)

Pitcher	Season	IP
Richard Fitts	2024	18.2
Dick Radatz	1962	18.1
Vaughn Eshelman	1995	18.0

Source: Elias Sports Bureau

RED SOX TO PITCH 5.0+ IP WITH 0 ER IN EACH OF THEIR FIRST 2 CAREER GAMES

Pitcher (Year)	Game 1	Game 2
Richard Fitts (2024)	9/8 vs. CWS	9/13 at NYY
Tanner Houck (2020)	9/15 at MIA	9/20 vs. NYY
Vaughn Eshelman (1995)	5/2 at NYY	5/7 at DET
Dave Ferris (1945)	4/29 at PHI-G1	5/6 vs. NYY-G1

RED SOX TO START AT HOME IN THEIR MLB DEBUT AND ALLOW 0 ER

Pitcher	Game	IP	R	ER
Richard Fitts	9/8/24 vs. CWS	5.2	2	0
Aaron Sele	6/23/93 vs. MIN	7.0	1	0
Duane Wilson	7/2/58 vs. BAL	6.0	1	0
Larry Pape	7/6/1909 vs. WSH-G2	9.0	0	0

2024 Highlights

🔥 Made his MLB debut, splitting the season between Triple-A Worcester (24 G/23 GS) and BOS (4 GS).

🔥 Threw 5.0+ innings in each of his 4 starts for BOS... Allowed 0 ER in his first 18.2 IP, the longest streak by a Red Sox pitcher to begin a career in the Expansion Era (see table on right).

🔥 Of 69 batted balls against him in the Majors, only 1 was barreled.

🔥 Was named Worcester's Most Valuable Pitcher and won the team's 'Heart of the Heart' Community Award... Led the WooSox in wins (9) and ranked 2nd in starts (23), innings (116.2), and strikeouts (111).

🔥 Threw 5.0+ innings in 15 of his 23 Triple-A starts, including 6.0+ innings in 7 of them...Allowed 2 or fewer ER in each of his 7 starts of at least 6.0 IP.

Richard Fitts, Continued

2024 Timeline

- 🔥 Spring Training: 1 G, 0.00 ERA (0 ER/3.1 IP), 2 H, BB, 3 SO.
- 🔥 Started the Red Sox' exhibition at TEX on 3/26, tossing 3.1 scoreless innings (2 H, BB, 3 SO).
- 🔥 Began the season with Worcester and started the team's 5th game of the year.
- 🔥 Pitched a season-high 7.0 innings on 5/29 at Charlotte... Did not allow a baserunner through 7.0 IP, then allowed a leadoff single in the 8th and was relieved (7.0 IP, 1 R/0 ER, 0 BB, 7 SO).
- 🔥 Tossed 5.0 scoreless innings on 6/22 vs. Columbus, recording a season-high 9 SO...Allowed just 4 hits and 1 BB, retiring 15 of 20 batters faced.
- 🔥 From 8/2-9/2, made 6 straight starts of at least 5.0 IP and 3 or fewer ER allowed (4-0, 2.38 ERA, 9 ER/34.0 IP)... In that span, recorded 37 SO and only 4 BB.
- 🔥 Was named International League Pitcher of the Week for 9/2-8 after his start on 9/2 at Rochester (6.0 IP, 0 R, 2 H, 0 BB, 5 SO)...Retired 18 of his 20 batters faced.
- 🔥 Threw 5.0+ innings in each of his final 10 starts of the season between Worcester and BOS (see table on right).
- 🔥 Selected to the ML roster on 9/8 and made his debut that day vs. CWS (5.2 IP, 2 R/0 ER)...Became the 14th pitcher in Sox history to start and allow 0 ER in their debut, the first since Tanner Houck on 9/15/20 at MIA... Was the 3rd to do so at Fenway Park, joining Aaron Sele on 6/23/93 vs. MIN and Duane Wilson on 7/2/58 vs. BAL.
- 🔥 Went 5.0 scoreless innings in his 2nd start on 9/13 at NYY...Became the 4th pitcher in franchise history to toss at least 5.0 innings and allow 0 ER in each of their first 2 career games (see box on right).
- 🔥 Threw 5.0 scoreless innings on 9/20 vs. MIN, joining CIN's Andrew Abbott (2023) as the only pitchers since 1901 to allow 0 ER over 5.0+ IP in each of their first 3 MLB outings.

FITTS' FINAL 10 STARTS OF 2024

Game	Stats
8/2 vs. BUF	ND, 6.0 IP, 1 ER, 5 H, 0 BB, 7 SO
8/8 at SYR	W, 6.0 IP, 2 ER, 5 H, 1 BB, 7 SO
8/14 vs. LHV	ND, 5.0 IP, 1 ER, 5 H, 1 BB, 5 SO
8/21 at NOR	W, 5.0 IP, 3 ER, 4 H, 2 BB, 7 SO
8/27 vs. TOL	W, 6.0 IP, 2 ER, 5 H, 0 BB, 6 SO
9/2 at ROC	W, 6.0 IP, 0 ER, 2 H, 0 BB, 5 SO
9/8 vs. CWS	ND, 5.2 IP, 0 ER, 6 H, 1 BB, 2 SO
9/13 at NYY	ND, 5.0 IP, 0 ER, 2 H, 3 BB, 2 SO
9/20 vs. MIN	ND, 5.0 IP, 0 ER, 5 H, 1 BB, 3 SO
9/25 at TOR	L, 5.0 IP, 4 ER, 6 H, 2 BB, 2 SO
Totals:	4-1, 2.14 ERA, .225 AVG, 11 BB, 46 SO, 6 HR

Fitts became just the 2nd pitcher since at least 1901 to throw 5.0+ innings and allow 0 ER in each of their first 3 MLB outings (also CIN's Andrew Abbott in 2023).

Personal

- 🔥 Full name is Richard Logan Fitts.
- 🔥 Played 3 seasons at Auburn University (2019-21), where he helped the Tigers reach the 2019 College World Series.
- 🔥 Graduated from Helena High School (AL).
- 🔥 His brother, Trevor, played baseball at Mississippi State University (2012-15).

In the Community

- 🔥 Participated in the Red Sox Rookie Development Program in January 2024...The program included 2 workouts daily, seminars focused on assimilation into Major League life on and off the field, an RBI clinic with the Red Sox Foundation, and a visit to Boston Children's Hospital.
- 🔥 Attended Red Sox Winter Weekend in January 2024, signing autographs and posing for pictures with fans.
- 🔥 Attended Fenway Fest in January 2025, signing autographs and posing for pictures with fans.

Richard Fitts' Career Record

YEAR	CLUB	W-L	ERA	G	GS	SV	IP	H	R	ER	HR	HB	BB	SO	SO/9	WHIP	AVG
2022	Tampa (A)	3-8	5.01	17	17	0	79.0	73	47	44	13	3	17	93	10.59	1.14	.239
	Hudson Valley (A+)	4-0	0.55	5	5	0	33.0	17	3	2	1	2	3	38	10.36	0.61	.152
2023	Somerset (AA)	11-5	3.48	27	27	0	152.2	131	60	59	22	3	43	163	9.61	1.14	.227
2024	Worcester (AAA)	9-5	4.17	24	23	0	116.2	112	59	54	19	5	37	111	8.56	1.28	.253
	BOSTON	0-1	1.74	4	4	0	20.2	19	6	4	0	0	7	9	3.92	1.26	.250
Major League Totals		0-1	1.74	4	4	0	20.2	19	6	4	0	0	7	9	3.92	1.26	.250
Minor League Totals		27-18	3.75	73	72	0	381.1	333	169	159	55	13	100	405	9.56	1.14	.232

TRANSACTIONS: Signed by the New York Yankees as a 6th-round selection in the 2021 First-Year Player Draft; Acquired by the Boston Red Sox with RHP Greg Weissert and RHP Nicholas Judice in exchange for OF Alex Verdugo, 12/5/2023; **INJURED LIST:** None

Career Single-Game Highs

INNINGS: 5.2, 9/8/24 vs. CWS; **STRIKEOUTS:** 3, 9/20/24 vs. MIN; **HITS:** 6, 2x, last 9/25/24 at TOR; **RUNS:** 4, 9/25/24 at TOR; **WALKS:** 3, 9/13/24 at NYY; **HOME RUNS:** N/A; **SCORELESS INNINGS STREAK:** 13.0, 9/13-25/24; **EJECTIONS (0)**

Major League Firsts

APPEARANCE: 9/8/24 vs. CWS (5.2 IP, start); **STRIKEOUT:** 9/8/24 vs. CWS (Lenyn Sosa, swinging); **WIN:** N/A; **SAVE:** N/A

91 JHOSTYNXON GARCIA

OF

Bats: Right • **Throws:** Right • **Height:** 6-0 • **Weight:** 225

Opening Day Age: 22 • **MLB Service:** None

Born: 12/11/2002 in San Fernando de Apure, Apure, VZ

Acquired: Signed as an international free agent, 7/2/2019

Contract Status: Signed through 2025



Career Highlights

- Is in his 5th professional season, all in the Red Sox organization...Has hit .258 (236-for-913) with a .356 OBP, .462 SLG, and .818 OPS in 256 career minor league games.
- Led all Boston farmhands in home runs in 2024 (23).
- In 2024, set career highs in games (107), hits (118), doubles (24), HR (23), runs (78), RBI (66), AVG (.286), and SLG (.536).
- Enters 2025 ranked by *Baseball America* as the Red Sox' No. 8 prospect.
- Named to the 2024 MiLB Awards All-MiLB Prospect First Team with the Double-A Portland Sea Dogs, and he was honored in 2024 as a *Baseball America* High Class A All-Star for High-A Greenville Drive.
- Has made 134 starts in CF, 66 in RF, and 17 in LF.
- Named Red Sox Minor League Defensive Player of the Month for August 2023.
- Made his Single-A debut in 2023, recording a team-leading 5 outfield assists.
- In 2021, led the DSL Red Sox Blue in HR (4), SLG (.481), OPS (.905), walks (33), and XBH (15).

2024 Highlights

- Split the season between Single-A Salem (24 G), High-A Greenville (53 G), and Double-A Portland (30 G), setting career highs in 2024 in most major offensive categories, including the following: hits (118), games played (107), HR (23), doubles (24), RBI (66), runs scored (78), AVG (.286), and SLG (.536).
- Led all Boston farmhands in home runs (23).
- Named to the 2024 MiLB Awards All-MiLB Prospect First Team with the Double-A Portland Sea Dogs...He hit .263 (30-for-114) in 30 games for the club with 4 doubles, 2 triples, 2 HR, 10 RBI, 6 walks, and 14 runs scored.
- Honored in 2024 as a *Baseball America* High Class A All-Star for High-A Greenville Drive...In 53 G, posted a .311/.371/.627 slash line with a .998 OPS.
- Ended the season ranked by MLB.com as Boston's No. 9 prospect.

Jhostynxon Garcia's Career Record

YEAR	CLUB	AVG	G	AB	R	H	2B	3B	HR	RBI	SH	HBP	BB	SO	SB	CS	OBP	SLG	OPS
2021	DSL Red Sox (R)	.281	45	135	36	38	7	4	4	27	0	1	33	32	5	4	.424	.481	.905
2022	FCL Red Sox (R)	.188	31	101	18	19	5	2	3	17	0	4	18	38	4	2	.328	.366	.694
2023	Salem (A)	.230	73	265	46	61	14	6	4	24	0	4	37	79	9	2	.329	.374	.703
2024	Salem (A)	.258	24	89	20	23	6	1	5	19	0	0	15	25	14	0	.365	.517	.882
	Greenville (A+)	.311	53	209	44	65	14	2	16	37	0	8	12	50	1	3	.371	.627	.998
	Portland (AA)	.263	30	114	14	30	4	2	2	10	0	4	6	24	2	4	.320	.386	.706
Minor League Totals		.258	256	913	178	236	50	17	34	134	0	21	121	248	35	15	.356	.462	.818

TRANSACTIONS: Signed by the Boston Red Sox as an international free agent, 7/2/2019 (signed by Rolando Pino and Eddie Romero)

THE PASSWORD

Jhostynxon (pronounced JOES-tin-son) goes by the nickname, "The Password."...The nickname originated when the Twitter account @Inside-Fastball tweeted in October 2021, "New idea: Nicknaming Boston prospect Jhostynxon Garcia, 'The Password'. Can we get some momentum behind this?"...Jhostynxon replied, "Thank you" to the tweet and included the nickname on his Twitter bio.

2024 Timeline

- Began the season with Single-A Salem, and he hit .325 (13-for-40) in his 1st 11 games before being placed on the 7-Day Injured List with a left hamstring strain...Reinstated from the IL on 5/5.
- After posting a .882 OPS in 24 games for Salem, he was promoted to High-A Greenville on 5/29.
- In 53 G with Greenville, hit .311 with 16 HR and 37 RBI...Promoted to Double-A Portland on 8/13 where he finished the year, batting .263 (30-for-114) in 30 G.

Personal

- Full name is Jhostynxon Alirio Garcia.
- Is the older brother of Johanfran Garcia, also in the Red Sox system.
- Participated in the Red Sox Rookie Development Program in January 2025...Program included 2 workouts daily, seminars focused on assimilation into Major League life on and off the field, an RBI clinic with the Red Sox Foundation, and a visit to Boston Children's Hospital.
- Attended Fenway Fest in January 2025, signing autographs and posing for pictures with fans.

54 LUCAS GIOLITO

RHP

Bats: Right • **Throws:** Right • **Height:** 6-6 • **Weight:** 275

Opening Day Age: 30 • **MLB Service:** 7 years, 80 days

Born: 7/14/1994 in Santa Monica, CA

Acquired: Signed as a free agent on 1/3/2024

Contract Status: Signed through 2025



The Rundown

- Is in his 2nd season with the Red Sox.
- Selected by WSH in the 1st round of the 2012 First-Year Player Draft (No. 16 overall).
- Has pitched in 180 games (178 starts) for WSH (2016), CWS (2017-23), LAA (2023), and CLE (2023).
- Has made 3 Opening Day starts (2020-22 with CWS) and made 3 other Opening Day rotations (2018-19, '23).
- Received votes for the AL Cy Young Award in each season from 2019-21 (T-6th, 7th, 11th).
- Named a 2019 All-Star via the Player Vote (1.0 IP, 0 R).
- Threw the 19th no-hitter in White Sox history on 8/25/20 vs. PIT (13 SO, 1 BB).
- Is 1 of 11 pitchers to make at least 30 starts in each of the last 3 seasons (2021-23).
- Owens the 2 highest single-season strikeout rates among qualified pitchers in White Sox history (33.7% in 2020, 32.3% in 2019).
- Has made 2 Postseason starts: 2020 AL Wild Card Game 1 at OAK (W, 7.0 IP, 1 R) and 2021 ALDS Game 2 at HOU (ND, 4.1 IP, 4 R).

Additional Career Highlights

- Underwent Tommy John surgery on 9/13/12 (performed by Dr. Lewis Yocum).
- Named AL Pitcher of the Month for May 2019...Tabbed AL Player of the Week for 5/27-6/2/19 and 8/24-30/20.
- In 2019, was a finalist for a Rawlings Gold Glove Award and the "Players Choice" AL Comeback Player of the Year Award.
- Lowered his ERA from 6.13 in 2018 to 3.41 in 2019 (-2.72), the 3rd-best improvement in MLB history behind CHC's Dick Ellsworth (-2.98, 1962-63) and CWS's Dennis Lamp (-2.79, 1980-81) (source: STATS LLC).
- From 5/7-6/14 in 2019, became the 2nd pitcher since 1920 to win 8 straight starts while allowing 5 or fewer hits in each outing, joining Randy Johnson (9 from 1999-2000) (source: STATS LLC).
- In 2020, struck out 13 batters in back-to-back starts on 8/20 vs. DET (7.0 IP, 0 R) and 8/25 vs. PIT (no-hitter)...Is the only pitcher in White Sox history with 13+ SO and 0 runs allowed in consecutive starts...The only other pitchers to do that are Hideo Nomo (1995), Chan Ho Park (2000), Clayton Kershaw (2015), and Shane Bieber (2020).
- Is the only White Sox pitcher to strike out the side in the club's opening inning of a season (2021) (source: Elias).
- Underwent a successful right elbow ulnar collateral ligament repair with internal brace on 3/12/24 (performed by Dr. Jeffrey Dugas at the Andrews Sports Medicine & Orthopedics Center in Birmingham, AL).

GIOLITO'S RANKINGS, 2018-2023

Stat	AL	MLB
167 starts	3rd	T-5th
947.0 IP	3rd	8th
1,032 SO	2nd	7th
5 CG	T-3rd	T-5th
3 SHO	T-2nd	T-3rd
58 wins	7th	18th

UNHITTABLE

Giolito has carried a no-hitter into the 6th inning 6 times, including the Postseason (see list below).

- Threw a no-hitter on 8/25/20 vs. PIT (13 SO, 1 BB, 101 pitches)...His 13 SO are the most ever by a CWS pitcher in a no-hitter...His 30 swings-and-misses were the most in a no-hitter since Nolan Ryan in 1990 (31).
- Also threw a no-hitter for Triple-A Charlotte on 5/25/17 vs. Syracuse-G1 (7.0 IP), the first no-hitter in BB&T Ballpark history.

GIOLITO'S NO-HIT BIDS OF 5.0+ INNINGS

Game	Inn.	Final Stats
6/28/18 vs. MIN	5.1	ND, 6.1 IP, 1 R, 4 H
3/31/19 at KC	6.1	W, 6.2 IP, 2 R, 3 H
8/25/20 vs. PIT	9.0	W, 9.0 IP, 0 R, 0 H
*9/29/20 at OAK	6.0	W, 7.0 IP, 1 R, 2 H
4/18/23 vs. PHI-G2	6.0	W, 6.0 IP, 0 R, 0 H
6/6/23 at NYY	6.0	W, 6.0 IP, 0 R, 0 H

*AL Wild Card Game 1

GIOLITO'S POSTSEASON DEBUT

Giolito made his Postseason debut in Game 1 of the 2020 AL Wild Card at OAK, earning the win after allowing 1 run in 7.0 IP. He retired his first 18 batters faced before allowing a leadoff single in the 7th inning.

- Became the 5th pitcher in MLB history to be perfect through 6.0 IP of a Postseason start, joining Mike Mussina (Game 1 of 2004 ALCS), Jim Lonborg (Game 2 of 1967 WS), Don Larsen (Game 5 of 1956 WS), and Herb Pennock (Game 3 of 1927 WS).

Minor League Career Highlights

- Entered the season ranked by *Baseball America* as a top 100 prospect in 2013 (No. 67), 2014 (No. 21), 2015 (No. 7), 2016 (No. 5), and 2017 (No. 25)...Entered each of those seasons ranked as his organization's No. 1 or No. 2 prospect (2, 1, 1, 1, 2).
- Pitched in the 2014 and 2015 SiriusXM All-Star Futures Games...Was the starting pitcher in 2015 (2.0 IP, 0 R).
- Named 2014 Nationals Minor League Pitcher of the Year.
- Earned his league's Pitcher of the Week honor 5 times: South Atlantic League (6/23-29/14, 7/21-27/14), Eastern League (8/10-16/15, 6/6-12/16), and International League (5/22-28/17).

2024 Timeline

- Missed the entire 2024 season recovering from surgery performed on 3/12.
- Made 2 Spring Training starts: 2/25 vs. MIN (2.0 IP, 0 R, 0 H, BB, SO) and 3/1 at MIN (2.1 IP, 4 R, 2 H, 3 BB, SO).
- On 3/12, underwent a successful right elbow ulnar collateral ligament repair with internal brace...The procedure was performed by Dr. Jeffrey Dugas at the Andrews Sports Medicine & Orthopedics Center in Birmingham, AL.
- Placed on the 60-Day IL on 3/24.

Personal

- Served as the White Sox' MLBPA union representative and was a member of the MLBPA executive subcommittee.
- Is an avid and popular video game player on Twitch...Was the runner-up in the inaugural 2020 MLB The Show Players League Championship (lost to Blake Snell in the finals).
- Is a 2012 graduate of Harvard Westlake High School in Los Angeles, where he was teammates with Jack Flaherty and Max Fried...Current White Sox pitching coach Ethan Katz was his high school pitching coach.
- His parents, Rick Giolito and Lindsay Frost, are actors...Rick has appeared in "As the World Turns," "Who's the Boss," "Hunter," "Jake and the Fatman," and "Twin Peaks"...Lindsay acted in "The Ring," "Collateral Damage," "Without a Trace," "The Unit," "Boston Legal," "Crossing Jordan," "Lost," "Frasier" and "CSI."
- His uncle, Mark Frost, was a co-creator and writer of the ABC and Showtime drama "Twin Peaks."
- His grandfather, Warren Frost, played Susan's father, Henry, on "Seinfeld."

WHITE SOX SINGLE-SEASON LEADERS IN STRIKEOUT %

Rk.	Pitcher (Year)	SO%
1.	Lucas Giolito (2020)	33.7
2.	Lucas Giolito (2019)	32.3
3.	Chris Sale (2015)	32.1
4.	Dylan Cease (2021)	31.9
5.	Dylan Cease (2022)	30.39
6.	Chris Sale (2014)	30.36
7.	Lucas Giolito (2021)	27.9

WHITE SOX SINGLE-SEASON LEADERS IN SO/9.0 IP

Rk.	Pitcher (Year)	SO/9.0 IP
1.	Dylan Cease (2021)	12.28
2.	Lucas Giolito (2020)	12.07
3.	Chris Sale (2015)	11.82
4.	Lucas Giolito (2019)	11.62
5.	Dylan Cease (2022)	11.10
6.	Dylan Cease (2023)	10.88
7.	Chris Sale (2014)	10.76
8.	Lucas Giolito (2021)	10.13

In the Community

- Created "Giolito's Game Changers" in 2021, a program that combines his passion to support youth empowerment and love for animals.
- Is involved in Orphan Kitten Project (OKP), a veterinary student-run organization that provides home and round-the-clock medical care to abandoned kittens...Has raised money for the project through his personal Twitch stream.
- Has made countless visits to hospitals and schools.
- Has served on the board of the Taylor Hooton Foundation, widely acknowledged as the leader in the advocacy against the use of appearance- and performance-enhancing substances by the youth of America.
- Visited the Dominican Republic in December 2022 with "Players for the Planet (PFTP)" to remove garbage and waste from beaches and raise awareness about recycling infrastructure.
- Has volunteered for and partnered with countless community programs and initiatives, including the White Sox Amateur City Elite (ACE) Program; Illinois Youth Center Chicago; Safe Humane Chicago (SHC); White Sox Volunteer Corps; and PLAY campaign.
- In July 2020, teamed up with a group of Chicago athletes to support the transformation of a liquor store into a grocery store in the underserved South Austin neighborhood.
- In 2020, participated in voter awareness PSAs to support the White Sox' "Step Up to the Plate and Vote" initiative.

Lucas Giolito, Continued

Lucas Giolito's Career Record

YEAR	CLUB	W-L	ERA	G	GS	SV	IP	H	R	ER	HR	HB	BB	SO	SO/9	WHIP	AVG
2012	GCL Nationals (R)	0-0	4.50	1	1	0	2.0	2	1	1	0	0	0	1	4.50	1.00	.286
2013	GCL Nationals (R)	1-1	2.78	8	8	0	22.2	19	8	7	0	0	10	25	9.93	1.28	.232
	Auburn (A)	1-0	0.64	3	3	0	14.0	9	1	1	1	2	4	14	9.00	0.93	.191
2014	Hagerstown (A)	10-2	2.20	20	20	0	98.0	70	28	24	7	1	28	110	10.10	1.00	.197
2015	Potomac (A+)	3-5	2.71	13	11	0	69.2	65	24	21	1	3	20	86	11.11	1.22	.244
	Harrisburg (AA)	4-2	3.80	8	8	0	47.1	48	21	20	2	3	17	45	8.56	1.37	.265
2016	Hagerstown (A)	0-0	5.14	1	1	0	7.0	6	4	4	2	0	0	4	5.14	0.86	.231
	Harrisburg (AA)	5-3	3.17	14	14	0	71.0	67	37	25	2	4	34	72	9.13	1.42	.247
	Syracuse (AAA)	1-2	2.17	7	7	0	37.1	31	11	9	3	1	10	40	9.64	1.10	.225
	WASHINGTON	0-1	6.75	6	4	0	21.1	26	18	16	7	1	12	11	4.64	1.78	.293
2017	Charlotte (AAA)	6-10	4.48	24	24	0	128.2	122	66	64	17	4	59	134	9.37	1.41	.255
	CHICAGO-AL	3-3	2.38	7	7	0	45.1	31	14	12	8	3	12	34	6.75	0.95	.190
2018	CHICAGO-AL	10-13	6.13	32	32	0	173.1	166	123	118	27	15	90	125	6.49	1.48	.250
2019	CHICAGO-AL	14-9	3.41	29	29	0	176.2	131	69	67	24	4	57	228	11.62	1.06	.205
2020	CHICAGO-AL	4-3	3.48	12	12	0	72.1	47	31	28	8	2	28	97	12.07	1.04	.184
2021	CHICAGO-AL	11-9	3.53	31	31	0	178.2	145	74	70	27	2	52	201	10.13	1.10	.219
2022	CHICAGO-AL	11-9	4.90	30	30	0	161.2	171	92	88	24	4	61	177	9.85	1.44	.272
2023	CHICAGO-AL	6-6	3.79	21	21	0	121.0	106	55	51	20	6	42	131	9.74	1.22	.232
	LOS ANGELES-AL	1-5	6.89	6	6	0	32.2	33	28	25	10	3	15	34	9.37	1.47	.258
	CLEVELAND	1-4	7.04	6	6	0	30.2	30	27	24	11	0	16	39	11.45	1.50	.248
2024	BOSTON																
							Did Not Pitch										
Major League Totals		61-62	4.43	180	178	0	1013.2	886	531	499	166	40	385	1077	9.56	1.25	.233
Minor League Totals		31-25	3.18	99	97	0	497.2	439	201	176	35	18	182	531	9.60	1.25	.237

TRANSACTIONS: Signed by the Washington Nationals as a 1st-round selection in the 2012 First-Year Player Draft (signed by Mark BACA); Acquired by the Chicago White Sox with RHPs Dane Dunning and Reynaldo López in exchange for OF Adam Eaton, 12/7/2016; Acquired by the Los Angeles Angels with RHP Reynaldo López in exchange for C Edgar Quero and LHP Ky Bush, 7/26/2023; Claimed off waivers by the Cleveland Guardians, 8/31/2023; Signed by the Boston Red Sox as a free agent, 1/4/2024; **INJURED LIST:** Strained left hamstring, 4/18-5/1/2019; Strained right lat, 9/17/2019 through remainder of season; Strained left hamstring, 9/3-13/2021; Abdominal strain, 4/9-23/2022; COVID-19 Related Injured List, 5/13-17/2022; Right UCL surgery recovery, 3/24/2024 through remainder of season

Postseason Record

W-L	ERA	G	GS	SV	IP	H	R	ER	HR	HB	BB	SO	SO/9	WHIP	AVG
1-0	3.97	2	2	-	11.1	5	5	5	0	0	6	12	9.53	0.97	.132

Wild Card Record

YEAR	CLUB	W-L	ERA	G	GS	SV	IP	H	R	ER	HR	HB	BB	SO	SO/9	WHIP	AVG
2020	CWS vs. OAK	1-0	1.29	1	1	-	7.0	2	1	1	-	-	1	8	10.29	0.43	.087

Division Series Record

YEAR	CLUB	W-L	ERA	G	GS	SV	IP	H	R	ER	HR	HB	BB	SO	SO/9	WHIP	AVG
2021	CWS vs. HOU	0-0	8.31	1	1	-	4.1	3	4	4	0	0	5	4	8.31	1.85	.200

All-Star Game Record

YEAR	CLUB	W-L	ERA	G	GS	SV	IP	H	R	ER	HR	HB	BB	SO	SO/9	WHIP	AVG
2019	AL at CLE	0-0	0.00	1	0	-	1.0	0	0	0	0	0	1	1	9.00	1.00	.000

Career Single-Game Highs

INNINGS: 9.0, 4x, last 7/17/21 vs. HOU; **STRIKEOUTS:** 13, 3x, last 8/25/20 vs. PIT; **HITS:** 12, 4/7/23 at PIT; **RUNS:** 9, 3x, last 9/4/23 vs. MIN; **WALKS:** 7, 3x, last 5/25/23 at DET; **HOME RUNS:** 4, 7/25/19 vs. MIN; **SCORELESS INNINGS STREAK:** 22.0, 5/28-6/8/19; **EJECTIONS (2):** 9/8/17 vs. SF (HP Gabe Morales); 6/3/21 vs. DET (HP Will Little)

Major League Firsts

APPEARANCE: 6/28/16 vs. NYM (4.0 IP, start); **STRIKEOUT:** 6/28/16 vs. NYM (Asdrubal Cabrera, swinging); **WIN:** 8/27/17 vs. DET (7.0 IP); **SAVE:** N/A

23 ROMY GONZALEZ

INF/OF

Bats: Right • **Throws:** Right • **Height:** 6-1 • **Weight:** 210

Opening Day Age: 28 • **MLB Service:** 2 years, 83 days

Born: 9/6/1996 in Miami, FL

Acquired: Claimed off waivers from the Chicago White Sox on 1/31/2024

Contract Status: Signed through 2025



Career Highlights

- Is in his 2nd season in the Red Sox organization.
- Selected by the White Sox in the 18th round of the 2018 First-Year Player Draft (No. 528 overall).
- Earned the 2024 Red Sox Unsung Hero Award from the BBWAA Boston Chapter.
- Was claimed off waivers by BOS from CWS on 1/21/24 and made his Red Sox debut on 4/9/24...Played in a career-high 89 games (41 starts) for Boston in 2024.
- In his ML career, has started at 2B (59), SS (12), 3B (11), 1B (10), RF (7), LF (3), CF (1), and DH (1)...Has also made 1 pitching appearance (0.1 IP on 9/16/21 vs. LAA).
- Made his 1st Opening Day roster in 2023 (CWS).
- Entered the 2022 season ranked by *Baseball America* as the No. 15 prospect and best power hitter in the White Sox' system, but missed a majority of the 2022 and 2023 seasons on the Injured List.
- In 2021, hit .283 with 24 HR, 24 steals, and an .896 OPS in 93 games between Double-A Birmingham and Triple-A Charlotte...Also made his big league debut that season as a September call-up.
- Has recorded 5 multi-HR games, all in the minors.

2024 Highlights

- Played in a career-high 89 games (41 starts), after appearing in 86 games over his first 3 seasons...Missed 39 games due to a pair of stints on the Injured List.
- Played 7 defensive positions (see breakdown on right)...Was the 1st Red Sox player since Brock Holt (2015) to play at least 1 game at 1B, 2B, 3B, SS, LF, CF, and RF in a season...Was 1 of 6 Major Leaguers to play each of those 7 positions in 2024.
- Was the only player in 2024 to play at least 75.0 innings at each of the 4 infield positions (1B, 2B, 3B, SS).
- Led MLB in pinch-hit HR (3) and RBI (10)...Is 1 of only 7 Red Sox with as many as 3 pinch-hit HR in a season (see box on right).
- Ranked in MLB's 90th percentile in sprint speed (28.9 feet per second)...Was 11-for-14 in SB attempts.
- Led MLB in average HR distance (min. 5 HR) (see box on right).
- Recorded a .302 AVG/.879 OPS vs. LHP (6 HR) and a .217 AVG/.498 OPS vs. RHP (0 HR).
- Hit 2 of the Sox' 5 longest HR of the season on 8/5 at KC (3rd, 452 feet) and 9/22 vs. MIN-G2 (T-4th, 448 feet).
- In 53 PA when leading off an inning, hit .353 with an .887 OPS (18-for-51, 2 HR).
- Also played in 13 games with Triple-A Worcester, including 6 while on rehab assignments.

GONZALEZ'S 2024 DEFENSIVE BREAKDOWN

Position	Starts	Innings
1B	10	93.0
2B	13	130.1
3B	8	79.0
SS	8	80.1
LF	0	5.0
CF	1	9.0
RF	0	11.0

- Gonzalez was the only player in 2024 to play at least 75.0 innings at each of the 4 infield positions (1B, 2B, 3B, SS).

MOST PINCH-HIT HOME RUNS IN A SEASON (RED SOX HISTORY)

Rk.	Player (Season)	HR
1.	Joe Cronin (1943)	5
T2.	Jonny Gomes (2013)	4
T2.	Del Wilber (1953)	4
T4.	Romy Gonzalez (2024)	3
T4.	Bernie Carbo (1977)	3
T4.	Ted Williams (1957)	3
T4.	Charlie Maxwell (1951)	3

GONZALEZ'S 2024 PINCH-HITTING RANKINGS

Stat	AL	MLB
43 PA	2nd	2nd
10 hits	T-1st	T-2nd
3 HR	1st	1st
10 RBI	1st	1st
.944 OPS*	3rd	5th

*Min. 20 PA

LONGEST AVERAGE HOME RUN DISTANCE IN 2024

Rk.	Player (Team)	Ft.
1.	Romy Gonzalez (BOS)	423
2.	Oneil Cruz (PIT)	422
3.	Salvador Perez (KC)	420

(Among players who hit more than 5 HR)

Romy Gonzalez, Continued

2024 Timeline

- 🔴 Spring Training: 17 G, .242 AVG, .670 OPS, HR, 2 RBI.
- 🔴 Began the season with Triple-A Worcester...In 7 games, went 9-for-28 with a double, 2 3B, 3 HR, and 10 RBI (.321 AVG, .821 SLG, 1.196 OPS).
- 🔴 Hit 2 HR on Worcester's Opening Day (3/29 at Lehigh Valley)...6 of his first 7 hits with the WooSox went for extra bases, including each of his first 4.
- 🔴 Was recalled by BOS on 4/9 prior to the home opener vs. BAL...Made his Red Sox debut as a pinch hitter in the 8th inning...Made his 1st start with the club the following day on 4/10 vs. BAL at SS.
- 🔴 Recorded at least 1 hit in each of his first 6 starts of the season through 5/19, and in 13 of his first 14 through 7/5 (career-long 7 straight from 5/27-7/5).
- 🔴 Was placed on the 10-Day Injured List on 4/13 (retro to 4/11) with a left wrist sprain.
- 🔴 Made 3 rehab appearances with Worcester from 5/3-5 (4-for-11, 3 RBI, BB)...Reinstated from the IL on 5/8.
- 🔴 Recorded his 1st career walk-off RBI on 5/14 vs. TB, hitting an RBI single in the 12th inning to give BOS a 5-4 win.
- 🔴 Matched a career high with 3 RBI on 5/27 vs. BAL, hitting a 3-run triple in the 8th inning.
- 🔴 Was placed on the 10-Day IL on 6/2 (retro to 5/31) with a left hamstring strain.

- 🔴 Made 3 rehab appearances for Worcester (6-for-10, R, 2B, 4 RBI, BB, SB).
- 🔴 Was reinstated from the 10-Day IL on 6/17 and played that night at TOR, going 2-for-3 with a walk.
- 🔴 Hit a pinch-hit, game-tying, 2-run single in the 8th inning on 6/24 vs. TOR...Was part of a 4-run inning in which the Sox came back from a 6-2 deficit, later winning on a walk-off single by Jarren Duran in the 9th.
- 🔴 On 7/5 at NYY, went 2-for-3 with a run, double, HR and RBI...Both hits came off Nestor Cortes, who Gonzalez played against while at American Senior HS in Hialeah, FL...It was Gonzalez's 1st time facing Cortes since high school.
- 🔴 During a 12-game stretch from 7/20-8/7, hit .342 with a 1.059 OPS (13-for-38, 3 HR, 4 2B)...Hit 2 pinch-hit HR in that span (7/29 vs. SEA and 8/5 at KC).

Personal

- 🔴 Full name is Roman Alexander Gonzalez.
- 🔴 Played baseball at the University of Miami (2016-18).
- 🔴 Is a 2015 graduate of American Senior High School in Hialeah, FL...Earned All-State honors in 2014 and 2015.

Romy Gonzalez's Career Record

YEAR	CLUB	AVG	G	AB	R	H	2B	3B	HR	RBI	SH	HBP	BB	SO	SB	CS	OBP	SLG	OPS
2018	Great Falls (R)	.254	54	201	40	51	15	2	10	33	0	3	18	65	10	1	.323	.498	.821
2019	Kannapolis (A)	.244	101	352	35	86	22	4	4	45	4	8	38	108	11	3	.329	.364	.693
2020																			
2021	Birmingham (AA)	.267	78	303	52	81	11	0	20	47	0	3	38	97	21	6	.355	.502	.857
	Charlotte (AAA)	.370	15	54	9	20	6	0	4	14	0	0	5	15	3	0	.417	.704	1.121
	CHICAGO-AL	.250	10	32	4	8	3	0	0	2	0	0	1	11	0	0	.273	.344	.617
2022	ACL White Sox (R)	.471	5	17	5	8	0	0	4	10	0	1	1	2	0	0	.526	1.176	1.702
	Charlotte (AAA)	.198	33	121	15	24	5	0	4	10	0	1	13	45	5	2	.281	.339	.620
	CHICAGO-AL	.238	32	105	15	25	4	1	2	11	0	1	2	39	0	1	.257	.352	.609
2023	CHICAGO-AL	.194	44	93	11	18	4	2	3	14	1	0	2	36	7	0	.208	.376	.584
2024	Worcester (AAA)	.373	13	51	8	19	2	2	3	17	0	1	4	10	3	2	.421	.667	1.088
	BOSTON	.266	89	199	25	53	10	1	6	29	0	1	12	58	11	3	.306	.417	.723
	Major League Totals	.242	175	429	55	104	21	4	11	56	1	2	17	144	18	4	.271	.387	.658
	Minor League Totals	.263	299	1099	164	289	61	8	49	176	4	17	117	342	53	14	.341	.467	.808
	Red Sox Totals	.266	89	199	25	53	10	1	6	29	0	1	12	58	11	3	.306	.417	.723

TRANSACTIONS: Signed by the Chicago White Sox as an 18th-round selection in the 2018 First-Year Player Draft; Claimed off waivers by the Boston Red Sox, 1/31/2024; **INJURED LIST:** Right shoulder inflammation, 5/1-12/2023 and 6/18/2023 through remainder of season; Left wrist sprain, 4/11-5/7/2024; Left hamstring strain, 5/31-6/16/2024

Career Fielding Record

POS	PCT.	G	GS	PO	A	E	TC	DP
1B	1.000	20	10	75	14	0	89	7
2B	.982	85	59	81	136	4	221	26
3B	.903	19	11	12	16	3	31	0
SS	1.000	29	12	29	32	0	61	4
OF	.947	26	11	18	0	1	19	0

Career Single-Game Highs

HITS: 4, 9/8/22 at OAK; **DOUBLES:** 2, 9/17/21 at TEX; **HOME RUNS:** 1, 11x, last 9/22/24 vs. MIN-G2; **RBI:** 4, 9/22/24 vs. MIN-G2; **RUNS SCORED:** 3, 9/8/22 at OAK; **WALKS:** 1, 17x, last 9/3/24 at NYM; **STRIKEOUTS:** 3, 6x, last 9/9/24 vs. BAL; **STOLEN BASES:** 3, 9/7/24 vs. CWS; **HITTING STREAK:** 6, 7/20-7/26/24; **EJECTIONS (0)**

Home Run Notes

MULTI-HOME RUN GAMES (0); 2-HOME RUN GAMES (0); LEADOFF (0); GRAND SLAMS (0); PINCH-HIT (3); 7/29/24 vs. SEA off Gabe Speier (6th inning); 8/5/24 at KC off Angel Zerpa (7th inning); 9/17/24 at TB off Garret Cleavinger (8th inning); **EXTRA-INNING (0); GAME-ENDING (0); INSIDE-THE-PARK (0)**

Major League Firsts

GAME: 9/3/21 at KC (pinch hit in 7th inning); **HIT:** 9/8/21 at OAK off Andrew Chafin (single, 9th inning); **HOME RUN:** 9/3/22 vs. MIN off Aaron Sanchez (3-run, 4th inning); **GAME-ENDING RBI:** None

5 VAUGHN GRISSOM INF

Bats: Right • **Throws:** Right • **Height:** 6-2 • **Weight:** 220

Opening Day Age: 24 • **MLB Service:** 1 year, 66 days

Born: 1/5/2001 in Orlando, FL

Acquired: From the Atlanta Braves in exchange for LHP Chris Sale and cash considerations on 12/30/2023

Contract Status: Signed through 2025



Career Highlights

- Is in his 2nd season with the Red Sox.
- Missed 87 games in 2024 over 2 IL stints, from the start of the season through 5/2 (left hamstring strain) and from 6/2-8/7 (right hamstring strain).
- Selected by ATL in the 11th round of the 2019 First-Year Player Draft (No. 337 overall).
- Has played in 95 ML games with ATL (2022-23), and BOS (2024), making 69 starts at 2B, 19 at SS and 1 as the DH.
- Was selected to the Braves' 2022 and 2023 NLDS rosters...Appeared in 3 games, pinch-hitting twice and starting at 2B in Game 3 of the 2022 series at PHI.
- Owns a .289 AVG and .727 OPS vs. LHP (28-for-97, 3 2B, 2 HR), compared to a .241 AVG and .623 OPS vs. RHP (54-for-224, 9 2B, 3B, 3 HR).

Minor League Career Highlights

- In 384 career minor league games, has batted .312 (454-for-1,456) with an .867 OPS...Includes a .307 AVG (181-for-590) and .867 OPS in 157 Triple-A games.
- In his minor league career, is 69-for-80 (86.3%) in stolen base attempts.
- Recorded a 45-game on-base streak with Triple-A Gwinnett from 6/28-9/19/2023 (see box on right).
- Entered 2022 ranked as one of the Braves' top prospects by MLB.com (No. 7) and by *Baseball America* (No. 12)...Also entered 2021 ranked by *Baseball America* as the organization's No. 22 prospect.
- In 2022, was named a *Baseball America* Minor League All-Star and a South Atlantic League Post-Season All-Star...Also tabbed SAL Player of the Week for 6/13-19.
- Named a 2021 MiLB.com Organization All-Star.
- Spent the 2020 season at ATL's Alternate Training Site after being added to the 60-man player pool on 7/19.
- Made his professional debut in 2019, when he led the GCL Braves in games (44), runs (22), hits (46), doubles (7), total bases (64), and RBI (23)...Named the club's Player of the Month for August.

GRISSOM RECORDS 45-GAME ON-BASE STREAK WITH GWINNETT

Grissom reached base via hit or walk in each of his 45 games with Triple-A Gwinnett from 6/28-9/19/23. During that stretch, he batted .358 with a .478 OBP, .558 SLG, 1.036 OPS, and more walks (38) than strikeouts (29). He recorded multiple hits in 20 of those games.

BURSTING ONTO THE SCENE

Grissom made his MLB debut at Fenway Park with the Braves on 8/10/22, hitting a 2-run HR over the Green Monster in his 3rd plate appearance.

- Joined Gunnar Henderson as the only players in 2022 to homer in their debut at the age of 21 or younger (Henderson also was 21).
- Joined José Offerman as the only players ever to homer and steal a base in their MLB debut at the age of 21 or younger.
- Reached base in 13 of his first 14 career games, hitting .420 (21-for-50) in that time...The last ATL rookie to hit .420+ through 14 career games (min. 30 PA) was George Jackson (.456 in 1911).
- His 8 multi-hit efforts in his first 14 career games were tied for the most through 14 games in modern-era Braves history.
- Scored a run in each of his first 6 career games...On 8/14, became the first player in modern-era franchise history to score a run in each of his first 4 career games.

UNDERDOG STATUS

Ranked by *Baseball America* as the No. 409 prospect available in the 2019 First-Year Player Draft, Grissom was selected by the Braves in 11th round (No. 337 overall). Following his first professional season in 2019, he was not ranked among *Baseball America's* top 30 ATL prospects.

2024 Highlights

- Played 31 games (29 starts) over 2 stints with BOS, hitting .190...Made 28 starts at 2B and 1 as the DH.
- Missed 87 games over 2 IL stints, from the start of the season through 5/2 (left hamstring strain) and from 6/2-8/7 (right hamstring strain).
- Also played in 55 games for Triple-A Worcester, batting .259 with a .758 OPS (50-for-193, 4 2B, 6 HR)...Made 53 starts (44 at 2B, 9 as the DH).
- In 23 September games between BOS and Worcester, hit .338 with a .974 OPS (24-for-71, 3 2B, 3 HR, 18 BB).
- For Worcester, batted .321 with runners on (34-for-106), .313 with RISP (21-for-67), .308 with RISP and 2 outs (8-for-26), and .444 with the bases loaded (4-for-9).

Vaughn Grissom, Continued

2024 Timeline

- Did not participate in Spring Training due to injury.
- Began the season on the Injured List with a left hamstring strain...Was placed on the 10-Day IL on 3/28 (retroactive to 3/25).
- Appeared in 9 games with Worcester (10-for-30, .333 AVG) before returning from his rehab on 4/30 due to a flu-like illness.
- Was reinstated from the 10-Day IL on 5/3...Made his season debut that day at MIN, starting at 2B.
- Hit a 2-run double on 5/5 at MIN, his 1st hit with BOS.
- Was placed on the 10-Day IL on 6/2 with a right hamstring strain...Played in 13 rehab games with Worcester...Was reinstated from the IL on 8/8 and optioned to Worcester.
- Went 4-for-5 with a grand slam on 8/25 at Norfolk, beginning a 19-game span (through 9/17) in which he hit .406 with a 1.133 OPS (26-for-64, 2B, 4 HR, 22 RBI, 17 BB)...Recorded multiple hits in 4 straight games from 9/10-13.
- Homered twice on 9/11 vs. Syracuse.
- Ranked 4th among all Triple-A players with a .508 OBP in September (16-for-47, 16 BB).
- Was recalled by BOS on 9/20 and played in 8 of the Sox' final 9 games of the season...Went 8-for-24 in those games (.333 AVG, 2 2B, 2 BB)...Recorded 3 hits on 9/24 at TOR and 9/27 vs. TB.

FINISHING STRONG

In his final 21 minor league games of 2024 (8/25-9/19), all with Triple-A Worcester, Grissom batted .366 with 4 HR, 22 RBI, a .489 OBP, .549 SLG, 1.038 OPS, and more walks (18) than strikeouts (13). He was recalled by BOS on 9/20 and spent the rest of the season with the Red Sox, playing in 8 games and batting .333 (8-for-24) with a pair of doubles.

Personal

- Full name is Vaughn Anthony Grissom.
- Attended Paul J. Hagerty High School (FL).
- Grew up with DET outfielder Riley Greene, whom he was high school teammates with...They have known each other since they were 12 years old, playing against each other in Little League.

In the Community

- Participated in the Red Sox Rookie Development Program in January 2024...The program included an RBI clinic with the Red Sox Foundation and a visit to Boston Children's Hospital.
- Attended Red Sox Winter Weekend in January 2024, signing autographs and posing for pictures with fans.

Vaughn Grissom's Career Record

YEAR	CLUB	AVG	G	AB	R	H	2B	3B	HR	RBI	SH	HBP	BB	SO	SB	CS	OBP	SLG	OPS
2019	GCL Braves (R)	.288	44	160	22	46	7	1	3	23	1	4	16	27	3	0	.361	.400	.761
2020								Did Not Play											
2021	Augusta (A)	.311	75	280	52	87	15	4	5	33	2	10	34	49	13	3	.402	.446	.848
	Rome (A+)	.378	12	37	12	14	2	0	2	10	0	2	11	5	3	0	.519	.595	1.114
2022	Rome (A+)	.312	74	298	62	93	17	1	11	55	0	14	32	40	20	4	.404	.487	.891
	Mississippi (AA)	.363	22	91	10	33	3	1	3	12	0	3	4	14	7	1	.408	.516	.924
	ATLANTA	.291	41	141	24	41	6	0	5	18	0	3	11	34	5	2	.353	.440	.793
2023	Gwinnett (AAA)	.330	102	397	74	131	36	4	8	61	0	8	56	66	13	2	.419	.501	.920
	ATLANTA	.280	23	75	5	21	3	1	0	9	0	2	2	15	0	1	.313	.347	.660
2024	Worcester (AAA)	.259	55	193	27	50	4	0	6	34	0	4	36	45	10	1	.385	.373	.758
	BOSTON	.190	31	105	10	20	3	0	0	6	0	1	7	24	2	0	.246	.219	.465
Major League Totals		.255	95	321	39	82	12	1	5	33	0	6	20	73	7	3	.309	.346	.655
Minor League Totals		.312	384	1456	259	454	84	11	38	228	3	45	189	246	69	11	.404	.463	.867
Red Sox Totals		.190	31	105	10	20	3	0	0	6	0	1	7	24	2	0	.246	.219	.465

TRANSACTIONS: Signed by the Atlanta Braves as an 11th-round selection in the 2019 First-Year Player Draft; Acquired by the Boston Red Sox in exchange for LHP Chris Sale and cash considerations, 12/30/2023; **INJURED LIST:** Left hamstring strain, 3/28-5/3/24; right hamstring strain, 6/2-8/8/24;

Division Series Record

YEAR	CLUB	AVG	G	AB	R	H	2B	3B	HR	RBI	SH	HBP	BB	SO	SB	CS	OBP	SLG	OPS
2022	ATL vs. PHI	.000	2	3	0	0	0	0	0	0	0	0	0	3	0	0	.000	.000	.000
2023	ATL vs. PHI	.000	1	1	0	0	0	0	0	0	0	0	0	1	0	0	.000	.000	.000
Division Series Totals		.000	3	4	0	0	0	0	0	0	0	0	0	4	0	0	.000	.000	.000

Career Fielding Record

POS	PCT.	G	GS	PO	A	E	TC	DP
2B	.975	74	69	94	175	7	276	30
SS	.914	21	19	23	41	6	70	10

Career Single-Game Highs

HITS: 4, 9/6/22 at OAK; **DOUBLES:** 1, 9x, last 8/21/23 vs. NYM; **HOME RUNS:** 1, 5x, last 9/7/22 at OAK; **RBI:** 3, 8/17/22 vs. NYM; **RUNS SCORED:** 2, 5x, last 9/29/24 vs. TB; **WALKS:** 2, 2x, last 5/27/24 at BAL; **STRIKEOUTS:** 4, 5/4/23 at MIA; **STOLEN BASES:** 1, 7x, last 9/24/24 at TOR; **HITTING STREAK:** 6, 3x, last 10/5/22-4/18/23; **EJECTIONS (0)**

Home Run Notes

MULTI-HOME RUN GAMES (0); LEADOFF (0); GRAND SLAMS (0); PINCH-HIT (0); EXTRA-INNING (0); GAME-ENDING (0); IN-SIDE-THE-PARK (0)

Major League Firsts

GAME: 8/10/22 at BOS (starting at 2B); **HIT:** 8/10/22 at BOS off Darwinzon Hernandez (HR, 7th inning); **HOME RUN:** 8/10/22 at BOS off Darwinzon Hernandez (2-run, 7th inning); **GAME-ENDING RBI:** None

99 LUIS GUERRERO

RHP

Bats: Right • **Throws:** Right • **Height:** 6-0 • **Weight:** 215

Opening Day Age: 24 • **MLB Service:** 24 days

Born: 8/5/2000 in Baní, DR

Acquired: Selected in the 17th round of the 2021 First-Year Player Draft

Contract Status: Signed through 2025



Career Highlights

Is in his 4th professional season, his 2nd in ML Spring Training camp and his 1st as a member of the 40-man roster (added on 9/6/24).

Enters 2025 ranked by *Baseball America* as the Red Sox' No. 25 prospect and their No. 11 ranked pitching prospect.

Made his MLB debut on 9/8/24 vs. CWS in the 9th inning, retiring both of his batters faced (0.2 IP).

Enters 2025 with a career-opening streak of 9 consecutive games without allowing an earned run... Is the 4th-longest such streak to begin a career in Red Sox history (see box on right).

Has allowed 0 ER in the Majors (10.0 IP), retiring 28 of 36 batters faced with a 0.80 WHIP and .182 opponent AVG (6-for-33, 2 BB, 9 SO, 1 UER).

Has held opponents scoreless in 71.2% of his career minor league appearances (84 of 118).

Named the 2023 Red Sox Minor League Relief Pitcher of the Year.

In 2023, recorded a 2.32 ERA (14 ER/54.1 IP) with a .157 opponent AVG, 1.23 WHIP, and 68 SO over 49 appearances between Double-A Portland (43 G) and Triple-A Worcester (6 G)...Converted 18 of 22 save opportunities with POR.

Pitched in the 2023 All-Star Futures Game on 7/8/23 at T-Mobile Park in Seattle, striking out the only batter he faced.

2024 Highlights

Made his MLB debut, splitting the season between Triple-A Worcester (42 G) and BOS (9 G)...Threw a career-high 64.1 innings between the 2 clubs.

Ranked in MLB's 94th percentile in fastball velocity (97.5 mph).

Went 5-3 with a 3.31 ERA, 79 SO, and a .198 opponent AVG with Worcester (54.1 IP, 20 ER, 39-for-197)...Threw 2.0+ innings in 11 of his outings, 9 of which were scoreless.

Ranked 4th among Triple-A pitchers in SO/9.0 IP (13.09; min. 50.0 IP)...Struck out at least 1 batter in 40 of his 42 appearances, including 2+ SO in 23 of them, 3+ SO in 11, 4+ SO in 4, and 5 SO in 1.

LONGEST STREAK OF GAMES TO BEGIN CAREER WITHOUT AN EARNED RUN ALLOWED, RED SOX HISTORY

Rk.	Player	G	Dates
1.	Robby Scott	14	9/2/16-4/26/17
T2.	Dick Radatz	12	4/10-5/13/62
T2.	Austin Maddox	12	6/17-9/25/17
4.	Luis Guerrero	9	9/8/24-present

2024 Timeline

Spring Training: 5 G, 0.00 ERA (0 ER/6.1 IP), 3 H, 3 BB, 6 SO.

Began the season with Triple-A Worcester...Pitched in the WooSox' season opener on 3/29 at Lehigh Valley, retiring all 4 batters faced on 16 pitches (1 SO).

Threw 2.0 scoreless innings with 1 H and 4 SO in consecutive outings, on 4/25 and 4/28 at Toledo.

6 of his first 7 outings were scoreless through the end of April (1.86 ERA; 2 ER/9.2 IP) before allowing runs in 5 of 10 appearances in May (4.97 ERA; 7 ER/12.2 IP).

Did not allow an ER in 10 of his next 14 outings during June and July (3.57 ERA; 7 ER/17.2 IP).

Began August with 3 ER allowed on 8/2 vs. Buffalo, then made 9 consecutive scoreless appearances (12.1 IP, 4 H, 5 BB, 22 SO)...Allowed 0 hits in 7 of those 9 outings 0 baserunners in 5 of them.

Selected by BOS on 9/6...Made his debut on 9/8 vs. CWS in the 9th inning, retiring both of his batters faced (0.2 IP).

Each of his next 8 outings were at least 1.0 IP, holding opponents hitless in 4 of them.

Recorded 3 of his 4 outs on 9/15 at NYY via strikeout (1.1 IP, R, 0 ER, 2 H, BB, 3 SO).

Pitched a perfect 7th inning in the Sox' final game of the season on 9/29 vs. TB (1.0 IP).

Personal

Full name is Luis Sadiel Guerrero.

Pitched 1 season for Chipola College (FL), striking out 95 batters in 58.0 IP (14.74 SO/9.0 IP).

Born in the Dominican Republic, he moved to Boston as a child (Franklin Park) and idolized Dominican Red Sox players such as David Ortiz, Manny Ramirez, and Pedro Martinez.

Walks with a limp in his right leg due to knee surgery from when he was a child.

Luis
Guerrero

Luis Guerrero, Continued

Luis Guerrero’s Career Record

YEAR	CLUB	W-L	ERA	G	GS	SV	IP	H	R	ER	HR	HB	BB	SO	SO/9	WHIP	AVG
2022	FCL Red Sox (R)	0-0	0.00	2	0	2	2.1	0	0	0	0	0	0	3	11.57	0.00	.000
	Salem (A)	4-3	4.18	18	0	6	23.2	15	13	11	1	4	14	37	14.07	1.23	.174
	Greenville (A+)	0-2	2.08	7	0	1	13.0	11	5	3	0	1	3	19	13.15	1.08	.216
2023	Portland (AA)	3-2	1.81	43	0	18	49.2	26	14	10	2	2	30	59	10.69	1.13	.150
	Worcester (AAA)	0-1	7.71	6	0	1	4.2	4	4	4	1	0	7	9	17.36	2.36	.222
	Worcester (AAA)	5-3	3.31	42	0	2	54.1	39	22	20	6	9	32	79	13.09	1.31	.198
2024	BOSTON	0-0	0.00	9	0	0	10.0	6	1	0	0	0	2	9	8.10	0.80	.182
	Major League Totals	0-0	0.00	9	0	0	10.0	6	1	0	0	0	2	9	8.10	0.80	.182
Minor League Totals		12-11	2.93	118	0	30	147.2	95	58	48	10	16	86	206	12.56	1.23	.179

TRANSACTIONS: Signed by the Boston Red Sox as a 17th-round selection in the 2021 June Draft (signed by Dante Ricciardi); **INJURED LIST:** None

Career Single-Game Highs

INNINGS: 1.1, 4x, last 9/27/24 vs. TB; **STRIKEOUTS:** 3, 9/15/24 at NYY; **HITS:** 2, 2x, last 9/20/24 vs. MIN; **RUNS:** 1, 9/15/24 at NYY; **EARNED RUNS:** 0; **WALKS:** 1, 2x, last 9/24/24 at TOR; **HOME RUNS:** N/A; **SCORELESS INNINGS STREAK:** 5.2, 9/20/24-present; **EJECTIONS (0)**

Major League Firsts

APPEARANCE: 9/8/24 vs. CWS (0.2 IP, entered in the 9th inning with 1 out); **STRIKEOUT:** 9/10/24 vs. BAL (Emmanuel Rivera, swinging); **WIN:** N/A; **SAVE:** N/A

2025
Red Sox

17 DAVID HAMILTON

INF

Bats: Left • **Throws:** Right • **Height:** 6-0 • **Weight:** 200

Opening Day Age: 27 • **MLB Service:** 1 year, 20 days

Born: 9/29/1997 in San Marcos, TX

Acquired: From the Milwaukee Brewers in a 4-player trade on 12/1/2021

Contract Status: Signed through 2025



Career Highlights

🔥 Is in his 3rd season in the Red Sox organization, and 3rd consecutive year in ML Spring Training Camp.

🔥 Originally selected by MIL in the 8th round of the 2019 MLB First-Year Player Draft...Missed the 2019 season recovering from surgery to repair a torn Achilles tendon. Added to the Sox' 40-man roster on 11/15/22.

🔥 Made his MLB debut in 2023 (15 games).

🔥 Earned the 2024 Red Sox Heart and Hustle Award from the BBWAA Boston Chapter.

🔥 Ranked 6th among 2024 AL rookies in bWAR (see box on right).

🔥 In 2024, joined Jarren Duran as the 1st Red Sox teammates to each steal 30+ bases in a season since 1910 (see box on right).

🔥 Entered 2024 ranked by *Baseball America* as the Red Sox' No. 20 prospect...Was rated by *BA* as the Sox system's fastest baserunner.

🔥 Recognized by the Red Sox as the organization's 2023 Minor League Defensive Player of the Year and 2022 Minor League Baserunner of the Year.

🔥 In his minor league career, has made 221 starts at SS, 89 at 2B, and 8 in CF.

🔥 Led Triple-A with 57 stolen bases in 2023 (57-for-71).

🔥 From 2023-24, between Worcester and Boston, stole multiple bases in a game 20 times...Was not caught stealing in any of those 20 games.

🔥 Underwent a successful left thumb UCL repair on 9/21/23...The procedure was performed by Dr. Thomas Graham at Lehigh Valley Orthopedic Institute.

2024 Highlights

🔥 Appeared in 98 MLB games, making 50 starts at SS and 28 at 2B...Had 8 DRS at 2B in only 266.2 innings.

🔥 Began the season with Triple-A Worcester but remained with BOS following his recall on 4/6...Missed the final 29 games of the season on the Injured List after fracturing his left index finger.

🔥 Ranked T-1st among MLB rookies (1st among AL rookies) in stolen bases (33-for-37), 2nd-most ever by a Red Sox rookie (Jacoby Ellsbury: 50 in 2008).

🔥 His stolen base success rate of 89.2% ranked 7th among the 30 players with 30+ attempts and was the 2nd-highest ever by a Red Sox player with 30+ attempts (Jacoby Ellsbury, 92.9% in 2013).

🔥 The Red Sox were 8-0 when he hit a HR and 30-9 (.769) when he scored at least 1 run.

2024 AL ROOKIE LEADERS IN BASEBALL-REFERENCE WAR

Rk.	Player (Team)	bWAR
1.	Wyatt Langford (TEX)	3.9
2.	Wilyer Abreu (BOS)	3.5
T3.	Colton Cowser (BAL)	3.1
	Luis Gil (NYY)	3.1
5.	Ceddanne Rafaela (BOS)	2.8
6.	David Hamilton (BOS)	2.6

MOST DEFENSIVE RUNS SAVED, MLB 2ND BASEMEN IN 2024

Rk.	Player	Inn.	DRS
1.	Brice Turang	1,227.2	21
2.	Andrés Giménez	1,331.0	20
T3.	Ketel Marte	929.2	10
	Marcus Semien	1,382.2	10
5.	Otto Lopez	850.1	9
6.	David Hamilton	266.2	8

RED SOX DUOS WITH 30+ STOLEN BASES EACH IN A SEASON

Year	Players
1909	Harry Lord, Tris Speaker
1910	Harry Hooper, Tris Speaker
2024	Jarren Duran, David Hamilton

DYNAMIC DUO

On 8/4 vs. TEX, Hamilton and Jarren Duran became the first Red Sox teammates ever to each homer and steal 2+ bases in the same game...The only other time multiple Red Sox recorded a game with 1+ HR and 2+ steals *in an entire season* was 2008 (Coco Crisp and Jacoby Ellsbury each did it once).

🔥 It also marked the first time any MLB team's No. 1 and No. 9 hitter each homered and stole multiple bases in the same game.

🔥 Ranked in MLB's 94th percentile in sprint speed (29.4 feet/second).

🔥 In 43 road games, batted .285 with an .868 OPS (35-for-123, 6 HR)...In 55 home games, hit .222 with a .573 OPS (38-for-171, 2 HR).

🔥 Recorded a .942 OPS in the 9th inning (10-for-30, 2 HR).

David
Hamilton

David Hamilton, Continued

2024 Timeline

🔥 Spring Training: 18 G, .128 AVG (5-for-39), .329 OPS, 0 HR, 3 RBI, 2 SB.

🔥 Began the season with Worcester and played in 5 games (2 HR) before being recalled by BOS on 4/6...Spent the remainder of the season with the Red Sox.

🔥 Hit his 1st career HR (solo) on 4/7 at LAA, in his 1st plate appearance of the season...Also singled for his 1st career multi-hit game.

🔥 Started 9 of the Sox' 11 games from 4/7-18 after being recalled, but only 3 of the following 22 from 4/19-5/14...After that stretch, started 66 of 91 games from 5/15 until he was placed on the IL on 8/29.

🔥 In the 3-game series at STL from 5/17-19, went 4-for-7, with 4 XBH (2 2B, 1 3B, 1 HR) and 3 RBI.

🔥 Hit a double and his 1st career triple on 5/17 at STL, his 1st career game with multiple XBH and 1st game with multiple RBI.

🔥 Hit his 1st career pinch-hit HR in the 9th inning on 5/19 at STL...Was the 1st Red Sox since Yamaico Navarro in 2011 to record a pinch-hit HR within their first 37 career games (Navarro: 21 G, source: Elias).

🔥 Recorded his 1st career 3-hit game on 5/24 vs. MIL.

🔥 Stole 4 bases on 6/16 vs. NYY (see box on right)...Also scored a career-high 3 runs.

🔥 Was 12-for-12 in stolen base attempts in June.

🔥 Hit a 2-run HR in the 8th inning on 6/24 vs. TOR to cut the deficit to 6-4...The Red Sox would go on to earn a walk-off win, 7-6.

🔥 Missed the final 29 games of the season due to a left index finger fracture...Was placed on the IL on 8/29.

BACK ON TRACK

In his first 18 games of 2024, Hamilton hit .200 with 2 XBH and a .569 OPS (9-for-45). In his next 25 games from 5/15-6/12, he batted .350 with a .963 OPS (28-for-80, 11 XBH). During that 25-game span, he led the Red Sox in AVG and steals (9).

FOUR!

Hamilton was 4-for-4 in stolen base attempts on 6/16 /24 vs. NYY, becoming the 3rd Red Sox player ever to steal 4+ bases in a game. He joined Jacoby Ellsbury (5 on 5/30/2013 at PHI and 4 on 8/9/2010 at NYY) and Jerry Remy (4 on 6/14/1980 at CAL).

🔥 Hamilton was 1 of only 3 players to steal 4+ bases in a game in 2024, joining CIN's Elly De La Cruz (twice) and TB's José Caballero (once).

MINOR LEAGUE LEADERS IN STOLEN BASES, 2021-2023

Rk.	Player (Current System)	SB
1.	David Hamilton (BOS)	179
2.	Tyler Tolbert (KC)	165
3.	Nasim Nunez (MIA)	155

🔥 Stole 50+ bases in 2021 (52), 2022 (70), and 2023 (57).

🔥 Led all of Triple-A with 57 stolen bases in 2023, setting a Red Sox Triple-A record.

🔥 Led Double-A with 70 steals in 2022, setting a Portland franchise record.

🔥 Stole 32 consecutive bases without being caught over a span of 44 minor league games from 6/30-8/28/2022.

🔥 Was the only minor leaguer to steal 6+ bases in a game in 2021 or 2022 (6/2/21 vs. Peoria, 6-for-6, 9 inn.).

🔥 Named Red Sox Minor League Base Stealer of the Month for April and July 2022.



Personal

- 👉 Full name is David Lewis Hamilton.
- 👉 Played baseball at the University of Texas at Austin (2017-19)...Stole 45 bases in 125 games...Missed the 2019 season after undergoing surgery to repair a torn Achilles tendon...Named Texas's Spike Owen Defensive Player of the Year in 2017 and to the All-Big 12 Second Team in 2018.
- 👉 Played for Yarmouth-Dennis in the Cape Cod Baseball League in 2018.
- 👉 Graduated from San Marcos High School (TX), where he also played football...Ran track in middle school.
- 👉 Selected by LAA in the 28th round of the 2016 First-Year Player Draft but did not sign.
- 👉 In 2020, played for Team Texas in the independent Constellation Energy League...Was 20-for-20 in stolen base attempts.

In the Community

- 👉 As part of the 2023 Red Sox Rookie Development Program, visited patients at Boston Children's Hospital and hosted a Play Ball clinic with the Red Sox Foundation.
- 👉 Attended Red Sox Winter Weekend in January 2024, signing autographs and posing for pictures with fans.

LIKE FATHER, LIKE SON

David's father, David Hamilton Sr., played 2 seasons of rookie ball in the Cincinnati Reds organization (1987-88) after being selected in the 60th round of the 1987 First-Year Player Draft, recording a .415 OBP and going 7-for-8 in stolen base attempts.

David Hamilton's Career Record

YEAR	CLUB	AVG	G	AB	R	H	2B	3B	HR	RBI	SH	HBP	BB	SO	SB	CS	OBP	SLG	OPS
2019								Did Not Play											
2020								Did Not Play											
2021	Wisconsin (A+)	.263	68	270	50	71	14	7	5	31	1	2	35	58	41	6	.351	.422	.773
	Biloxi (AA)	.248	33	133	16	33	5	4	3	12	1	0	15	32	11	3	.322	.414	.736
2022	Portland (AA)	.251	119	463	81	116	16	9	12	42	5	6	56	119	70	8	.338	.402	.740
2023	Worcester (AAA)	.247	103	393	74	97	16	4	17	54	1	2	71	109	57	14	.363	.438	.801
	BOSTON	.121	15	33	2	4	2	0	0	0	0	0	6	10	2	1	.256	.182	.438
2024	Worcester (AAA)	.167	5	18	3	3	0	0	2	2	0	0	2	6	0	1	.250	.500	.750
	BOSTON	.248	98	294	47	73	17	1	8	28	0	1	22	80	33	4	.303	.395	.698
Major League Totals		.235	113	327	49	77	19	1	8	28	0	1	28	90	35	5	.298	.373	.671
Minor League Totals		.251	328	1277	224	320	51	24	39	141	8	10	179	324	179	32	.346	.420	.766

TRANSACTIONS: Selected by the Los Angeles Angels in the 28th round of the 2016 June Draft (did not sign); Signed by the Milwaukee Brewers as an 8th-round selection in the 2019 June Draft (signed by KJ Hendricks); Acquired by the Boston Red Sox with OF Jackie Bradley Jr. and INF Alex Binelas in exchange for OF Hunter Renfroe, 12/1/2021; **INJURED LIST:** Left index finger fracture, 8/29/2024 through the remainder of the season

Career Fielding Record

POS	PCT.	G	GS	PO	A	E	TC	DP
2B	.980	41	29	57	88	3	148	16
SS	.962	75	60	77	152	9	238	33

Career Single-Game Highs

HITS: 3, 3x, last 7/14/24 vs. KC; **DOUBLES:** 1, 19x, last 8/13/24 vs. TEX; **HOME RUNS:** 1, 8x, last 8/21/24 at HOU; **RBI:** 2, 5x, last 8/16/24 at BAL; **RUNS SCORED:** 3, 6/16/24 vs. NYY; **WALKS:** 1, 28x, last 8/25/24 vs. ARI; **STRIKEOUTS:** 3, 4x, last 7/30/24 vs. SEA; **STOLEN BASES:** 4, 6/16/24 vs. NYY; **HITTING STREAK:** 5, 2x, last 6/8-13/24; **EJECTIONS (0)**

Home Run Notes

MULTI-HOME RUN GAMES (0); LEADOFF (0); GRAND SLAMS (0); PINCH-HIT (1): 5/19/24 at STL; **EXTRA-INNING (0); GAME-ENDING (0); INSIDE-THE-PARK (0)**

Major League Firsts

GAME: 6/21/23 at MIN (pinch runner, 8th inning); **HIT:** 6/22/23 at MIN off Joe Ryan (single, 8th inning); **HOME RUN:** 4/7/24 at LAA off Chase Silseth (solo, 3rd inning); **GAME-ENDING RBI:** N/A

31 LIAM HENDRIKS

RHP



Bats: Right • **Throws:** Right • **Height:** 6-0 • **Weight:** 235

Opening Day Age: 36 • **MLB Service:** 10 years, 164 days

Born: 2/10/1989 in Perth, Australia

Acquired: Signed as a free agent on 2/20/2024

Contract Status: Signed through 2025 (mutual option for 2026)

The Rundown

- Is in his 2nd season with the Red Sox, his 15th in MLB.
- Originally signed by MIN as a free agent on 2/25/07.
- Has pitched in 476 games (44 starts) with the Twins (2011-13), Royals (2014), Blue Jays (2014-15), A's (2016-20), and White Sox (2021-23).
- Has made 10 Opening Day rosters with MIN (2012-13), TOR (2015), OAK (2016-20), and CWS (2021-22).
- Was named the Red Sox' nominee for the 2024 Roberto Clemente Award, his 6th time being nominated (also 2017 & 2019 with OAK and 2021-23 with CWS).
- Was nominated for the 2024 Bob Feller Act of Valor Award (see box on right).
- Is a 3-time All-Star (2019, '21-22)...Is the only pitcher in White Sox history to earn a save at the Mid-Summer Classic (2021 at COL).
- Has been named to 3 All-MLB teams (2019-21).
- Named Mariano Rivera American League Reliever of the Year in 2020 and 2021.
- Received Cy Young Award votes in 2020 (T-9th) and 2021 (8th) and MVP votes in 2020 (T-13th).
- Would become the 1st individual born in Australia to play for the Red Sox...Is MLB's all-time leader among Australian-born pitchers in strikeouts (724), saves (115), wins (31), and innings (645.0).
- Pitched for Australia in the 2009 World Baseball Classic.
- Is a 4-time AL Reliever of the Month (June 2019, August 2020, May 2021, September/October 2021).
- In 2020, saved the deciding Game 3 of the AL Wild Card Series vs. the White Sox, striking out the side in the 9th inning...He then earned the win in Game 3 of the ALDS at HOU, allowing 1 hit over 3.0 scoreless innings.

HENDRIKS'S RANKINGS, 2019-2023

Stat	AL	MLB
115 saves	1st	4th
2.32 ERA	2nd	4th
2.20 FIP	1st	2nd
0.89 WHIP	2nd	2nd
.192 AVG	3rd	5th
.551 OPS	2nd	4th
7.54 SO/BB	1st	3rd
38.3 SO%	1st	4th

Min. 200.0 IP

HENDRIKS NOMINATED FOR BOB FELLER ACT OF VALOR AWARD

The Bob Feller Act of Valor Award celebrates players who uphold the values of the former pitcher's commitment to both military service and baseball. Nominees should demonstrate a deep commitment not only to supporting service members and veterans but also to fostering childhood development and engaging in public advocacy within their communities. The expanded criteria for nominees include active involvement in community service, leadership in personal or community-based charitable initiatives, support for youth development, public advocacy that extends beyond military concerns, and a sustained dedication to these principles.

LIAM'S INCREDIBLE COMEBACK

In December 2022, Hendriks was diagnosed with Stage 4 non-Hodgkin's lymphoma, a blood cancer that he believes he had been pitching with during the 2022 season when he posted a 2.81 ERA with 37 saves in 58 appearances for the White Sox. After undergoing eight rounds of chemotherapy—which began in January 2023—and four rounds of immunotherapy, Hendriks completed his treatment on April 3 and announced he was cancer free on April 20. He began a rehab assignment on May 5 before returning to the majors on May 29. He appeared in five games with the White Sox, earning two wins and one save before being sidelined by an elbow injury that forced him to miss the remainder of the 2023 season.

Hendriks launched a campaign inviting fans to purchase specially designed "Close Out Cancer" t-shirts, with proceeds benefitting the Lymphoma Research Foundation. In 2023, he earned the Jimmy V Award for Perseverance at ESPN's annual ESPY Awards in July; was named the AL's Comeback Player of the Year; and received the Tony Conigliaro Award, presented by the Red Sox to a "Major Leaguer who has overcome adversity through the attributes of spirit, determination, and courage that were trademarks of Tony C."

BECOMING A CLOSER

Liam began his career as a starting pitcher, became a full-time reliever in 2015, and moved into OAK's closer role on 6/21/19 when Blake Treinen went on the Injured List. From that date through the end of the 2022 season, he led the majors with 114 saves.

Additional Career Highlights

- Has recorded 52 saves of 1.0 IP and 0 baserunners allowed, including 7 with 3 SO.
- Has 16 saves of 4+ outs, including 5 of 1.1 IP, 9 of 1.2 IP, and 2 of 2.0 IP...Recorded a 5-out save with 5 SO on 4/23/21 vs. TEX...He is the only pitcher in CWS history to record a save of 1.2+ IP with all outs coming via strikeout.
- Led the AL with 38 saves in 2021.
- Recorded his 100th career save on 8/5/22 at TEX.
- Underwent Tommy John surgery on 8/2/23, performed by Rangers team physician Dr. Keith Meister.
- Pitched for Perth in the Australian Baseball League during the 2010-11 off-season, and for Aguilas in the Dominican Winter League during the 2014-15 off-season.

Minor League Career Highlights

- Named MIN's 2011 Minor League Pitcher of the Year.
- Named a mid-season All-Star in 2011 (Eastern League) and 2014 (International League)...Named his league's Pitcher of the Week for 4/12-18/10 (Midwest League) and 6/4-10/12 (International League).
- Selected to the All-Star Futures Game in 2010 (did not pitch due to appendectomy) and in 2011.
- Was ranked by *Baseball America* as one of the Twins' top prospects entering 2011 (No. 6) and 2012 (No. 7)... Was also ranked as having the best control among MIN minor leaguers entering both seasons.

2024 Highlights

- Spent his entire 1st season with the Red Sox on the Injured List due to right UCL surgery recovery...Made 6 rehab appearances in September.
- Was named the Red Sox' nominee for the 2024 Roberto Clemente Award, his 6th time being nominated (also 2017 & 2019 with OAK and 2021-23 with CWS).
- Was nominated for the Bob Feller Act of Valor Award.
- Was placed on the 60-Day IL on 3/28.
- Reached 10 years of MLB service time on 4/4.
- In September, made 6 rehab appearances with Triple-A Worcester (4 G) and Double-A Portland (2 G)...Combined for 5.0 IP (4 H, R, 0 ER, 2 BB, 3 SO).
- In his final rehab outing on 9/5 at Rochester, recorded a 4-pitch inning (1.0 IP, H)...Allowed a single to the lead-off batter, retired the next hitter, then induced a GIDP.
- Returned from his rehab on 9/12.

DOMINANT RUN

Year	SV-SVO	SO/9.0	ERA
2019	25-for-32	13.13	1.80
2020	14-for-15	13.14	1.78
2021	38-for-44	14.32	2.54
2022	37-for-41	13.27	2.81
Totals	114-for-132	13.52	2.26

HIGHEST SINGLE-SEASON STRIKEOUT-TO-WALK RATIO SINCE 1900

Rk.	Pitcher (Season)	SO/BB
1.	Dennis Eckersley (1990)	18.25
2.	Liam Hendriks (2021)	16.14
3.	Clayton Kershaw (2016)	15.64

Min. 70.0 IP

OFF THE CHARTS

- In 2021, Hendriks struck out 113 batters and walked only 7 in 71.0 IP.
- The only other pitcher in MLB history with at least 100 SO and 7 BB or fewer in a season is Kenley Jansen (2017: 109 SO, 7 BB).
 - His SO/BB ratio of 16.14 is the highest in White Sox history (min. 50.0 IP)...The next-highest single-season mark in franchise history is 6.62 (David Robertson in 2015).
 - Owns the White Sox' single-season SO/9.0 IP record (min. 50.0 IP), as well as the franchise's 3rd-highest mark (14.32 in 2021, 13.27 in 2022).

STRAIGHT A'S

- Hendriks owns OAK's 2 highest single-season SO/9.0 IP rates (13.14 in 2020, 13.13 in 2019) (min. 20.0 IP). In addition:
- Owns OAK's single-season record for strikeouts as a reliever (122 in 2019).
 - Struck out at least 1 batter in 27 straight games from 6/8-8/14/19 and in 29 straight games from 8/20/19-8/14/20, the 2 longest streaks ever by an A's reliever.
 - In 2020, the A's went 23-1 in games when he pitched (started 23-0)...His streak of 23 consecutive appearances in a team win is the 3rd-longest in A's history by a pitcher behind only Dennis Eckersley (53 in 1991-92; 30 in 1989-90).

Liam Hendriks, Continued

Personal

- Full name is Liam Johnson Hendriks...Nicknamed "Slydah."
- Married to Kristi.
- Attended Sacred Heart College Senior School... Played baseball and Australian-rules football.
- His father, Geoff, played for the West Perth Football Club in the West Australian Football League...Under the father-son rule used by the Australian Football League (AFL) at the time, Liam was eligible to be drafted by the West Coast Eagles had he decided to pursue a career in football.

In the Community

- Established the South Slydah Society program with his wife, Kristi, in 2021 (see box on right).
- Is an avid supporter of—and makes regular visits to—animal shelters.
- Supports anti-bullying causes.
- Has supported the LGBTQ+ community by providing lunch and White Sox-branded gifts to staff at the Center on Halsted and Howard Brown Health.
- Provided a party at La Rabida Children's Hospital in April 2021 for 300 patients, family members and front-line workers.
- In August 2021, celebrated staff and provided a financial donation to Holistic Riding Equestrian Therapy (HRET) in Lockport, a riding facility that integrates the benefits of animal therapy and therapeutic riding.
- Has donated hundreds of meals to dozens of family-owned small businesses and planned community events or in-person visits with organizations such as Howard Brown Health, Jesse Brown VA Medical Hospital, Ronald McDonald House, and the USO of Illinois.

SOUTH SLYDAH SOCIETY

Liam established the South Slydah Society program with his wife, Kristi, in 2021. They have donated more than 1,000 meals from more than a dozen local, minority and family-owned small businesses to frontline workers and area non-profits, including three platoons at Engine 29 Firehouse, healthcare workers at Chicago Children's Advocacy Center, volunteers at St. James Food Pantry, the local post office, and staff from One Tail at a Time Chicago.

In 2022, the program focused on three key pillars: championing individuals facing extreme hardship, including children and families battling cancer and those seeking medical treatment at nearby hospitals; giving back to frontline workers, including first responders, Chicago police and fire departments and emergency dispatchers; and empowering underrepresented community groups by addressing social justice issues, including discrimination, prejudice against the LGBTQ+ community, gun violence and animal rights.

- Met with dozens of cancer patients throughout the 2024 season, both at Fenway Park and on the road.
- Took part in the Red Sox Holiday Caravan in December 2024, visiting Hurley K-8 School in Boston, the New England Center and Home for Veterans, the American Cancer Society Hope Lodge, the Jimmy Fund Clinic at Dana-Farber Cancer Institute, the Yawkey Club of Roxbury, and Boston Athletic Academy.
- Attended Red Sox Fenway Fest in January 2025, signing autographs and posing for pictures with fans.

Liam Hendriks's Career Record

YEAR	CLUB	W-L	ERA	G	GS	SV	IP	H	R	ER	HR	HB	BB	SO	SO/9	WHIP	AVG
2007	GCL Twins (R)	4-2	2.05	10	10	0	44.0	41	14	14	2	1	11	52	10.64	1.18	.241
2008								Did Not Play									
2009	Elizabethethon (R)	2-0	3.71	3	3	0	17.0	19	8	7	0	0	1	13	6.88	1.18	.271
	Beloit (A)	3	3.51	11	11	0	66.2	73	34	26	3	2	15	62	8.37	1.32	.278
2010	Beloit (A)	2-1	1.32	6	6	0	34.0	16	6	5	0	1	4	39	10.32	0.59	.138
	Fort Myers (A+)	6-3	1.93	13	12	0	74.2	63	20	16	2	1	8	66	7.96	0.95	.225
2011	New Britain (AA)	8-2	2.69	16	15	0	90.1	85	30	27	5	3	18	81	8.07	1.14	.247
	Rochester (AAA)	4-4	4.56	9	9	0	49.1	52	26	25	0	2	3	30	5.47	1.11	.277
	MINNESOTA	0-2	6.17	4	4	0	23.1	29	16	16	3	0	6	16	6.17	1.50	.312
2012	Rochester (AAA)	9-3	2.20	16	16	0	106.1	76	28	26	5	1	28	82	6.94	0.98	.201
	MINNESOTA	1-8	5.59	16	16	0	85.1	106	61	53	17	4	26	50	5.27	1.55	.305
2013	Rochester (AAA)	4-8	4.67	16	16	0	98.1	115	56	51	9	3	15	62	5.67	1.32	.294
	MINNESOTA	1-3	6.85	10	8	0	47.1	67	39	36	10	3	14	34	6.46	1.71	.327
2014	Buffalo (AAA)	8-1	2.33	18	16	0	108.1	92	32	28	6	3	7	91	7.56	0.91	.231
	Omaha (AAA)	4-1	2.83	5	5	0	35.0	33	13	11	1	0	6	35	9.00	1.11	.254
	KANSAS CITY	0-2	4.66	6	3	0	19.1	26	12	10	0	1	3	15	6.98	1.50	.325
	TORONTO	1-0	6.08	3	3	0	13.1	12	9	9	3	2	4	8	5.40	1.20	.235
2015	TORONTO	5-0	2.92	58	0	0	64.2	59	23	21	3	2	11	71	9.88	1.08	.240
2016	Stockton (A+)	0-0	0.00	1	0	0	1.0	0	0	0	0	0	0	1	9.00	0.00	.000
	Nashville (AAA)	4-1	2.84	23	1	6	25.1	21	9	8	1	0	4	43	15.28	0.99	.216
	OAKLAND	0-4	3.76	53	0	0	64.2	69	31	27	6	1	14	71	9.88	1.28	.270
2017	OAKLAND	4-2	4.22	70	1	1	64.0	57	34	30	7	0	23	78	10.97	1.25	.229
2018	Nashville (AAA)	4-1	2.84	23	1	6	25.1	21	9	8	1	0	4	43	15.28	0.99	.216
	OAKLAND	0-1	4.13	25	8	0	24.0	25	11	11	3	1	10	22	8.25	1.46	.272
2019	OAKLAND	4-4	1.80	75	2	25	85.0	61	18	17	5	2	21	124	13.13	0.96	.201
2020	OAKLAND	3-1	1.78	24	0	14	25.1	14	6	5	1	0	3	37	13.14	0.67	.161
2021	CHICAGO-AL	8-3	2.54	69	0	38	71.0	45	23	20	11	1	7	113	14.32	0.73	.174
2022	CHICAGO-AL	4-4	2.81	58	0	37	57.2	44	22	18	7	2	16	85	13.27	1.04	.210
2023	Charlotte (AAA)	0-0	10.80	6	0	0	5.0	7	6	6	3	0	1	5	9.00	1.60	.350
	CHICAGO-AL	2-0	5.40	5	0	1	5.0	4	3	3	1	0	1	3	5.40	1.00	.222
2024	Worcester (AAA)	0-0	0.00	4	0	0	4.0	2	0	0	0	0	1	1	2.25	0.75	.154
	Portland (AA)	0-0	0.00	2	0	0	1.0	2	1	0	0	0	1	2	18.00	3.00	.333
Major League Totals		33-34	3.82	476	44	116	650.0	618	308	276	77	19	159	727	10.07	1.20	.248
Minor League Totals		58-31	2.92	162	120	6	765.0	701	285	248	37	17	125	668	7.86	1.08	.243

Liam Hendriks, Continued

TRANSACTIONS: Signed by the Minnesota Twins as a non-drafted free agent, 2/25/2007 (signed by Howard Norsetter); Claimed off waivers by the Chicago Cubs, 12/13/2013; Claimed off waivers by the Baltimore Orioles, 12/23/2013; Claimed off waivers by the Toronto Blue Jays, 2/21/2014; Acquired by the Kansas City Royals with C Erik Kratz in exchange for INF Danny Valencia, 7/28/2014; Acquired by the Toronto Blue Jays in exchange for C Santiago Nesselrode, 10/30/2014; Acquired by the Oakland Athletics in exchange for RHP Jesse Chavez, 11/20/2015; Signed by the Chicago White Sox as a free agent, 1/15/2021; Signed by the Boston Red Sox as a free agent, 2/20/2024; **INJURED LIST:** Right triceps strain, 5/8-6/18/2016; Right groin strain, 4/14-6/4/2018; Right forearm flexor strain, 6/14-7/4/2022; Other, 3/30-5/29/2023; Right elbow inflammation, 6/10/2023 through remainder of season; right UCL surgery recovery, 3/28/24 through remainder of the season

Postseason Record

W-L	ERA	G	GS	SV	IP	H	R	ER	HR	HB	BB	SO	SO/9	WHIP	AVG
1-1	5.74	11	1	1	15.2	15	10	10	3	0	3	22	12.64	1.15	.254

Wild Card Record

YEAR	CLUB	W-L	ERA	G	GS	SV	IP	H	R	ER	HR	HB	BB	SO	SO/9	WHIP	AVG
2018	OAK at NYY	0-1	18.00	1	1	0	1.0	1	2	2	1	0	1	1	9.00	2.00	.250
2019	OAK vs. TB	0-0	0.00	1	0	0	1.0	0	0	0	0	0	0	1	9.00	0.00	.000
2020	OAK vs. CWS	0-0	6.75	2	0	1	2.2	5	2	2	1	0	1	8	27.00	2.25	.385
Wild Card Totals		0-1	7.71	4	1	1	4.2	6	4	4	2	0	2	10	19.29	1.71	.300

Division Series Record

YEAR	CLUB	W-L	ERA	G	GS	SV	IP	H	R	ER	HR	HB	BB	SO	SO/9	WHIP	AVG
2015	TOR vs. TEX	0-0	0.00	1	0	0	0.1	1	0	0	0	0	0	0	0.00	3.00	.500
2020	OAK vs. HOU	1-0	0.00	1	0	0	3.0	1	0	0	0	0	0	4	12.00	0.33	.100
2021	CWS vs. HOU	0-0	9.00	3	0	0	3.0	3	3	3	1	0	1	6	18.00	1.33	.250
DS Totals		1-0	4.26	5	0	0	6.1	5	3	3	1	0	1	10	14.21	0.95	.208

League Championship Series Record

YEAR	CLUB	W-L	ERA	G	GS	SV	IP	H	R	ER	HR	HB	BB	SO	SO/9	WHIP	AVG
2015	TOR vs. KC	0-0	5.79	2	0	0	4.2	4	3	3	0	0	0	2	3.86	0.86	.267

World Baseball Classic Record

YEAR	CLUB	W-L	ERA	G	GS	SV	IP	H	R	ER	HR	HB	BB	SO	SO/9	WHIP	AVG
2009	Australia	0-0	10.80	2	0	0	1.2	3	2	2	0	0	1	1	5.40	2.40	.375

All-Star Game Record

YEAR	CLUB	W-L	ERA	G	GS	SV	IP	H	R	ER	HR	HB	BB	SO	SO/9	WHIP	AVG
2019	AL at CLE	0-0	9.00	1	0	0	1.0	1	1	1	1	0	0	3	27.00	1.00	.250
2021	AL at COL	0-0	0.00	1	0	1	1.0	2	0	0	0	0	0	1	9.00	2.00	.500
2022	AL at LAD	0-0	0.00	1	0	0	0.1	0	0	0	0	0	0	0	0.00	0.00	.000
All-Star Game Totals		0-0	3.86	3	0	1	2.1	3	1	1	1	0	0	4	15.43	1.29	.333

Career Single-Game Highs

INNINGS: 9.0, 8/27/12 vs. SEA; **STRIKEOUTS:** 8, 9/27/13 vs. CLE; **HITS:** 10, 2x, last 9/1/12 at KC-G2; **RUNS:** 7, 3x, last 8/24/13 at CLE; **EARNED RUNS:** 7, 3x, last 9/16/13 at CWS; **WALKS:** 4, 7/2/12 at DET; **HOME RUNS:** 4, 9/24/12 vs. NYY; **SCORELESS INNINGS STREAK:** 20.2, 6/6-7/20/19; **EJECTIONS (0)**

Major League Firsts

APPEARANCE: 9/6/11 vs. CWS (7.0 IP, start); **STRIKEOUT:** 9/6/11 vs. CWS (A.J. Pierzynski, swinging); **WIN:** 9/19/12 at CLE (6.0 IP); **SAVE:** 9/20/17 at DET (0.2 IP)



89 TANNER HOUCK

RHP



Bats: Right • **Throws:** Right • **Height:** 6-5 • **Weight:** 230

Opening Day Age: 28 • **MLB Service:** 3 years, 100 days

Born: 6/29/1996 in St. Louis, MO

Acquired: Selected in the 1st round (24th overall) of the 2017 First-Year Player Draft

Contract Status: Signed through 2025

The Rundown

🔥 Is in his 8th professional season, all with the Red Sox.

🔥 Selected in the 1st round (No. 24 overall) of the 2017 First-Year Player Draft out of the University of Missouri.

🔥 Made his MLB debut in 2020, then made the Sox' Opening Day roster in each of the last 4 seasons (2021-24).

🔥 Earned his 1st career All-Star selection in 2024 and was named Red Sox Pitcher of the Year by the BBWAA Boston chapter...Set career bests in starts (30), innings (178.2), strikeouts (154), and ERA (3.12; min. 5 G).

🔥 In 2024, Houck joined Brayan Bello (30 starts) and Kutter Crawford (33) as the 1st homegrown trio of Red Sox starters to make 30+ starts in a season since 1987 (Roger Clemens, Bruce Hurst, Al Nipper).

🔥 Pitched only as a starter in 2023 and 2024 after serving as both a reliever and as a starter in 2021 and 2022.

🔥 Owns a 4.17 ERA in 41 career starts (92 ER/198.1 IP) and a 2.68 ERA in 33 relief appearances (16 ER/53.2 IP)... Each of his first 48 professional appearances came as a starter; made his 1st relief appearance in July 2019.

🔥 Since the start of 2020, leads the AL with 0.69 HR/9.0 IP (min. 400.0 IP).

🔥 In 2024, joined Pedro Martinez and Roger Clemens as the only Red Sox ever to record 100+ SO with 5 or fewer HR allowed before the All-Star break.

🔥 In 2024, held LHH to a .215 AVG/.589 OPS, compared to a .249 AVG/.648 OPS vs. RHH...Prior to 2024, had held RHH to a .214 AVG/.566 OPS and LHH to a .251 AVG/.763 OPS.

🔥 Is the only pitcher since 1901 to earn a win, throw at least 5.0 innings, allow 1 or 0 runs, and give up 3 or fewer hits in each of his first 3 ML outings.

🔥 Created "Pitch for Adoption," which aims to raise money for Caritas Family Solutions (see box below).

HOUCK'S 2024 RANKINGS (MIN. 150.0 IP)

Stat	AL	MLB
3.12 ERA	7th	12th
0.55 HR/9.0 IP	1st	4th
.320 SLG	2nd	5th
.617 OPS	5th	10th
3.32 FIP	7th	13th
178.2 IP	T-15th	T-24th

(71 pitchers threw 150.0+ innings in 2024, including 37 in the AL)

HIGHEST fWAR, 2024 AL PITCHERS

Rk.	Pitcher	fWAR
1.	Tarik Skubal	5.9
2.	Cole Ragans	4.9
T3.	Seth Lugo	4.7
T3.	Garrett Crochet	4.7
5.	George Kirby	4.2
6.	Logan Gilbert	4.1
7.	Tanner Houck	3.9

HOUCK'S 2024 BY MONTH

Month	ERA	GS	IP	HR
April	1.60	6	39.1	1
May	2.09	6	38.2	0
June	4.85	5	29.2	4
July	3.38	4	21.1	1
August	4.29	6	35.2	4
September	3.21	3	14.0	1

TANNER HOUCK'S PITCH FOR ADOPTION

Tanner's Pitch for Adoption (@Pitch4Adoption on X) aims to raise money for Caritas Family Solutions, a nonprofit organization created to strengthen individuals and families experiencing social and emotional challenges in order to build healthy homes and communities. A key program of Caritas Family Solutions is St. John Bosco Children's Center, where children between the ages of 6-18 who have experienced a life of abuse and/or neglect can live in a loving, caring, structured, and therapeutic home so that they can eventually obtain permanency in a forever home.

"My family and I have been strong supporters of adoption for as long as I can remember, as it's what made our family complete. I hope that our story and my campaign will inspire others to learn more about the life-changing benefits of adoption. My mom adopted my little sister Reanna when she was 4 years old. I remember meeting her for the first time when my mom brought her to my high school baseball game. I knew even then she was going to change our lives for the better, and we would help change hers."

Additional Career Highlights

🔴 Entered each of the 4 seasons from 2018-21 ranked by *Baseball America* as one of the Sox' top prospects: No. 3 in 2018, No. 7 in 2019, No. 11 in 2020, and No. 8 in 2021...Rated by *Baseball America* as having the best slider in the Red Sox system in 2018 and 2021.

🔴 Attended his 1st ML Spring Training in 2020 (NRI).

🔴 Began his ML career with 10.0 scoreless innings and allowed 0 ER in his first 15.0 IP...Allowed 3 ER or fewer in each of his first 26 MLB outings.

🔴 Selected to the ML roster on 9/15/20 and made his debut that night at MIA, earning the win (GS, 5.0 IP, 0 R, 2 H, 3 BB, 7 SO)...Became the 13th Sox pitcher to throw 5.0+ innings and allow 0 runs in an MLB debut.

🔴 Made his 2nd start on 9/20/20 vs. NYY and carried a no-hitter into the 6th inning (6.0 IP, 1 H, 1 R/0 ER, 3 BB, 4 SO)...The only other Sox pitchers to throw at least 5.0 innings and allow 0 ER in each of their first 2 MLB starts are Vaughn Eshelman (1995) and Dave Ferriss (1945).

🔴 Made his 3rd start on 9/26/20 at ATL (6.0 IP, 3 H, 1 R, 3 BB, 10 SO)...Joined Eduardo Rodríguez as the only Red Sox ever to throw 5.0+ innings and allow 1 or 0 runs in each of their first 3 MLB games.

🔴 Became the 5th Sox pitcher (since ER became an official stat) to throw 5.0+ innings and allow 2 ER or fewer in each of their first 4 games, joining Dave Ferriss (1945), Don Schwall (1961), Dave Morehead (1963), and Aaron Sele (1993).

🔴 On 7/16/21 at NYY, earned his 1st career save in the Sox' 4-0 win...Threw the final 3.0 innings.

🔴 In his final outing of 2021 (10/2 at WSH), threw 5.0 perfect innings with 8 SO...According to Elias, the only other Red Sox to allow 0 baserunners in an entire outing of 5.0+ innings is Cy Young (5/5/1904 vs. PHI, 9.0 IP).

🔴 Made 5 relief appearances for the Sox in the 2021 Postseason...Earned a hold in his Postseason debut in the Wild Card Game vs. NYY, throwing a perfect 7th inning.

🔴 In Game 2 of the 2021 ALDS at TB, allowed 1 run in 5.0 innings of relief and earned the win (2 H, 0 BB, 5 SO)...Was the 6th Red Sox pitcher to throw 5.0+ innings of relief in a Postseason game and only the 3rd in the last 100 years, joining Pedro Martínez (1999 ALDS Game 5 at CLE) and Nathan Eovaldi (2018 World Series Game 3 at LAD).

🔴 Retired 30 consecutive batters spanning 9/28/21 at BAL to Game 2 of the '21 ALDS at TB (see table on next page).

🔴 Suffered a facial fracture on 6/16/23 when he was struck in the face by a line drive vs. NYY.

🔴 Underwent a successful lumbar discectomy on 9/6/22, performed by Dr. Christopher Bono at Massachusetts General Hospital.

🔴 In 2019, named an Eastern League mid-season All-Star, pitched for Peoria in the Arizona Fall League, and pitched for Team USA in the WBSC Premier12 tournament...Also pitched for USA on the 2015 and 2016 Collegiate National Teams.

HOUCK'S 2020 GAME LOG

Game	Stats
9/15 at MIA	W, 5.0 IP, 0 R, 2 H, 7 SO
9/20 vs. NYY	W, 6.0 IP, 1 R/0 ER, 1 H, 4 SO
9/26 at ATL	W, 6.0 IP, 1 R, 3 H, 10 SO

LOWEST ERA VS. NYY, 2020-24

Rk.	Pitcher (G/GS)	ERA
1.	Chris Bassitt (5 G/5 GS)	0.82
2.	Cristian Javier (6 G/5 GS)	1.99
3.	Tanner Houck (14 G/9 GS)	2.38
4.	Brayan Bello (8 G /8 GS)	2.54

MOST AT-BATS PER HOME RUN ALLOWED TO RIGHT-HANDERS, 2023

Rk.	Pitcher	HR	AB/HR
1.	Tanner Scott (MIA)	1	189.0
2.	Sonny Gray (MIN)	4	90.8
3.	Tarik Skubal (DET)	3	84.0
4.	José Quintana (NYM)	3	78.3
5.	Tanner Houck (BOS)	3	66.9

Min. 200 RHH faced

Houck allowed 3 HR to right-handers in 2023. Prior to giving up a HR to Gleyber Torres on 6/10 at NYY, he had faced 306 consecutive righties without surrendering a HR (spanning 9/10/21-6/10/23).

MOST STRIKEOUTS THROUGH FIRST 20 CAREER GAMES, RED SOX

Pitcher (Years)	SO
Daisuke Matsuzaka (2007)	131
Roger Clemens (1984)	119
Lynn McGlothen (1972)	106
Aaron Sele (1993)	101
Tanner Houck (2020-21)	100

RED SOX TO RETIRE 27+ BATTERS IN A ROW IN A SINGLE SEASON SINCE 1961

Pitcher	Year (Dates)	BF
Koji Uehara	2013 (8/17-9/13)	37
Hideo Nomo	2001 (5/25-5/31)	31
Tanner Houck	2021 (9/28-10/8)	30
Pedro Martínez	1999 (9/10-9/15)	30
Mike Timlin	2003 (9/22-10/15)	28

*Source: Elias Sports Bureau
(Includes regular season and Postseason)*

RED SOX TO WIN FIRST 3 MAJOR LEAGUE OUTINGS (ALL STARTS)

Pitcher (Years)	ERA in 3 GS
Tanner Houck (2020)	0.53
Dave Ferriss (1945)	0.67
Don Schwall (1961)	1.04
Don Aase (1977)	1.08
Vaughn Eshelman (1995)	1.45
George Winter (1901)	1.67
Bill Henry (1952)	3.81
Anthony Ranaudo (2014)	4.50

Tanner Houck, Continued

2024 Highlights

- 🔴 Made his 4th Opening Day roster (also 2021-23 BOS).
- 🔴 Earned his 1st career All-Star selection.
- 🔴 Named Red Sox Pitcher of the Year by the BBWAA Boston chapter.
- 🔴 Set career bests in starts (30), innings (178.2), strikeouts (154), and ERA (3.12; min. 5 G).
- 🔴 Ranked 7th among AL pitchers in fWAR (3.9).
- 🔴 Among qualified AL pitchers, ranked 7th in ERA (3.12) and FIP (3.32).
- 🔴 Led qualified AL pitchers and ranked 4th in MLB in HR/9.0 IP (0.55, 11 HR/178.2 IP).
- 🔴 Posted a 2.89 ERA (27 ER/84.0 IP) in 15 road starts, with a 3.33 ERA (35 ER/94.2 IP) in 15 home starts.
- 🔴 Held LHH to a .215 AVG/.589 OPS (5 HR), compared to a .249 AVG/.648 OPS (6 HR) vs. RHH.
- 🔴 Threw 1 of only 16 shutouts in 2024, 1 of only 5 in the AL (4/17 vs. CLE).
- 🔴 Hit 16 batters, tied for most in the AL (also TOR's Chris Bassitt).
- 🔴 Joined Roger Clemens (1991-92) and Pedro Martinez (1999, 2001, 2003) as the only Red Sox starters to record 100+ SO and allow 5 HR or fewer before the All-Star break (see box on right).

2024 Timeline

- 🔴 2024 Spring Training: 5 G, 2.40 ERA (4 ER/15.0 IP), 16 SO, 3 BB, 10 H, 2 HR.
- 🔴 Earned the win in the Sox' 5th game of the season on 4/1 at OAK (6.0 IP, 0 R, 3 H, 0 BB, 10 SO, 83 p)...Became the 1st Red Sox pitcher ever to allow 0 runs and 0 walks with 10+ SO in a season debut (see box on right).
- 🔴 Tossed 6.0 scoreless innings (4 H, 7 SO, 2 BB) in his 2nd start at LAA on 4/7...Became the 1st pitcher in Red Sox history to pitch 6.0+ scoreless innings and strike out at least 6 batters in their first 2 outings of the season.
- 🔴 From 10/1/23-4/7/24, became the 4th Red Sox pitcher in the Live Ball Era (since 1920) to make 3 consecutive starts with 6.0+ scoreless innings and 4 or fewer hits allowed...He joined Pedro Martinez, Tim Wakefield, and Chris Sale.
- 🔴 Threw a career-best 18.0 consecutive scoreless innings from the 1st inning on 10/1/23 at BAL through the 6th inning on 4/7/24 at LAA.
- 🔴 Threw his 1st career shutout on 4/17 vs. CLE, allowing just 3 hits and no walks in a 2-0 victory (9.0 IP, 3 H, 9 SO, 94 pitches) (see box on right).
- 🔴 Struck out 9+ batters and allowed 0 walks in back-to-back home outings on 4/17 vs. CLE and 4/28 vs. CHC...Joined Pedro Martinez (2002) and Roger Clemens (1988) as the only Red Sox pitchers to ever accomplish that feat.
- 🔴 Became the 1st pitcher since Roy Halladay (2011) and Greg Maddux (1997) to record 50.0+ IP, post an ERA of 2.50 or lower, allow no more than 1 HR, and issue 10 or fewer walks in their first 8 starts of the season...Was also the 1st Red Sox pitcher ever to do so.
- 🔴 Recorded 5 consecutive quality starts from 4/17-5/10, giving him 7 on the season...His 7 quality starts through the team's first 40 games were the most since Chris Sale also had 7 in 2018...The last Red Sox pitcher to have more than 7 in that span was Pedro Martinez in 2001 with 8.

MLB'S LOWEST HR/9.0 IP RATIO, 2024

Rk.	Pitcher	HR/9.0 IP
1.	Chris Sale	0.46
2.	Logan Webb	0.48
3.	Cristopher Sánchez	0.54
4.	Tanner Houck	0.55
5.	Framber Valdez	0.66

Min. 100.0 IP

LOWEST HR/9.0 IP RATIO IN THE AL, 2020-2024

Rk.	Pitcher	HR/9.0 IP
1.	Tanner Houck	0.690
2.	Framber Valdez	0.691
3.	Shane Bieber	0.88
4.	Patrick Sandoval	0.89
5.	Kevin Gausman	0.90

Min. 400.0 IP

RED SOX STARTERS WITH 100+ SO AND 5 OR FEWER HR ALLOWED BEFORE ALL-STAR BREAK

Season	Pitcher	SO	HR
1991	Roger Clemens	123	5
1992	Roger Clemens	120	5
1999	Pedro Martinez	184	5
2001	Pedro Martinez	150	4
2003	Pedro Martinez	112	5
2024	Tanner Houck	112	5

2024 FIRST-HALF AL RANKINGS

Rk.	Pitcher	fWAR
1.	Garrett Crochet	3.9
T1.	Tanner Houck	3.5
T2.	Cole Ragans	3.5
4.	Tarik Skubal	3.4

Rk.	Pitcher	ERA
1.	Tarik Skubal	2.41
2.	Corbin Burnes	2.43
3.	Seth Lugo	2.48
4.	Tanner Houck	2.54

Among qualified pitchers

HOUCKAMANIA

Houck threw his 1st career shutout in a 2-0 victory on 4/17 vs. CLE (9.0 IP, 3 H, 0 BB, 9 SO, 94 pitches).

- 🔴 It was the first 9-inning shutout for a Red Sox pitcher since Michael Wacha on 6/6/22 at LAA, the first 9-inning shutout for a Red Sox pitcher at Fenway Park since Brian Johnson on 5/27/17 vs. SEA, and the first 9-inning shutout for a Red Sox pitcher with under 100 pitches since Clay Buchholz on 8/31/14 at TB.

🔥 Threw a career-high 112 pitches on 5/15 vs. TB, the most by a Red Sox pitcher since Nick Pivetta also threw 112 pitches on 5/18/22 in a complete game vs. HOU.

🔥 Became the 4th Red Sox pitcher in the Live-Ball Era (since 1920) to post a sub-2.00 ERA and a sub-1.00 WHIP in their first 12 starts of a season (see box on right).

🔥 Tossed 7.0+ innings in 4 of his 6 starts from 5/10-6/6, going 3-2 with a 1.82 ERA and 0.86 WHIP in that span (8 ER/39.2 IP, 26-for-144, 8 BB, 38 SO)...Had reached 7.0 IP in just 2 of his previous 48 career starts.

🔥 Threw 6.0+ innings in a career-high-tying 5 consecutive starts from 5/20-6/13 (also 4/17-5/10 and 8/9-30).

🔥 Won a career-high-tying 3 consecutive starts from 5/31-6/13 (also 9/15-26/20 and 4/2-8/23)...Recorded a 2.70 ERA during that span (6 ER/20.0 IP).

🔥 Through 6/18, became the 1st pitcher in the Live-Ball Era (since 1920) to record all of the following in their first 15 starts of a season: ERA of 2.25 or lower, 2 or fewer HR allowed, and a SO/BB ratio of 5.00 or higher.

🔥 Made his 1st career All-Star appearance, pitching the 3rd inning for the AL on 7/16 at Globe Life Field (1.0 IP, 4 H, 3 R, SO).

🔥 Threw at least 6.0 innings in 7 of his first 8 starts after the All-Star break, from 7/22-8/30.

🔥 Made 3 consecutive quality starts on 8/9 vs. HOU (6.0 IP, 1 R), 8/14 vs. TEX (6.2 IP, 2 R), and 8/19 at HOU (6.0 IP, 3 R/2 ER)...Posted a 2.41 ERA in that span.

🔥 Threw 6.0+ innings in a career-high-tying 5 consecutive starts from 8/9-30 (also 4/17-5/10 and 5/20-6/13).

🔥 Allowed just 3 hits over 6.0 scoreless innings in the Sox' 7-5 win on 8/30 at DET (2 BB, 6 SO, 2 HB).

🔥 Threw fewer than 85 pitches in each of his 3 starts during September (84 on 9/4 at NYM, 60 on 9/18 at TB, 57 on 9/23 at TOR).

🔥 Allowed just 5 hits and 1 run in 9.0 innings combined over his final 2 starts of the season (4.0 IP on 9/18 at TB and 5.0 IP on 9/23 at TOR).

🔥 In his final start of the season, held TOR to 1 hit and 1 BB over 5.0 scoreless innings on 9/23, throwing just 57 pitches...The only other start by a Red Sox pitcher in the Expansion Era (1961-pres.) with 5.0+ IP, 1 or 0 hits allowed, and fewer than 60 pitches was Houck on 10/2/21 at WSH (5.0 IP, 0 H, 53 pitches).

Personal

🔥 Full name is Tanner Lee Houck.

🔥 Is an avid fisherman.

🔥 Was selected by the Blue Jays out of Collinsville (IL) High School in the 2014 June Draft but elected to attend the University of Missouri.

🔥 Ranked 2nd among 3-year players in Missouri history with 292 SO, trailing Kyle Gibson (304 from 2007-09)... Became the school's 2nd pitcher to throw at least 300 innings in 3 or fewer seasons.

🔥 Ranked by *Baseball America* as the No. 8 college prospect available in the 2017 June Draft.

DANDY DEBUT

In Houck's 1st start of 2024, 4/1 at OAK, he earned the win with 6.0 scoreless innings (3 H, 0 BB, 10 SO, 83 pitches). He became the 1st Red Sox pitcher ever and just the 13th pitcher since 1901 to allow 0 R and 0 BB with 10+ SO in a season debut:

Pitcher (Team)	Date
Bob Gibson (STL)	4/11/1967
Chris Short (PHI)	4/19/1968
Eric Show (SD)	4/10/1985
Jered Weaver (LAA)	4/6/2012
Yu Darvish (TEX)	4/2/2013
Collin McHugh (HOU)	4/22/2014
Carlos Martinez (STL)	4/2/2017
Zach Plesac (CLE)	7/29/2020
José Berrios (MIN)	4/3/2021
Kyle Gibson (PHI)	4/9/2022
Clayton Kershaw (LAD)	4/13/2022
Tanner Houck (BOS)	4/1/2024

HOUCK'S FIRST 12 STARTS OF 2024

Game	Stats
4/1 at OAK	6.0 IP, 3 H, 0 R, 0 BB
4/7 at LAA	6.0 IP, 4 H, 0 R, 2 BB
4/12 vs. LAA	5.2 IP, 12 H, 7 R/4 ER, 0 BB
4/17 vs. CLE	9.0 IP, 3 H, 0 R, 0 BB
4/24 at CLE	6.0 IP, 5 H, 3 R, 3 BB
4/28 vs. CHC	6.2 IP, 4 H, R, 0 BB
5/3 at MIN	6.0 IP, 6 H, 4 R/3 ER, 2 BB
5/10 vs. WSH	7.0 IP, 6 H, 3 R, BB
5/15 vs. TB	5.2 IP, 5 H, 3 R/1 ER, 3 BB
5/20 at TB	7.0 IP, 2 H, 0 R, BB
5/26 vs. MIL	6.0 IP, 7 H, R, BB
5/31 vs. DET	7.0 IP, 3 H, R, 2 BB
Totals:	1.85 ERA, 0.96 WHIP

RED SOX WITH SUB-2.00 ERA AND SUB-1.00 WHIP IN FIRST 12 STARTS OF A SEASON, LIVE-BALL ERA (1920-PRES.)

Pitcher	Season
Roger Clemens	1988, '92
Pedro Martínez	1999-2001
Derek Lowe	2002
Tanner Houck	2024



Tanner Houck, Continued

In the Community

- Created "Pitch for Adoption," which aims to raise money for Caritas Family Solutions.
- Made a monetary donation to the Home for Little Wanderers during the 2021 holiday season, an organization which helps build stable lives and hopeful futures for children who are abused, neglected, or at-risk.
- As part of the Red Sox Rookie Development Program, visited patients at Boston Children's Hospital on 1/15/20.
- Attended Red Sox Winter Weekend in January 2023 and 2024, signing autographs and posing for pictures with fans.
- Attended Fenway Fest in January 2025, signing autographs and posing for pictures with fans.

HOUCK THROWS 4.0 INNINGS IN COMBINED NO-HITTER FOR TEAM USA

On 7/1/15, Tanner threw 4.0 perfect innings as part of a no-hitter for the USA Collegiate National Team in a 2-0 win over the Cuban National Team. The game took place at the USA Baseball National Training Complex in Cary, NC. A.J. Puk (4.0 IP) and Ryan Hendrix (1.0 IP) also pitched for Team USA.

- Houck threw only 40 pitches in his 4.0 innings.
- It was the third no-hitter in USA Baseball Collegiate National Team history (also vs. Korea in 2010 and vs. Netherlands in 2014).
- It marked the first time the Cuban National Team was no-hit in international play.

Tanner Houck's Career Record

YEAR	CLUB	W-L	ERA	G	GS	SV	IP	H	R	ER	HR	HB	BB	SO	SO/9	WHIP	AVG
2017	Lowell (A-)	0-3	3.63	10	10	0	22.1	21	14	9	0	2	8	25	10.07	1.30	.239
2018	Salem (A+)	7-11	4.24	23	23	0	119.0	110	68	56	11	4	60	111	8.39	1.43	.245
2019	Portland (AA)	8-6	4.25	17	15	0	82.2	86	41	39	4	9	32	80	8.71	1.43	.270
	Pawtucket (AAA)	0-0	3.24	16	2	1	25.0	19	11	9	3	5	14	27	9.72	1.32	.209
2020	BOSTON	3-0	0.53	3	3	0	17.0	6	2	1	1	1	9	21	11.12	0.88	.113
2021	BOSTON	1-5	3.52	18	13	1	69.0	57	32	27	4	6	21	87	11.35	1.13	.223
	Worcester (AAA)	0-2	5.14	6	6	0	21.0	19	13	12	1	3	7	26	11.14	1.24	.241
2022	BOSTON	5-4	3.15	32	4	8	60.0	49	22	21	3	6	22	56	8.40	1.18	.226
2023	BOSTON	6-10	5.01	21	21	0	106.0	104	61	59	14	6	41	99	8.41	1.37	.254
	Worcester (AAA)	0-0	2.08	3	3	0	8.2	5	2	2	0	0	3	10	10.38	0.92	.156
2024	BOSTON	9-10	3.12	30	30	0	178.2	156	75	62	11	16	48	154	7.76	1.14	.231
Major League Totals		24-29	3.55	104	71	9	430.2	372	192	170	33	35	141	417	8.71	1.19	.231
Minor League Totals		15-22	4.10	75	59	1	278.2	260	149	127	19	23	124	279	9.01	1.38	.246

TRANSACTIONS: Selected by the Toronto Blue Jays in the 12th round of the 2014 June Draft (did not sign); Signed by the Boston Red Sox as a 1st-round selection (24th overall) in the 2017 June Draft (signed by Todd Gold); **INJURED LIST:** Lower back inflammation, 8/9/2022 through remainder of season; Facial fracture, 6/17-8/21/2023

Postseason Record

W-L	ERA	G	GS	SV	IP	H	R	ER	HR	HB	BB	SO	SO/9	WHIP	AVG
1-0	5.23	5	0	0	10.1	7	6	6	3	1	0	10	8.71	0.68	.189

Wild Card Record

YEAR	CLUB	W-L	ERA	G	GS	SV	IP	H	R	ER	HR	HB	BB	SO	SO/9	WHIP	AVG
2021	BOS vs. NYY	0-0	0.00	1	0	0	1.0	0	0	0	0	0	0	2	18.00	0.00	.000

Division Series Record

YEAR	CLUB	W-L	ERA	G	GS	SV	IP	H	R	ER	HR	HB	BB	SO	SO/9	WHIP	AVG
2021	BOS vs. TB	1-0	3.00	2	0	0	6.0	3	2	2	2	0	0	6	9.00	0.50	.143

League Championship Series Record

YEAR	CLUB	W-L	ERA	G	GS	SV	IP	H	R	ER	HR	HB	BB	SO	SO/9	WHIP	AVG
2021	BOS vs. HOU	0-0	10.80	2	0	0	3.1	4	4	4	1	1	0	2	5.40	1.20	.308

All-Star Game Record

YEAR	CLUB	W-L	ERA	G	GS	SV	IP	H	R	ER	HR	HB	BB	SO	SO/9	WHIP	AVG
2024	AL at TEX	0-0	27.00	1	0	0	1.0	4	3	3	1	0	0	1	9.00	4.00	.667

Career Single-Game Highs

INNINGS: 9.0, 4/17/24 vs. CLE; **STRIKEOUTS:** 10, 2x, last 4/1/24 at OAK; **HITS:** 12, 4/12/24 vs. LAA; **RUNS:** 8, 6/29/24 vs. SD; **EARNED RUNS:** 7, 2x, last 6/29/24 vs. SD; **WALKS:** 4, 8x, last 8/25/24 vs. ARI; **HOME RUNS:** 3, 6/29/24 vs. SD; **SCORELESS INNINGS STREAK:** 18.0, 10/1/23-4/7/24; **EJECTIONS** (0)

Major League Firsts

APPEARANCE: 9/15/20 at MIA (5.0 IP, start); **STRIKEOUT:** 9/15/20 at MIA (Jesus Aguilar, swinging); **WIN:** 9/15/20 at MIA (5.0 IP); **SAVE:** 7/16/21 at NYY (3.0 IP)

76 ZACK KELLY

RHP

Bats: Right • **Throws:** Right • **Height:** 6-3 • **Weight:** 245

Opening Day Age: 30 • **MLB Service:** 2 years, 17 days

Born: 3/3/1995 in Roanoke, VA

Acquired: Signed as a minor league free agent on 12/21/2020

Contract Status: Signed through 2025



Career Highlights

Is in his 9th professional season, his 5th in the Red Sox organization and 4th in ML Spring Training.

Began 2024 with Triple-A Worcester but pitched in 49 games (3 starts) over 2 ML stints...Made his 1st Opening Day roster in 2023 but missed 143 games due to right elbow inflammation...Made his MLB debut in 2022 (13 G).

Did not allow a run in 9 Triple-A games in 2024 (12.2 IP).

In 71 career Triple-A outings (all in relief), is 7-4 with a 2.71 ERA (25 ER/83.0 IP), .174 opponent AVG, 1.08 WHIP, and 12.69 SO/9.0 IP (117 SO).

Entered 2023 ranked by *Baseball America* as the Red Sox' No. 28 prospect, as well as having the best change-up in the Sox' minor league system.

Has also pitched in the A's (2017) and Angels (2018-19) organizations...Originally signed by the A's as a non-drafted free agent in June 2017.

On 5/2/23, underwent an ulnar nerve transposition revision in his right elbow...The procedure was performed by Dr. Jeffrey Dugas at Andrews Sports Medicine in Birmingham, AL.

Earned the Red Sox' 2022 Lou Gorman Award (see box on right).

Recognized by the Red Sox as the organization's Minor League Relief Pitcher of the Month for August 2022.

Closed the 2021 season with 5 consecutive perfect outings for Triple-A Worcester (5.0 IP, 0-for-15, 10 SO).

2024 Highlights

Appeared in 49 games (3 starts) over 2 stints with BOS, going 6-3 with a 3.97 ERA (25 ER/56.2 IP).

Ranked 2nd among Red Sox pitchers (min. 20.0 IP) with a .208 opponent AVG (Jansen-.196).

In 9 appearances with Triple-A Worcester, allowed 0 runs and only 1 hit in 12.2 IP (.026 AVG, 1-for-38).

Ranked in MLB's 95th percentile in hard-hit rate (31.1%), as well as the 70th percentile or higher in fastball velocity (87th, 96.5 mph), ground-ball rate (77th, 47.7%), whiff rate (71st, 28.1%), and strikeout rate (70th, 25.3%).

In 3 games as an opener, allowed 0 runs and only 1 hit in 7.2 IP (.042 AVG, 1-for-24)...Started games on 6/9 at CWS (2.0 IP), 6/23 at CIN (2.2 IP), and 8/26 vs. TOR (3.0 IP).

Was 4-0 with a 3.65 ERA, 1.01 WHIP, and .169 opponent AVG on the road, compared to 2-3 with a 4.22 ERA, 1.44 WHIP, and .236 opponent AVG at home.

Held righties to a .182 AVG/.559 OPS (3 HR) and lefties to a .242 AVG/.860 OPS (7 HR).

ZACK'S ROAD TO THE MAJORS

Zack earned the Sox' **2022 Lou Gorman Award**, given annually to a minor league player who has demonstrated dedication and perseverance in overcoming obstacles while working his way to the Major League team.

Attended Concord University (WV) from 2014-15 and Newberry College (SC) from 2016-17, both Division II schools...Became the 5th person who has attended Newberry College to appear in the majors, the 1st since OF Neil Chrisley from 1957-61.

Signed by OAK in 2017 as a non-drafted free agent with a \$500 signing bonus.

Suffered a UCL injury in his right elbow before being released by LAA on 5/29/20...Avoided Tommy John surgery and signed with BOS as a minor league free agent on 12/21/20.

Mainly pitched for Double-A Portland and Triple-A Worcester during the 2021-22 seasons before making his MLB debut on 8/29/22 at MIN.

WHAT A WEEK

In a span of 5 days, Zack made his MLB debut and became a father. On 8/29/22, he was selected to the Major League roster and then made his debut that night at MIN, striking out each of his first 2 batters faced in a scoreless 6th inning. On 9/2/22, he and his wife, Brittany, welcomed their first child, Kayden. In addition, Zack was named Red Sox Minor League Relief Pitcher of the Month for August 2022.

BACK ON THE HORSE

After missing 143 games due to injury, Zack returned to pitching in the majors on 9/26/23.

"It was important to me to get back no matter how many or how little games we have left, but to get back and be able to close the book on this chapter, because I really didn't want a five-month thing to turn into a 10-month thing and be out until next spring training," Kelly told media after his outing on 9/26/23 vs. TB. "So it's very important that I got back and I'm happy we accomplished that today."

Zack
Kelly

Zack Kelly, Continued

UNHITTABLE

Kelly recorded a 10.0-inning hitless streak to begin June 2024. Starting with his final batter faced on 5/25 vs. MIL, he allowed 0 hits to 34 consecutive batters faced before giving up a 2nd-inning single on 6/23 at CIN (0-for-31, 3 BB).

2024 Timeline

- Spring Training: 3 G, 6.00 ERA (2 ER/3.0 IP), 3 SO, 4 BB, 4 H, 0 HR.
- Began the season with Worcester...Pitched in 6 games (9.0 IP, 0 R, 1 H) before being recalled by BOS on 4/24... Pitched that night at CLE and tossed 2.0 perfect innings to finish the game (3 SO).
- Became the 8th Red Sox in team history to toss 2.0+ perfect innings and finish the game in their season debut, the 1st since Phillips Valdéz on 4/3/21.
- On 5/16 v. TB, issued 4 walks in the 6th inning but did not allow a run (BB, CS, BB, SO, BB, BB, ground-out)...Became the 1st Red Sox pitcher since at least 1969 to issue 4+ BB and allow 0 runs in a single inning.
- Was optioned on 5/26 and recalled on 6/5...In 10 June games, went 2-0 with a 0.71 ERA, 0.47 WHIP, and .071 opponent AVG (12.2 IP, 1 ER, 3 H, 18 SO, 3 BB).
- On 6/16 vs. NYY, entered the game in the 7th inning with the bases loaded and no outs and stranded all 3 inherited runners...Struck out his first 2 batters faced and induced a flyout.
- Allowed 0 hits to 34 consecutive Major League batters faced from 5/25-6/23 (see box above).
- Optioned to Worcester on 9/13 and spent the rest of the season with the WooSox.

KELLY'S 2024 BREAKDOWN

Stat	Through 6/30	7/1-End
Games	21	28
Innings	29.1	27.1
ERA	1.53	6.59
WHIP	0.92	1.61
AVG	.136	.275
OPS	.453	.913
HR	2	8

Personal

- Full name is Zachery Reed Kelly.
- He and his wife, Brittany, have a son, Kayden (born 9/3/22).
- Graduated from Lord Botetourt High School (VA).
- Attended Concord University (WV) from 2014-15 and Newberry College (SC) from 2016-17, Division II schools.
- Entering the 2024 season, only 4 other people who have attended Newberry College have appeared in the majors: Neil Chrissy (1957-61), Cal Cooper (1948), Billy Rhiel (1929-30, '32-33), and Al Shealy (1928, '30).

In the Community

- As part of the Red Sox Rookie Development Program in 2023, visited patients at Boston Children's Hospital and hosted a Play Ball clinic with the Red Sox Foundation.
- Attended Red Sox Winter Weekend in January 2024, signing autographs and posing for pictures with fans.
- Attended Red Sox Fenway Fest in January 2025, signing autographs and posing for pictures with fans.

Zack Kelly's Career Record

YEAR	CLUB	W-L	ERA	G	GS	SV	IP	H	R	ER	HR	HB	BB	SO	SO/9	WHIP	AVG
2017	AZL Athletics (R)	1-0	3.77	13	0	1	28.2	28	16	12	1	1	6	23	7.22	1.19	.252
2018	Burlington (A)	3-3	2.86	12	0	0	28.1	26	10	9	3	3	12	25	7.94	1.34	.260
	Orem (R)	1-0	1.13	2	0	0	8.0	5	2	1	0	0	2	9	10.13	0.88	.192
	Inland Empire (A+)	1-0	5.40	4	0	1	6.2	9	4	4	0	0	2	7	9.45	1.65	.310
2019	Mobile (AA)	3-6	3.82	20	13	0	75.1	77	42	32	5	2	29	83	9.92	1.41	.262
	Inland Empire (A+)	0-1	0.00	1	0	0	4.0	4	1	0	0	1	0	2	4.50	1.00	.267
2020																	
2021	Portland (AA)	3-1	1.69	21	0	5	26.2	18	6	5	1	6	13	40	13.50	1.16	.196
	Worcester (AAA)	1-0	2.89	15	0	1	18.2	13	6	6	1	1	5	29	13.98	0.96	.191
2022	Worcester (AAA)	6-3	2.72	44	0	3	49.2	34	23	15	2	3	25	72	13.20	1.19	.191
	BOSTON	1-0	3.95	13	0	0	13.2	14	6	6	2	0	4	11	7.50	1.31	.259
2023	BOSTON	0-0	3.86	8	0	0	9.1	7	4	4	0	2	8	6	5.79	1.61	.219
	Salem (A)	0-2	27.00	2	1	0	1.0	3	3	3	0	0	4	1	9.00	7.00	.600
	Greenville (A+)	0-0	0.00	1	1	0	1.0	0	0	0	0	0	1	2	18.00	1.00	.000
	Portland (AA)	0-0	4.50	1	1	0	2.0	1	1	1	1	0	0	1	4.50	0.50	.167
	Worcester (AAA)	0-1	18.00	3	0	0	2.0	3	4	4	2	0	1	3	13.50	2.00	.333
2024	Worcester (AAA)	0-0	0.00	9	0	1	12.2	1	0	0	0	0	8	13	9.24	0.71	.026
	BOSTON	6-3	3.97	49	3	0	56.2	44	31	25	10	2	27	61	9.69	1.25	.208
Major League Totals		7-3	3.95	70	3	0	79.2	65	41	35	12	4	39	78	8.81	1.31	.218
Minor League Totals		19-17	3.13	148	16	12	264.2	222	118	92	16	17	108	310	10.54	1.25	.228

TRANSACTIONS: Signed by the Oakland Athletics as a non-drafted free agent (signed by Neil Avent), 6/16/2017; Signed by the Los Angeles Angels as a minor league free agent, 4/27/2018; Signed by the Boston Red Sox as a minor league free agent, 12/21/2020; **INJURED LIST:** Right elbow inflammation, 4/13-9/23/2023

Career Single-Game Highs

INNINGS: 3.0, 2x, last 8/26/24 vs. TOR; **STRIKEOUTS:** 4, 8/26/24 vs. TOR; **HITS:** 5, 2x, last 9/8/24 vs. CWS; **RUNS:** 5, 9/8/24 vs. CWS; **WALKS:** 4, 5/16/24 vs. TB; **HOME RUNS:** 2, 2x, last 7/26/24 vs. NYY; **SCORELESS INNINGS STREAK:** 7.1, 6/14-23/24; **EJECTIONS (0)**

Major League Firsts

APPEARANCE: 8/29/22 at MIN (1.0 IP, entered to start 6th inning); **STRIKEOUT:** 8/29/22 at MIN (Gilberto Celestino, looking); **WIN:** 9/29/22 vs. BAL (1.0 IP); **SAVE:** N/A

72 CHRIS MURPHY

LHP

Bats: Left • **Throws:** Left • **Height:** 6-1 • **Weight:** 185

Opening Day Age: 26 • **MLB Service:** 1 year, 81 days

Born: 6/5/1998 in Mission Hills, CA

Acquired: Selected in the 6th round of the 2019 First-Year Player Draft

Contract Status: Signed through 2025



The Rundown

🔥 Is in his 7th professional season, his 4th in ML Spring Training camp and 3rd as a member of the 40-man roster (added on 11/15/22).

🔥 Missed the entire 2024 season recovering from a successful reconstruction of the left ulnar collateral ligament (elbow)...Dr. Keith Meister performed the surgery on 4/10/24 at Texas Metroplex Institute for Sports Medicine & Orthopedic Surgery in Arlington, TX.

🔥 Began 2024 ranked by *Baseball America* as the Red Sox' No. 25 prospect and as having the best changeup in the Red Sox' organization...Was also ranked by *BA* as one of the Sox' top prospects entering 2020 (No. 14), 2021 (No. 15), 2022 (No. 12), and 2023 (No. 13).

🔥 Made his MLB debut in 2023, pitching in 20 games for BOS (all in relief)...67 of his 76 career minor league appearances have been starts.

🔥 In his 20 ML appearances, threw 2.0+ innings 14 times, 3.0+ innings 9 times, and 4.0+ innings 3 times.

🔥 Is the only Red Sox pitcher ever to throw at least 2.0 scoreless innings in each of their first 3 career outings.

🔥 Became the 1st pitcher in Red Sox history to toss 2.0+ relief innings in each of their first 8 career appearances, doing so in each of his first 11 outings.

🔥 Became the 2nd reliever in MLB history to throw 2.0+ innings in 14 of their first 15 career outings within a single season (see box on right).

MOST RELIEF OUTINGS OF 2.0+ IP WITHIN FIRST 15 CAREER GAMES, 1901-2024 (SINGLE SEASON)

Rk.	Pitcher	G
1.	Chuck Crim (MIL, 1987)	14
	Chris Murphy (BOS, 2023)	14
3.	Tom Ferrick (PHI, 1941)	13
	Jalen Beeks (BOS/TB, 2018)	13

RED SOX IN THE LIVE BALL ERA TO ALLOW 0 RUNS AND STRIKE OUT 5+ BATTERS IN AN MLB DEBUT

Pitcher	Game	Stats
Chris Murphy	6/7/23 at CLE	3.1 IP, 5 SO
Garrett Whitlock	4/4/21 at BAL	3.1 IP, 5 SO
Tanner Houck	9/15/20 at MIA	5.0 IP, 7 SO
Eduardo Rodriguez	5/28/15 at TEX	7.2 IP, 7 SO
Dave Morehead	4/13/63 at WSH	9.0 IP, 10 SO
Dave Ferriss	4/29/45 at PHI-G1	9.0 IP, 5 SO

I PLAY FOR JESSICA

The following is an excerpt from a MassLive.com story in Nov. 2020:

Red Sox pitching prospect Chris Murphy always told MLB scouts he plays for Jessica Tovar when they interviewed him before the 2019 Draft. Tovar, who Murphy refers to as his sister, died of rhabdomyosarcoma, a rare form of cancer, at age 26 on July 14, 2012.

"And my story is her. Because I promised her tickets to my first major league game. And that is something I still hold close to my heart; something I still want to do."

He has the message — I play for Jessica — tattooed on his chest. He also has those four words written inside each of his hats.

Tovar was a family friend who lived in his neighborhood in Granada Hills, Calif. She baby-sat Murphy and his sister, Ashley. But she was so much more than their sitter.

"She was super close to my family. She was around every single day until she passed away," Murphy said. "So I would consider her a sister."

Murphy left Tovar a ticket to his first professional home game with Lowell at LeLachur Park on July 14, 2019, which marked the seven-year anniversary of Tovar's passing.

"It is my drive," Murphy said. "I don't pitch for myself out there. I don't pitch to do well for myself. I could care less what happens at the end of the day as long as I give it what I have — and I know that's all she would want."

Chris
Murphy

Chris Murphy, Continued

Minor League Career Highlights

- Has recorded 10+ strikeouts in a game 4 times, all with Double-A Portland...Struck out a career-high 11 batters in 3 of those outings.
- Named Double-A Eastern League Pitcher of the Week for 6/20-26/22 after tossing 6.0 scoreless innings on 6/25 at Richmond (1 H, 3 BB, 8 SO).
- Led 2022 Red Sox minor leaguers in starts (28) and innings pitched (152.0)...Ranked 2nd in strikeouts (149).
- In 2021, was twice named to MLB Pipeline's Prospect Team of the Week: 8/16-22 and 9/6-12.
- Threw a career-high 7.0 scoreless innings and allowed 1 hit on 8/17/21 vs. Binghamton (1 BB, 7 SO), earning Double-A Northeast Pitcher of the Week honors for 8/16-22.
- Recorded a career-high-tying 11 SO over 6.0 scoreless innings on 9/10/21 vs. Binghamton.
- Named Red Sox Minor League Pitcher of the Month for June 2021...Had a 1.66 ERA (4 ER/21.2 IP) in 4 starts.
- Among the 117 New York-Penn League pitchers who threw 30.0+ innings in 2019, ranked 2nd in ERA (1.08) and 10th in WHIP (0.90)...Allowed only 1 HR and held opponents to a .197 AVG (23-for-117).
- Allowed 0 ER in 8 of his 10 starts with Lowell in 2019, including 5 straight from 8/2-24 (19.1 IP).

2024 Timeline

- Missed the entire 2024 season recovering from surgery performed on 4/10.
- Made 5 Spring Training relief appearances, going 1-0 with a 3.86 ERA (9.1 IP, 4 ER, 11 H, 2 HR, 11 SO, 4 BB).
- Placed on the 60-Day Injured List on 3/28 (left UCL sprain).
- On 4/10, underwent a successful reconstruction of the left ulnar collateral ligament (elbow)...Dr. Keith Meister performed the surgery at Texas Metroplex Institute for Sports Medicine & Orthopedic Surgery in Arlington, TX.

Personal

- Full name is Christopher Michael Murphy ("Murph").
- Graduated from Granada Hills (CA) High School, where he threw 2 no-hitters.
- Pitched at the University of San Diego from 2017-19, going 13-12 with a 3.98 ERA and 267 SO in 214.2 IP over 43 appearances (37 starts).
- In 2017 as a freshman, tabbed a Collegiate Baseball Freshman All-American and named to the West Coast Conference All-Freshman team.
- Pitched for Brewster of the Cape Cod Baseball League in the summer of 2018 and for Walla Walla in the West Coast League in the summer of 2016...Was teammates with Jarren Duran while pitching for Walla Walla.
- His sister, Ashley, was a softball pitcher at the University of Hawaii...His mother, Jennifer, was a talented softball player who received an invitation to try out for the Silver Bullets, a women's professional baseball team; she instead decided to focus on trade school to become an electrician.

In the Community

- As part of the Red Sox Rookie Development Program in 2023, visited patients at Boston Children's Hospital and hosted a Play Ball clinic with the Red Sox Foundation.
- Took part in the Red Sox Holiday Caravan in December 2023, visiting Beth Israel Deaconess Medical Center, Boston Children's Hospital, The Jimmy Fund Clinic, Greater Boston Food Bank, West End House Boys & Girls Club, and The BASE.
- Attended Red Sox Winter Weekend in January 2024, signing autographs and posing for pictures with fans.

Chris Murphy's Career Record

YEAR	CLUB	W-L	ERA	G	GS	SV	IP	H	R	ER	HR	HB	BB	SO	SO/9	WHIP	AVG
2019	Lowell (A-)	0-1	1.08	10	10	0	33.1	23	6	4	1	3	7	34	9.18	0.90	.197
2020							Did Not Pitch										
2021	Greenville (A+)	5-3	4.21	14	14	0	68.1	62	36	32	17	4	23	81	10.67	1.24	.240
	Portland (AA)	3-2	5.45	7	6	0	33.0	30	21	20	4	1	13	47	12.82	1.30	.242
2022	Portland (AA)	4-5	2.58	15	13	0	76.2	46	28	22	6	2	31	91	10.68	1.00	.170
	Worcester (AAA)	3-6	5.50	15	15	0	75.1	77	55	46	8	7	41	58	6.93	1.57	.266
2023	Worcester (AAA)	2-3	6.32	15	9	0	52.2	63	41	37	7	5	31	61	10.42	1.78	.293
	BOSTON	1-2	4.91	20	0	1	47.2	50	27	26	5	1	17	49	9.25	1.41	.263
2024	BOSTON						Did Not Pitch										
Major League Totals		1-2	4.91	20	0	1	47.2	50	27	26	5	1	17	49	9.25	1.41	.263
Minor League Totals		17-20	4.27	76	67	0	339.1	301	187	161	43	22	146	372	9.87	1.32	.236

TRANSACTIONS: Signed by the Boston Red Sox as a 6th-round selection in the 2019 June Draft (signed by JJ Altobelli); **INJURED LIST:** Left UCL sprain, 3/28/2024 through remainder of season

Career Single-Game Highs

INNINGS: 4.2, 7/18/23 at OAK; **STRIKEOUTS:** 6, 7/18/23 at OAK; **HITS:** 9, 8/27/23 vs. LAD; **RUNS:** 6, 2x, last 8/27/23 vs. LAD; **WALKS:** 4, 7/9/23 vs. OAK; **HOME RUNS:** 2, 8/21/23 at HOU; **SCORELESS INNINGS STREAK:** 8.0, 6/7-24/23; **EJECTIONS (0)**

Major League Firsts

APPEARANCE: 6/7/23 at CLE (3.1 IP, entered with 2 outs in the 5th inning); **STRIKEOUT:** 6/7/23 at CLE (Josh Bell, swinging); **WIN:** 7/23/23 vs. NYM (3.2 IP); **SAVE:** 8/11/23 vs. DET (3.0 IP)

ON THE HILL

Appearing on the *Fenway Rundown* podcast in November 2022, Murphy mentioned the following about sharing his name with the United States Senator from Connecticut, who also happens to be a Red Sox fan:

"I've never had direct contact with him, but when I got drafted I believe MLB Pipeline or the draft thing tagged his Twitter page and it was pretty funny. I knew it was coming. It had been something I had seen on Twitter for years." ... "There was a gag gift my mom bought me in 2020, she bought me a 'Murphy 2020' shirt ... I haven't talked to him and we haven't crossed paths on Twitter, really. That's really something I should do."

75 CARLOS NARVÁEZ



Bats: Right • **Throws:** Right • **Height:** 5-11 • **Weight:** 225

Opening Day Age: 26 • **MLB Service:** 38 days

Born: 11/26/1998 in Maracay, VZ

Acquired: From the New York Yankees in exchange for RHP Elmer Rodriguez-Cruz and international bonus pool space on 12/11/24

Contract Status: Signed through 2025

Career Highlights

Is in his 9th professional season, his 3rd in Major League Spring Training camp, and his 1st in the Red Sox organization.

Is ranked among the Red Sox' top 30 prospects by *Baseball America* (29th), and is the organization's 2nd highest ranked catching prospect behind just Johanfran Garcia (20th).

Acquired from the New York Yankees on 12/11/24 in exchange for RHP Elmer Rodriguez-Cruz and international bonus pool space.

Made his Major League debut with the Yankees on 7/20/24 vs. Tampa Bay, and at the big league level, made 4 starts at catcher and went 3-for-13 (.231) at the plate in 6 games...Also played in 96 games for Triple-A Scranton/Wilkes-Barre in '24, batting .254 (85-for-335) with 20 doubles, 11 home runs, and 58 RBI...Set career highs in a single season in hits (85), RBI (58), doubles (20), and runs scored (54) in Triple-A.

Originally signed by the Yankees as a non-drafted free agent on July 2, 2015.

Was added to the Yankees' 40-man roster on November 6, 2023 to protect him from the Rule 5 Draft.

In parts of 8 minor league seasons, has hit .250 (422-for-1,689) with a .364 OBP, 78 doubles, 2 triples, 47 home runs, 237 RBI, 257 runs scored, and 277 walks in 496 career games played.

Following the 2023 and 2024 minor league seasons, played for the Cardenales de Lara of the Venezuelan Winter League...In 23 games following the '24 season, hit .377 (29-for-77) with a 1.118 OPS, 7 doubles, 5 HR, and 18 RBI.

Following the '23 season, tabbed by *Baseball America* as the "Best Defensive Catcher" in the Yankees' system.

2024 Highlights

Made 4 starts at catcher for the Yankees and went 3-for-13 (.231) with 2 walks at the plate in 6 games... In 96 games for Triple-A Scranton/Wilkes-Barre in '24, batting .254 (85-for-335) with 20 doubles, 11 home runs, and 58 RBI.

His hits (85), RBI (58), 2B (20), and runs scored (54) with Triple-A were all career highs in a single season.

Made his Major League debut with NYY on 7/20/24 vs. TB, entering the game as a defensive replacement at catcher in the ninth inning (1-for-1)...Recorded his 1st career Major League hit with a single in the ninth.

BASEBALL AMERICA'S 2025 TOP RED SOX CATCHING PROSPECTS

BOS Catcher Rk.

Player

No. 1 (No. 20 overall)..... Johanfran Garcia

No. 2 (No. 29 overall)..... Carlos Narváez

REACHING ACROSS THE AISLE

On 12/11/24, the Red Sox and Yankees completed only their 8th trade of the last 50 years:

2024: BOS receives C **Carlos Narváez** (NYY receives RHP Elmer Rodriguez-Cruz and international bonus pool space)

2023: BOS receives RHPs Greg Weissert, Richard Fitts, and Nicholas Judice (NYY receives OF Alex Verdugo)

2023: BOS receives RHP Diego Hernández and cash (NYY receives OF Greg Allen)

2021: BOS receives RHPs Franklin German, Adam Ottavino, and cash (NYY receives PTBNL or cash)

2014: BOS receives INF Kelly Johnson (NYY receives INF Stephen Drew and cash)

1997: BOS receives RHP Tony Armas Jr. and RHP Jim Mecir (NYY receives INF Randy Brown and C Mike Stanley)

1994: BOS receives cash (NYY receives RHP Scott Bankhead)

1986: BOS receives DH Don Baylor (NYY receives DH Mike Easler)

Made his first career start at catcher on 7/23 at New York-NL (0-for-2).

At the Triple-A level, made 58 starts as the catcher, 23 as the designated hitter, and 12 at first base.

Following the 2024 season, played for the Cardenales de Lara of the Venezuelan Winter League...in 23 G, hit .377 (29-for-77) with a 1.118 OPS, 7 2B, 5 HR, and 18 RBI.

2024 Timeline

- 🔴 Began the season with Triple-A Scranton/Wilkes-Barre, batting .211 (16-for-76) with a .376 OBP in his 1st 20 games.
- 🔴 Was first recalled by the big league club on April 29, but he was optioned back on May 2 before making his debut.
- 🔴 Played in 48 games, batting .294 (52-for-177) with an .877 OPS before being recalled once again on 7/13.
- 🔴 Made his Major League debut with NYY on 7/20/24 vs. TB, entering the game as a defensive replacement at catcher in the 9th inning (1-for-1)...Recorded his 1st career Major League hit with a single in the 9th.
- 🔴 Played in 6 games with NYY, batting .231 (3-for-13) with 2 walks from 7/20-8/10...Optioned to Triple-A on 8/15 where he finished the season.

Personal

- 🔴 Full name is Carlos Luis Narváez Olivo.
- 🔴 His cousin, Omar Narváez has played in parts of 9 Major League seasons, and he is currently in the White Sox' minor league organization.
- 🔴 Participated in the Red Sox Rookie Development Program in Jan. 2025...The program included 2 workouts daily, seminars focused on assimilation into Major League life on and off the field, an RBI clinic with the Red Sox Foundation, and a visit to Boston Children's Hospital.

Carlos Narváez's Career Record

YEAR	CLUB	AVG	G	AB	R	H	2B	3B	HR	RBI	SH	HBP	BB	SO	SB	CS	OBP	SLG	OPS
2016	DSL Yankees (R)	.338	35	133	17	45	9	1	1	24	0	3	8	8	0	0	.389	.444	.833
2017	GCL Yankees (R)	.255	32	106	13	27	1	0	1	11	0	2	15	22	0	0	.355	.292	.647
2018	Pulaski (R)	.280	32	107	18	30	3	0	1	9	0	1	24	26	0	1	.417	.336	.753
	Staten Island (A)	.000	3	9	0	0	0	0	0	0	0	0	0	2	0	0	.000	.000	.000
2019	Staten Island (A)	.265	43	147	17	39	6	0	1	13	1	3	17	21	1	0	.349	.327	.676
2021	Tampa (A)	.239	60	205	41	49	8	0	7	30	0	3	43	76	2	0	.374	.380	.754
	Hudson Valley (A+)	.304	16	56	12	17	1	0	2	13	0	2	5	18	1	0	.369	.429	.798
2022	Hudson Valley (A+)	.194	79	248	37	48	12	1	11	35	0	5	45	87	4	2	.327	.383	.710
2023	Somerset (AA)	.235	16	51	7	12	5	0	2	5	0	2	7	17	1	2	.350	.451	.801
	Scranton/Wilkes-Barre (AAA)	.240	84	292	41	70	13	0	10	39	0	7	57	91	5	1	.373	.387	.760
2024	Scranton/Wilkes-Barre (AAA)	.254	96	335	54	85	20	0	11	58	0	8	56	105	9	1	.370	.412	.782
	NEW YORK-AL	.231	6	13	0	3	0	0	0	0	0	0	2	6	0	0	.333	.231	.564
Major League Totals		.231	6	13	0	3	0	0	0	0	0	0	2	6	0	0	.333	.231	.564
Minor League Totals		.250	496	1689	257	422	78	2	47	237	1	36	277	473	23	7	.364	.382	.746

TRANSACTIONS: Signed by the New York Yankees as a non-drafted free agent, 7/2/15; Acquired by the Boston Red Sox in exchange for RHP Elmer Rodriguez-Cruz and international bonus pool space,12/11/24; **INJURED LIST:** None

Career Fielding Record

POS	PCT.	G	GS	PO	A	E	TC	DP	CCS	SB	CCS%	PB	PKO	INN
C	1.000	6	4	41	1	0	42	0	1	1	50.0	0	0	35.0

Career Single-Game Highs

HITS: 1, 3x, last 8/7/24 vs. LAA-G2; **DOUBLES:** (0); **HOME RUNS:** (0); **RBI:** (0); **RUNS SCORED:** (0); **WALKS:** 2, 8/7/24 vs. LAA-G2; **STRIKE-OUTS:** 3, 8/10/24 vs. TEX-G2; **STOLEN BASES:** (0); **HITTING STREAK:** 2, 7/31-8/7/24-G2; **EJECTIONS** (0)

Home Run Notes

MULTI-HOME RUN GAMES (0); **LEADOFF** (0); **GRAND SLAMS** (0); **PINCH-HIT** (0); **EXTRA-INNING** (0); **GAME-ENDING** (0); **INSIDE-THE-PARK** (0)

Major League Firsts

GAME: 7/20/24 vs. TB (entered in C, 9th inning); **HIT:** 7/20/24 vs. TB off Shawn Armstrong (single, 9th inning); **HOME RUN:** (0); **GAME-ENDING RBI:** N/A

67 ZACH PENROD

LHP

Bats: Left • **Throws:** Left • **Height:** 6-2 • **Weight:** 250

Opening Day Age: 27 • **MLB Service:** 16 days

Born: 6/16/1997 in Nampa, ID

Acquired: Signed as a minor league free agent on 8/16/23

Contract Status: Signed through 2025



Career Highlights

- Is in his 6th professional season, his 3rd in the Red Sox organization and his 1st in Major League Spring Training camp.
- Is ranked by *Baseball America* as the Sox' No. 27 prospect.
- Pitched in the Independent Pioneer League from 2021-23.
- Was signed by the Red Sox as a minor league free agent on 8/16/23 and selected to the 40-man roster on 9/14/24.
- Made his MLB debut on 9/14/24 at NYY...Entered in the 8th inning and struck out his first 2 batters faced...Walked the next hitter but induced a pop-out to end the inning.
- 6 of his 7 MLB outings have been scoreless, including each of his first 5...Has allowed just 3 hits to 20 batters faced.
- After being signed in 2023, posted a 2.18 ERA (5 ER/20.2 IP) in 4 starts with High-A Greenville...Did not allow a run in his first 3 starts (17.0 IP), while striking out 17 batters.
- Pitched for the Glendale Desert Dogs in the Arizona Fall League in 2023, posting a 1.29 ERA (2 ER/14.0 IP) with 14 SO in 4 starts...Named an AFL Rising Star.

2024 Highlights

- Made his MLB debut, splitting the season with Double-A Portland (7 GS), Triple-A Worcester (15 G/5 GS), and BOS (7 G).
- 6 of his 7 MLB outings were scoreless, including each of his first 5...For BOS, allowed just 3 hits to 20 batters faced...Left-handed hitters were 0-for-8 against him (2 BB, 3 SO).
- Allowed 0 barrels and only 1 XBH (double) for BOS.
- In the minors, went 8-2 with 13.36 SO/9.0 IP, a 4.16 ERA (29 ER/62.2 IP), 1.31 WHIP, and .214 opponent AVG...Held righties to a .191 AVG/.582 OPS (1 HR) and lefties to a .260 AVG/.797 OPS (4 HR).
- Ranked 6th in the minors in SO/9.0 IP (min. 60.0 IP).

WORTH THE WAIT

Penrod made his MLB debut on 9/14 at NYY and struck out each of his first 2 batters faced, with his wife and 8-day-old daughter in attendance.

- Penrod played baseball at Division II Northwest Nazarene University in Idaho, signed with TEX as a non-drafted free agent in 2018, underwent Tommy John surgery in 2019, was released in 2020, and pitched in independent leagues from 2021-23 before signing with the Red Sox as a minor league free agent.

2024 Timeline

- Spring Training: 1 G, 0.00 ERA (0 ER/1.0 IP), H, 2 BB, 3 SO.
- Began the season with Portland...Started on 4/12 at Reading and threw 5.0 shutout innings (2 H, 0 BB, 8 SO, HB).
- Allowed just 1 hit over 5.1 scoreless innings in his next start on 4/18 vs. New Hampshire (3 BB, 6 SO).
- Recorded 10 SO and allowed only 1 run over 6.0 IP on 5/12 vs. Binghamton and again on 5/18 at Somerset.
- Was promoted to Worcester on 5/26...Made his 1st start on 5/30 at Charlotte (4.0 IP, 0 R, 5 H, 2 BB, 5 SO).
- Was placed on the 7-Day Injured List on 6/9 with left shin inflammation...Was reinstated on 7/26.
- Made 3 more starts (none longer than 3.0 IP) before moving to the bullpen following his outing on 8/7.
- Made 10 relief outings for Worcester, pitching at least 1.0 inning in 9 of them (2.0 IP in 2 of them)...Pitched 2.0 scoreless innings on 9/1 vs. Toledo (H, 2 BB, SO).
- Allowed just 1 hit in a span of 6 games from 8/28-9/15 (4 outings for WOR, 2 for BOS), facing 23 batters in that stretch (6.1 IP, H, 5 BB, 9 SO).
- Was selected by BOS on 9/14 and made his ML debut that night at NYY...Entered in the 8th inning and struck out his first 2 batters faced...Walked the next hitter but induced a pop-out to end the inning.
- Retired 5 of his first 6 (BB), 9 of his first 11 (H, BB), and 11 of his first 14 career batters faced (2 H, BB).
- Was optioned to Worcester prior to the Red Sox' final game of the season on 9/29...Posted a 1.29 ERA over 9 outings in September between BOS (1 ER/4.0 IP) and Worcester (0 ER/3.0 IP).

Personal

- 🦋 Missed 2019-20 due to Tommy John surgery.
- 🦋 Married to Kyla Penrod, and the couple have a daughter, Noa Mae.
- 🦋 Originally signed by the Texas Rangers as a non-drafted free agent in August 2018.
- 🦋 Pitched in college for Corban University (2017) and Northwest Nazarene (2018), both NAIA schools.
- 🦋 Attended Fenway Fest in January 2025, signing autographs and posing for pictures with fans.

Zach Penrod's Career Record

YEAR	CLUB	W-L	ERA	G	GS	SV	IP	H	R	ER	HR	HB	BB	SO	SO/9	WHIP	AVG
2018	AZL Rangers (R)	0-2	6.17	4	3	0	11.2	12	10	8	3	3	6	16	12.34	1.54	.261
2019								Did Not Play									
2020								Did Not Play									
2021	Boise (Ind.)	3-4	5.66	14	14	0	68.1	65	48	43	10	3	42	85	11.20	1.57	
2022	Boise (Ind.)	0-2	7.47	5	4	0	15.2	19	15	13	3		9	16	9.19	1.79	
	Billings (Ind.)	1-1	7.20	8	0	2	5.0	7	4	4	0		5	4	7.20	2.40	
2023	Missoula (Ind.)	4-1	2.98	13	10	2	54.1	39	29	18	8		32	65	10.77	1.31	
	Greenville (A+)	2-1	2.18	4	4	0	20.2	16	5	5	1	0	11	20	8.71	1.31	.205
2024	Portland (AA)	4-0	2.80	7	7	0	35.1	23	12	11	3	3	13	53	13.50	1.02	.183
	Worcester (AAA)	4-2	5.93	15	5	0	27.1	26	18	18	2	1	20	40	13.17	1.68	.252
	BOSTON	0-0	2.25	7	0	0	4.0	3	2	1	0	1	4	3	6.75	1.75	.200
Major League Totals		0-0	2.25	7	0	0	4.0	3	2	1	0	1	4	3	6.75	1.75	.200
Minor League Totals		10-5	3.98	30	19	0	95.0	77	45	42	9	7	50	129	12.22	1.34	.218
Independent Lg. Totals		8-8	4.90	40	28	4	143.1	130	96	78	21	3	88	170	10.67	1.52	

TRANSACTIONS: Signed by the Texas Rangers as a non-drafted free agent (signed by Rick Schroeder), 8/2/2018; Signed by the Boston Red Sox as a minor league free agent, 8/16/2023; **INJURED LIST:** None

Career Single-Game Highs

INNINGS: 1.0, 2x, last 9/18/24 at TB; **STRIKEOUTS:** 2, 9/14/24 at NYY; **HITS:** 1, 3x, last 9/24/24 at TOR; **RUNS:** 2, 9/24/24 at TOR; **WALKS:** 2, 9/27/24 vs. TB; **HOME RUNS:** N/A; **SCORELESS INNINGS STREAK:** 3.2, 9/14-23/24; **EJECTIONS (0)**

Major League Firsts

APPEARANCE: 9/14/24 at NYY (1.0 IP, entered to start the 8th inning); **STRIKEOUT:** 9/14/24 at NYY (Austin Wells, swinging); **WIN:** N/A; **SAVE:** N/A

93 LUIS PERALES

RHP



Bats: Right • **Throws:** Right • **Height:** 6-1 • **Weight:** 195

Opening Day Age: 21 • **MLB Service:** None

Born: 4/14/2003 in Guacara, Carabobo, VZ

Acquired: Signed as an international free agent on 7/2/2019

Contract Status: Signed through 2025

Career Highlights

- Is in his 5th professional season.
- Added to the Sox' 40-man roster on 11/14/23.
- Missed a majority of the 2024 season recovering from Tommy John surgery performed on 6/27/24 by Dr. Jeffrey Dugas at the Andrews Sports Medicine & Orthopedics Center in Birmingham, AL.
- In 2024, made 9 starts for High-A Greenville (7 GS) and Double-A Portland (2 GS), going 2-2 with a 2.94 ERA, 1.31 WHIP, .250 opponent AVG, and only 1 HR allowed (33.2 IP, 11 ER, 32 H, 56 SO, 12 BB).
- Ranked by *Baseball America* as the Red Sox' No. 5 prospect and top pitching prospect, as well as having the system's best fastball...Also ranked by *BA* as a top Sox prospect (No. 17) and as having the minor league system's best fastball entering 2023.
- Averaged 14.97 SO/9.0 IP in 2024, the 15th-highest mark in the minors and the highest in the BOS system (min. 30.0 IP).
- Has averaged at least 10.00 SO/9.0 IP for each minor league team he has played for (12.52 career).
- Was the youngest Red Sox player invited to Major League Spring Training camp in 2024 (20 years old).
- Has been named his league's Pitcher of the Week twice: Florida Complex League (7/11-17/22) and Carolina League (6/12-18/23)...Was also tabbed FCL Pitcher of the Month for July 2022.

2024 Timeline

- Began the season with Greenville...Allowed 5 ER on 10 hits over 5.0 IP in his first 2 starts, before posting a 2.11 ERA with 39 SO and 8 BB in his remaining 5 starts for the Drive (21.1 IP, 5 ER, 18 H).
- In his final outing with Greenville on 5/21 at Greensboro, allowed only 1 hit in 5.0 scoreless innings while matching a career high with 12 SO.
- Was promoted to Portland on 5/26 and made 2 starts with the club...On 6/2 at Altoona, allowed 0 ER in 5.0 IP (2 H, 1 BB, 7 SO).
- Went from unranked to No. 57 in *Baseball America's* Top 100 Prospects update on 6/5 (see box above).
- Removed from his start on 6/8 vs. Akron after 2.1 IP due to a right arm injury.
- Placed on the 7-Day Injured List on 6/9.
- On 6/27, underwent Tommy John surgery, performed by Dr. Jeffrey Dugas at the Andrews Sports Medicine & Orthopedics Center in Birmingham, AL.

Personal

- Full name is Luis Alexis Peralés.
- Participated in the Red Sox Rookie Development Program in January 2024...The program included an RBI clinic with the Red Sox Foundation and a visit to Boston Children's Hospital.
- Attended Red Sox Winter Weekend in January 2024, signing autographs and posing for pictures with fans.

NATIONAL RECOGNITION

In *Baseball America's* Top 100 Prospects update on 6/5/24, Peralés rose from unranked to No. 57. The publication wrote, "The introduction of a cutter to Peralés' arsenal has seen the right-hander take off in 2024. Peralés has possessed one of the best combinations of velocity and vertical break on his fastball in the minor leagues for years. With the newfound secondary and improved strike-throwing, Peralés is flashing mid-rotation upside."

Luis Peralés's Career Record

YEAR	CLUB	W-L	ERA	G	GS	SV	IP	H	R	ER	HR	HB	BB	SO	SO/9	WHIP	AVG
2021	DSL Red Sox (R)	0-0	4.50	1	1	0	2.0	1	1	1	0	0	1	3	13.50	1.00	.143
2022	FCL Red Sox (R)	0-1	1.08	9	7	0	25.0	10	4	3	0	1	9	34	12.24	0.76	.120
	Salem (A)	0-1	3.38	4	4	0	10.2	10	7	4	1	1	11	16	13.50	1.97	.250
2023	Salem (A)	4-4	3.21	13	13	0	53.1	38	22	19	2	1	28	71	11.98	1.24	.197
	Greenville (A+)	0-3	4.95	8	8	0	36.1	39	24	20	8	1	22	44	10.90	1.68	.275
2024	Greenville (A+)	1-2	3.42	7	7	0	26.1	28	14	10	1	2	10	46	15.72	1.44	.269
	Portland (AA)	1-0	1.23	2	2	0	7.1	4	3	1	0	1	2	10	12.27	0.82	.167
Minor League Totals		6-11	3.24	44	42	0	161.0	130	75	58	12	7	83	224	12.52	1.32	.219

TRANSACTIONS: Signed by the Boston Red Sox as an international free agent, 7/2/2019 (signed by Lenin Rodriguez and Rolando Pino)

68 QUINN PRIESTER

RHP

Bats: Right • **Throws:** Right • **Height:** 6-3 • **Weight:** 220

Opening Day Age: 24 • **MLB Service:** 134 days

Born: 9/16/2000 in Glendale Heights, IL

Acquired: From the Pittsburgh Pirates in exchange for minor league INF/OF Nick Yorke on 7/29/2024

Contract Status: Signed through 2025



Career Highlights

- Is in his 7th professional season, his 1st full year in the Red Sox organization.
- Was added to PIT's 40-man roster on 7/17/23 and traded to BOS on 7/29/24 in exchange for minor league INF/OF Nick Yorke.
- Selected by PIT in the 1st round (No. 18 overall) of the 2019 First-Year Player Draft.
- Made his Red Sox debut in the team's final game of 2024 and earned the win (see box on right).
- Made his Major League debut with PIT in 2023, pitching in 10 games (8 starts), then pitched in another 10 games (6 starts) in 2024 before being traded to Boston.
- Has gone 26-16 with a 3.60 ERA (162 ER/404.2 IP) in 86 career minor league games (83 starts).
- Entered 2024 ranked by *Baseball America* as the Pirates' No. 8 prospect...Had been ranked as highly as No. 4 and baseball's No. 58 overall prospect in 2021.
- Named an International League All-Star in 2023 and Triple-A Indianapolis' Pitcher of the Year.
- Was rated by *Baseball America* as having the best curveball in the Pirates' organization in 2021 and 2023.
- Named Pirates Minor League Pitcher of the Year in 2022 and an MiLB.com Pirates Organizational All-Star.
- Was selected to the SiriusXM All-Star Futures game in 2021.
- Earned High-A East League's Pitcher of the Year Award in 2021 and was named an East League All-Star.

PRIESTER'S STATS FOLLOWING HIS TRADE TO THE RED SOX

Stat	Aug.	Sept.
Starts	5	5
Innings	20.0	23.1
ERA	8.10	2.31
WHIP	1.50	0.99
AVG	.284	.202
SO/BB	18/7	26/6
HR	3	1

(Combined stats between Triple-A and MLB)

LAST BUT NOT LEAST

Priester made his Red Sox debut in the team's final game of the season on 9/29 vs. TB. He started and earned the win (5.0 IP, R, 4 H, BB, 2 SO, HB). He became the first Red Sox pitcher to earn a win in their team debut since Nick Pivetta did so on 9/22/20 vs. BAL, and the first ever to do so in Game 162. The only other pitcher in franchise history to make their club debut and win in the team's final game of the season was Jake Volz in 1901 (Game 138 on 9/28 vs. MIL-G2).

2024 Highlights

- Split the season between the Red Sox and Pirates organizations...Appeared in 11 MLB games (7 starts) and 16 Triple-A games (all starts).
- In the Majors, went 3-6 with a 4.71 ERA (26 ER/49.2 IP), 33 SO, and 14 BB...Threw 6.0+ innings 4 times.
- Ranked in MLB's 95th percentile in barrel rate (4.1%) and ground-ball rate (56.7%), as well as the 70th percentile or higher in chase rate (72nd, 30.7%) and walk rate (77th, 6.3%).
- In Triple-A, posted a 4.38 ERA (35 ER/72.0 IP), 1.17 WHIP, .239 opponent AVG, 78 SO, 19 BB, and 6 HR.
- In September between Worcester (4 GS) and BOS (1 GS), recorded a 2.31 ERA, 0.99 WHIP, and .202 opponent AVG (see table on right).

2024 Timeline

- Spring Training: 5 G (3 GS), 5.87 ERA (10 ER/15.1 IP), 13 SO, 3 BB, 14 H, 2 HR.
- Began the season with Indianapolis, earning the team's first win on 3/31 at Louisville (5.2 IP, H, R, BB, 9 SO).
- Was recalled on 4/19 and made his season debut that night vs. BOS...Allowed 5 runs (4 ER) and a season-high 3 HR over 4.1 IP (7 H, BB, 2 SO).
- Recorded back-to-back quality starts in his next 2 outings on 4/26 at SF and 5/1 at OAK...Held SF scoreless with just 3 hits allowed (6.0 IP, BB, 6 SO).
- Was optioned to Indianapolis on 5/15.
- On 5/26 at Iowa, tossed 7.0 scoreless innings with just 1 hit allowed (2 BB, 3 SO, HB).

Quinn
Priester

Quinn Priester, Continued

- Was recalled on 6/2 and made the start that day at TOR (4.2 IP, 4 R).
- Was placed on the 15-Day Injured List on 6/6 (retro to 6/3) with a right lat muscle injury.
- Made 2 rehab starts with Indianapolis (9.0 IP, 3 R, 8 H, 7 SO, 0 BB).
- Was reinstated from the IL on 7/9 and appeared that night at MIL...Struck out a career-high 8 batters over 6.0 innings of relief and earned the win (5 H, 2 R, 2 BB)...His next 3 outings with PIT also came in relief (7.0 IP, 6 R).
- Was traded to BOS on 7/29 in exchange for minor league INF/OF Nick Yorke and was optioned to Worcester.
- Posted an 8.10 ERA for Worcester in August (18 ER/20.0 IP) and a 2.45 ERA in September (5 ER/18.1 IP)...Recorded scoreless outings on 8/16 vs. Lehigh Valley (5.0 IP, 2 H) and on 9/4 at Rochester (6.0 IP, 4 H).
- Was recalled on 9/29 and made the start that day vs. TB, the Sox' final game of the season (5.0 IP, R, 4 H, BB, 2 SO, HB).

Personal

- Full name is Charles Quinn Priester.
- Graduated from Cary-Grove High School (IL).
- Was named Gatorade Illinois Player of the Year for 2018-19 after going 8-2 with a 1.00 ERA as a senior.
- Also played wide receiver and defensive back on the high school's football team that went 14-0 and won a Class 6A State Championship in 2018.
- Became the 1st Illinois HS player to be selected in the 1st round since Mike Foltyniewicz in 2010.

Priester's Career Record

YEAR	CLUB	W-L	ERA	G	GS	SV	IP	H	R	ER	HR	HB	BB	SO	SO/9	WHIP	AVG
2019	GCL Pirates (R)	1-1	3.03	8	7	0	32.2	29	15	11	1	4	10	37	10.19	1.19	.238
	West Virginia (A-)	0-0	4.50	1	1	0	4.0	3	3	2	0	1	4	4	9.00	1.75	.214
2020								Did Not Play									
2021	Greensboro (A+)	7-4	3.04	20	20	0	97.2	82	40	33	8	2	39	98	9.03	1.24	.225
2022	Bradenton (A)	0-0	0.00	1	1	0	3.0	0	0	0	0	1	0	1	3.00	0.00	.000
	Greensboro (A+)	0-0	16.88	1	1	0	2.2	6	5	5	1	0	1	3	10.13	2.63	.429
2023	Altoona (AA)	4-4	2.87	15	15	0	75.1	68	30	24	4	6	22	75	8.96	1.19	.241
	Indianapolis (AAA)	1-1	3.86	2	2	0	9.1	5	4	4	1	1	7	10	9.64	1.29	.156
	Indianapolis (AAA)	9-4	4.00	22	20	0	108.0	97	52	48	6	5	47	116	9.67	1.33	.240
	PITTSBURGH	3-3	7.74	10	8	0	50.0	58	43	43	12	3	27	36	6.48	1.70	.290
2024	Indianapolis (AAA)	3-1	3.21	7	7	0	33.2	29	12	12	2	1	7	36	9.62	1.07	.232
	Worcester (AAA)	1-1	5.40	9	9	0	38.1	36	25	23	4	1	12	42	9.86	1.25	.245
	PITTSBURGH	2-6	5.04	10	6	0	44.2	52	29	25	7	2	13	31	6.25	1.46	.283
	BOSTON	1-0	1.80	1	1	0	5.0	4	1	1	0	1	1	2	3.60	1.00	.222
Major League Totals		6-9	6.23	21	15	0	99.2	114	73	69	19	6	41	69	6.23	1.56	.284
Minor League Totals		26-16	3.60	86	83	0	404.2	355	186	162	27	22	149	422	9.39	1.25	.234
Red Sox Totals		1-0	1.80	1	1	0	5.0	4	1	1	0	1	1	2	3.60	1.00	.222

TRANSACTIONS: Signed by the Pittsburgh Pirates as a 1st-round selection (18th overall) in the 2019 June Draft (signed by Anthony Wycklendt); Acquired by the Boston Red Sox in exchange for INF/OF Nick Yorke, 7/29/24; **INJURED LIST:** Right lat muscle injury, 6/6-7/9/24

Career Single-Game Highs

INNINGS: 6.0, 6x, last 4/26/24 at SF; **STRIKEOUTS:** 8, 7/9/24 at MIL; **HITS:** 10, 9/30/23 vs. MIA; **RUNS:** 7, 7/17/23 vs. CLE; **WALKS:** 6, 7/29/23 vs. PHI; **HOME RUNS:** 3, 4/19/24 vs. BOS; **SCORELESS INNINGS STREAK:** 7.0, 4/26-5/1/24; **EJECTIONS (0)**

Major League Firsts

APPEARANCE: 7/17/23 vs. CLE (5.1 IP, start); **STRIKEOUT:** 7/17/23 vs. CLE (Josh Bell, swinging); **WIN:** 7/24/23 at SD (5.1 IP); **SAVE:** N/A

3 CEDDANNE RAFAELA

INF/OF

Bats: Right • **Throws:** Right • **Height:** 5-9 • **Weight:** 170

Opening Day Age: 24 • **MLB Service:** 1 year, 35 days

Born: 9/18/2000 in Willemstad, Curaçao

Acquired: Signed as an international free agent on 7/2/2017

Contract Status: Signed through 2031 (club option for 2032)



The Rundown

- 🔥 Made his 1st Opening Day roster in 2024 after making his Major League debut in 2023.
- 🔥 On 4/10/24, signed an 8-year contract extension with the Red Sox that spans the 2024-31 seasons, with a club option for 2032.
- 🔥 Added to the Red Sox' 40-man roster on 11/15/22.
- 🔥 Invited to Major League Spring Training camp in 2023 and 2024...Was the youngest player on the Sox' 40-man roster entering camp in 2023 (22 years old).
- 🔥 Became the 2nd player born in Curaçao to play for the Red Sox (also Kenley Jansen) and the 17th to play in MLB.
- 🔥 Named 2024 Red Sox Defensive Player of the Year by the BBWAA Boston chapter.
- 🔥 Played in 152 of Boston's 162 games in 2024, 7th-most by a rookie in Red Sox history (see box below).
- 🔥 Became the 1st player since 1900 to play 60+ games in CF and 60+ games at SS...Made 72 starts in CF, 71 at SS, and 4 at 2B...Also played 7.0 innings at 3B and 3.0 in RF.
- 🔥 In 2024, ranked T-3rd in MLB with 12 defensive runs saved in CF.
- 🔥 Led 2024 AL rookies in RBI (75) and tied for the AL rookie lead in hits (134)...Also ranked 5th among AL rookies in Baseball-Reference WAR (see box on right).
- 🔥 The Sox have won each of his last 15 games with a HR, dating back to 2023.

MOST GAMES PLAYED IN ROOKIE SEASON, RED SOX HISTORY

Rk.	Player (Season)	Games
1.	George Scott (1966)	162
T2.	Chuck Schilling (1961)	158
T2.	Reggie Smith (1967)	158
4.	Tom Oliver (1930)	154
T5.	Nomar Garciaparra (1997)	153
T5.	Frank Malzone (1957)	153
7.	Cedanne Rafaela (2024)	152

MOST DEFENSIVE RUNS SAVED IN CF, 2024

Rk.	Player	DRS	Innings
1.	Jarren Duran	17	810.1
2.	Daulton Varsho	16	672.0
T3.	Cedanne Rafaela	12	631.1
	Jose Siri	12	1,048.2
	Michael A. Taylor	12	724.2
	Jacob Young	12	1,251.2

ONE OF A KIND

In 2024, Rafaela made 72 starts in CF, 71 at SS, and 4 at 2B. According to the Elias Sports Bureau, he is the only player since 1900 to play at least 60 games at SS and 60 games in CF in a single season.

RAFAELA'S 2024 RANKINGS AMONG ROOKIES

Stat	AL	MLB
152 games	2nd	T-3rd
134 hits	T-1st	T-4th
75 RBI	1st	3rd
70 runs	3rd	8th
23 doubles	4th	T-10th
15 HR	T-3rd	T-6th
43 XBH	4th	8th

BASEBALL-REFERENCE WAR LEADERS, AL ROOKIES IN 2024

Rk.	Player (Team)	bWAR
1.	Wyatt Langford (TEX)	3.9
2.	Wilyer Abreu (BOS)	3.5
T3.	Colton Cowser (BAL)	3.1
T3.	Luis Gil (NYY)	3.1
5.	Cedanne Rafaela (BOS)	2.8
6.	David Hamilton (BOS)	2.6

RED SOX ALL-TIME SINGLE-SEASON RANKINGS AS NO. 9 BATTER

Rk.	Player (Season)	RBI
T1.	Cedanne Rafaela (2024)	61
T1.	Jason Varitek (2003)	61

Rk.	Player (Season)	HR
1.	Jason Varitek (2003)	16
2.	Trot Nixon (1999)	15
3.	Cedanne Rafaela (2024)	13

Rk.	Player (Season)	XBH
1.	Trot Nixon (1999)	40
2.	Jason Varitek (2003)	37
3.	Cedanne Rafaela (2024)	36

Cedanne Rafaela

Ceddanne Rafaela, Continued

Minor League Career Highlights

- Ranked by *Baseball America* as a top 100 prospect entering 2023 (No. 71) and 2024 (No. 94).
- Was ranked by *Baseball America* as a top 30 Red Sox prospect entering 2020 (No. 24), 2021 (No. 29), and 2022 (No. 22) before climbing to No. 4 in the 2022 mid-season rankings update...Entered 2023 as the club's No. 3 prospect and began 2024 at No. 4.
- Rated by *Baseball America* as the Red Sox minor league system's best defensive outfielder.
- Has been recognized by the Red Sox as the organization's Minor League Defensive Player of the Year (2021, '22) and Minor League Base Runner of the Year (2023).
- In 2022, named Red Sox Minor League Player of the Year by *Baseball America* and the Boston Baseball Writers.
- Named to the 2022 SiriusXM All-Star Futures Game.
- In the minors, has made 226 starts in CF, 75 at 3B, 71 at SS, 22 at 2B, 9 in LF, and 1 in RF (see career defensive highlights in box on right).
- Became the 1st WooSox player to homer in 5 straight games, from 8/1-5/2023.
- Set a Double-A Portland franchise record with 6 stolen bases on 5/13/23 vs. Somerset.
- Was the only minor leaguer in 2022 with 30+ 2B, 10+ 3B, and 20+ HR.
- Began the 2022 season with High-A Greenville, where he homered in each of his first 2 games and hit 6 HR in his first 11 games...Earned South Atlantic League Player of the Week honors for 4/11-17.
- Tabbed Red Sox Minor League Base Stealer of the Month for May 2021 and Minor League Hitter of the Month for April 2022.
- In 2021, led Red Sox minor leaguers in triples (9) and stolen bases (23)...Led Low-A East in triples.
- In 2019, led the GCL Red Sox in HR (6), triples (tied, 4), hits (tied, 38), runs (30), games (tied, 41), and total bases (tied, 65).
- Named a Dominican Summer League Mid-Season All-Star in 2018...Led the DSL Red Sox1 in HR (3), RBI (28), and stolen bases (19).
- Played 19 games for Caguas in the Puerto Rican Winter League following the 2022 season.

UP THE MIDDLE

On 9/12/23 vs. NYY, Rafaela started Game 1 of a doubleheader at SS and then started Game 2 in CF. According to Elias, the only other Red Sox player ever to start both games of a doubleheader—one at SS and the other in CF—is Felix Mantilla on 8/9/1964 at CWS.

In Game 2 of the doubleheader on 9/12, Rafaela led off the bottom of the 1st inning with a HR. Prior to him, the most recent Red Sox to hit a leadoff homer at the age of 22 or younger were Mookie Betts (2014-15), Ellis Burks (1987), and Reggie Smith (1967).

HIGHEST BATTING AVERAGE WITH THE BASES LOADED, 2024 (MIN. 15 PA)

Rk.	Player	AVG
1.	Jackson Chourio	.583
T2.	Ceddanne Rafaela	.500
T2.	Bryan Reynolds	.500

MOST HITS WITH THE BASES LOADED, 2024

Rk.	Player	Hits
1.	Bryan Reynolds	9
T2.	Ceddanne Rafaela	8
T2.	Eugenio Suárez	8

DUCKS ON THE POND

- With the bases loaded in 2024, Rafaela batted .500 with a 1.217 OPS and 17 RBI (8-for-16, 3 2B, HBP).
- In his first 6 bases-loaded PA of the season, through 5/12, he went 4-for-6 with 2 doubles and 8 RBI.
 - He reached safely in 5 of his 7 PA with the bases loaded and less than 2 outs (4-for-6, 2 2B, 9 RBI, HBP).

HAVE A DAY, KID

- Rafaela went 4-for-4 with 3 runs scored, 2 doubles, a HR, 7 RBI, a sac fly, and a stolen base on 4/27/24 vs. CHC, at just 23 years, 222 days old.
- He became the only player since at least 1901 to record 4+ hits, 7+ RBI, and a stolen base in a game at the age of 23 or younger.
 - He was the 4th Red Sox player to record 7+ RBI in a game at that age or younger, joining Fred Lynn (1975), Ellis Burks (1987), and Jim Tabor (1939).
 - He joined Trevor Story (5/19/22 vs. SEA) as the only Red Sox players to record 7 RBI, 3 XBH, and a stolen base in a single game.
 - He became 1 of 10 players in MLB history to record 4+ hits, 7+ RBI, 3+ XBH, and a stolen base in a single game, the 1st to do so since Story in 2022.
 - He joined Ozzie Albies (6/30/21 vs. NYM) as the only players born in Curaçao to record 7+ RBI in a game.

MOST RECENT MINOR LEAGUERS WITH 30+ 2B, 10+ 3B, AND 20+ HR IN A SEASON

Player (Org.)	Year	2B	3B	HR
Ceddanne Rafaela (BOS)	2022	32	10	21
Luis Robert (CWS)	2019	31	11	32
Trevor Story (COL)	2015	40	10	20
Brandon Belt (SF)	2010	43	10	23

2024 Highlights

- Named Red Sox Defensive Player of the Year by the BBWAA Boston chapter.
- Played in 152 of Boston's 162 games, 7th-most by a rookie in Red Sox history (see box below).
- Became the 1st player since 1900 to play 60+ games in CF and 60+ games at SS...Made 72 starts in CF, 71 at SS, and 4 at 2B...Also played 7.0 innings at 3B and 3.0 in RF.
- Ranked T-3rd in MLB with 12 defensive runs saved in CF.
- Led AL rookies in RBI (75) and tied for the AL rookie lead in hits (134)...Also ranked 5th among AL rookies in Baseball-Reference WAR (see box on right).
- Led MLB from the No. 9 spot in the lineup in hits (104), HR (13), XBH (36), and RBI (61).
- In 17 PA with the bases loaded, batted .500 with a 1.217 OPS and 17 RBI (8-for-16, 3 2B, HBP)...Of the 61 players with 15+ PA with the bases loaded, ranked T-2nd in AVG.
- Boston went 14-0 in games that he hit a HR.

CONNECT FOUR

Rafaela reached base safely at least 3 times in 4 consecutive games from 6/15-18, going 11-for-15 (.733 AVG) with a 1.817 OPS.

- He became the 1st player in Red Sox history to reach base 3+ times in 4 consecutive games, all while batting 9th in the lineup.

Game	Stats
6/15 vs. NYY	3-for-4, R, 2B
6/16 vs. NYY	3-for-4, R, 2 RBI, SB
6/17 at TOR	2-for-3, 2 R, HR, RBI, BB
6/18 at TOR	3-for-4, 2B, RBI, SB
Totals:	11-for-15, 2 2B, HR, 4 R, 4 RBI, 2 SB

EXTRA POWER

Rafaela was 1 of 3 players in 2024 to hit multiple go-ahead HR in extra innings (also Tyler O'Neill and Mark Vientos).

- He joined Joe Fry (2 in 1966) as the only Sox rookies in the Expansion Era (since 1961) with multiple go-ahead HR in extra innings in a season (source: Elias).

RAFAELA'S EXTRA-INNING, GO-AHEAD HR

Game	Situation	HR
7/5 at NYY	tied 3-3, 10th inn.	2-run
8/30 at DET	tied 4-4, 10th inn.	2-run

2024 Timeline

- Spring Training: 23 G, .270 AVG (17-for-63), .827 OPS, 3 HR, 10 RBI.
- Tripled, drove in a run and scored on Opening Day (3/28 at SEA)...Became only the 4th Red Sox aged 23 or younger to triple on Opening Day, youngest since George Scott on 4/12/66 (22 years old).
- Joined Mookie Betts as the only players in the last 50 years to start each of the Red Sox' first 3 games of a season in CF at age 23 or younger.
- On 4/1 at OAK, became the 1st Red Sox player to record 2 sac flies in a game since David Ortiz on 8/15/15 at SEA.
- Tripled for the 2nd time on 4/7 at LAA...Became the 7th Red Sox aged 23 or younger to triple twice within the team's first 10 games, 1st since Jim Rice in 1976.
- Went 4-for-4 with 3 runs scored, 2 doubles, a HR, 7 RBI, and a stolen base on 4/27 vs. CHC (see box on right).
- Played in each of the Sox' first 44 games (41 starts)...Prior to Rafaela, the most recent Red Sox to do so at age 23 or younger were Rafael Devers in 2019 (50 games) and Mookie Betts in 2016 (94 games).
- Went 2-for-4 with 2 HR and 5 RBI on 5/31 vs. DET, his 1st career multi-HR game.
- On 6/6 at CWS, went 4-for-6 with a run and 4 RBI.
- Became just the 2nd player since at least 1900 to start at least 20 games each at SS and in CF withing a team's first 60 games, joining Chris Taylor with LAD in 2018 (source: Elias).
- Recorded multiple hits in 6 of his 7 games from 6/12-18, batting .615 with a 1.489 OPS during that stretch (16-for-26, 6 R, 3 2B, HR, 4 RBI, 2 BB, 2 SB)...Within that span, reached safely at least 3 times in 4 consecutive games from 6/15-18 (see box on right).
- Hit .304 in 25 June games (28-for-92, 4 2B, HR, 11 R).
- On 7/5 at NYY, hit a 2-run HR in the 10th inning to give the Red Sox a 5-3 lead.
- Became the 1st Red Sox rookie ever with at least 50 RBI and 10 SB before the All-Star break.
- Hit safely in 20 of his first 23 games following the All-Star break, from 7/19-8/13...Batted .337 with an .801 OPS in that span (29-for-86, 2 HR, 6 RBI, 4 BB, 4 HBP, 6 SB).
- Recorded a career-long 9-game hitting streak from 7/24-8/3, batting .371 with a .543 SLG over the stretch (13-for-35, 7 R, 2 HR, 4 RBI, 3 SB).
- Scored a run in a career-high 5 consecutive games from 8/9-13.
- Drew a career-high 2 walks on 8/0 vs. HOU, after drawing only 3 in his previous 40 games from 6/18-8/7.
- On 8/30 at DET, hit a go-ahead 2-run HR in the 10th inning of Boston's 7-5 win (see box on right).
- Stole a career-high 2 bases on 9/15 at NYY.

CEDDANNE RAFAELA'S SEASON BREAKDOWN

3/28-4/26

27 games
.156/.196/.267/.463
10 RBI

4/27-8/22

98 games
.289/.318/.444/.763
51 RBI

8/23-9/29

27 games
.170/.179/.298/.477
14 RBI

Ceddanne Rafaela, Continued

Personal

- Full name is Ceddanne Chipper Nicasio Marte Rafaela... His mother, Rechilena, was a big fan of Chipper Jones.
- First name is pronounced "say-DAH-n."
- Participated in the Red Sox Rookie Development Program in January 2023...The program included 2 workouts daily, seminars focused on assimilation into Major League life on and off the field, an RBI clinic with the Red Sox Foundation, and a visit to Boston Children's Hospital.
- Played in the 2012 Little League World Series for Curaçao.

In the Community

- Participated in the Red Sox Rookie Development Program in January 2023...The program included 2 workouts daily, seminars focused on assimilation into Major League life on and off the field, an RBI clinic with the Red Sox Foundation, and a visit to Boston Children's Hospital.
- Attended Red Sox Fenway Fest in January 2025, signing autographs and posing for pictures with fans.

IN HIS DEFENSE

Alex Speier of *The Boston Globe* wrote in September 2022, "A scout for a rival American League team said that his organization already pegged Rafaela as a near-elite outfielder whose skills rival that of all but a few big leaguers. A National League executive said that his organization, based on a combination of statistical data and in-person evaluations, graded Rafaela as **'literally off of our scale'** in terms of defensive impact."

- Rated by *Baseball America* as the best defensive outfielder in the Sox system in 2021, '22, '23, and '24.
- Twice honored as the Sox' Minor League Defensive Player of the Year (2021, '22).
- 2-time Red Sox Minor League Defensive Player of the Month (July 2018, July 2021).
- Named Double-A Portland's 2022 Defensive Player of the Year.
- Made a home run-robbing catch while playing CF on 7/8/22 at Binghamton, which was nominated for MiLB Play of the Month for July.
- Won Double-A Portland's Play of the Week on 8/2/22 for his sliding, over-the-shoulder catch while playing SS on 7/29 at Hartford.

Ceddanne Rafaela's Career Record

YEAR	CLUB	AVG	G	AB	R	H	2B	3B	HR	RBI	SH	HB	BB	SO	SB	CS	OBP	SLG	OPS
2018	DSL Red Sox1 (R)	.271	54	203	31	55	9	2	3	28	1	4	14	39	19	7	.326	.379	.705
2019	GCL Red Sox (R)	.248	41	153	30	38	1	4	6	17	3	5	14	28	9	2	.329	.425	.754
	Lowell (A-)	.182	3	11	0	2	0	0	0	1	0	0	0	3	0	0	.167	.182	.349
2020																			
	Did Not Play																		
2021	Salem (A)	.251	102	394	73	99	20	9	10	53	2	7	25	79	23	3	.305	.424	.729
2022	Greenville (A+)	.330	45	197	37	65	17	4	9	36	0	2	10	51	14	2	.368	.594	.962
	Portland (AA)	.278	71	284	45	79	15	6	12	50	1	6	16	62	14	5	.324	.500	.824
2023	Portland (AA)	.294	60	245	40	72	18	0	6	37	1	2	14	55	30	8	.332	.441	.773
	Worcester (AAA)	.312	48	199	40	62	13	3	14	42	0	7	12	48	6	5	.370	.618	.988
	BOSTON	.241	28	83	11	20	6	0	2	5	0	1	4	28	3	1	.281	.386	.667
2024	BOSTON	.246	152	544	70	134	23	5	15	75	2	7	15	151	19	10	.274	.390	.664
	Major League Totals	.246	180	627	81	154	29	5	17	80	2	8	19	179	22	11	.275	.389	.664
	Minor League Totals	.280	424	1686	296	472	93	28	60	264	8	33	105	365	115	32	.331	.475	.806

TRANSACTIONS: Signed by the Boston Red Sox as an international free agent, 7/2/2017 (signed by Dennis Neuman, Rolando Pino, and Todd Claus);

INJURED LIST: None

Career Fielding Record

POS	PCT.	G	GS	PO	A	E	TC	DP
2B	1.000	14	5	5	18	0	23	4
SS	.966	87	76	119	165	10	294	38
3B	1.000	4	0	0	1	0	1	0
OF	.986	107	83	203	5	3	211	2

Career Single-Game Highs

HITS: 4, 2x, last 6/6/24 at CWS; **DOUBLES:** 2, 2x, last 8/21/24 at HOU; **HOME RUNS:** 2, 5/31/24 vs. DET; **RBI:** 7, 4/27/24 vs. CHC; **RUNS SCORED:** 3, 4/27/24 vs. CHC; **WALKS:** 2, 8/9/24 vs. HOU; **STRIKEOUTS:** 3, 7x, last 9/7/24 vs. CWS; **STOLEN BASES:** 2, 9/15/24 at NYY; **HITTING STREAK:** 9, 7/24-8/3/2024; **EJECTIONS (0)**

Home Run Notes

MULTI-HOME RUN GAMES (1); 2-HOME RUN GAMES (1): 5/31/24 vs. DET; **LEADOFF (1):** 9/12/23 vs. NYY-G2 off Carlos Rodón; **GRAND SLAMS (0); PINCH-HIT (0); EXTRA-INNING (2):** 7/5/24 at NYY off Tommy Kahnle (10th); 8/30/24 at DET off Shelby Miller (10th); **GAME-ENDING (0); INSIDE-THE-PARK (0)**

Major League Firsts

GAME: 8/28/23 vs. HOU (entered in CF, 8th inning); **HIT:** 8/28/23 vs. HOU off José Urquidy (single, 8th inning); **HOME RUN:** 9/12/23 vs. NYY-G2 off Carlos Rodón (solo, 1st inning); **GAME-ENDING RBI:** N/A

30 ROB REFSNYDER OF

Bats: Right • **Throws:** Right • **Height:** 6-0 • **Weight:** 215

Opening Day Age: 34 • **MLB Service:** 6 years, 48 days

Born: 3/26/1991 in Seoul, South Korea

Acquired: Signed as a free agent on 11/10/2022

Contract Status: Signed through 2025



The Rundown

- Is in his 4th season in the Red Sox organization.
- On 6/3/23, agreed to a 1-year contract extension through the 2024 season, with a club option for 2025.
- Has played in 471 games for NYY (2015-17), TOR (2017), TB (2018), TEX (2020), MIN (2021), and BOS (2022-24)...Also spent time in the CIN (2019) and ARI (2019) organizations.
- Made Opening Day rosters in 2018 (TB), 2020 (TEX), and 2023 (BOS)...Has attended 6 Major League Spring Training camps as a 40-man roster player (2015-18, '24) and 4 as a non-roster invitee (2019-22).
- In 2024, set career highs in games played (93), hits (77), HR (11), runs scored (32), RBI (40), and total bases (128).
- Has hit above .300 against LHP in each of the last 4 years (see table on right).
- From 2023-24, entered the game as a pinch-hitter 60 times, 3rd most in MLB (see box on right)...Owns a .367 OBP as a pinch hitter during that span.
- During his ML career, has made 109 starts in LF, 65 in RF, 40 in CF, 29 at 2B, 28 as the DH, and 27 at 1B...Has also played 1 game at 3B (1.0 inning on 7/1/16 at SD).

Additional Career Highlights

- Selected by NYY in the 5th round of the 2012 June Draft.
- Has played in 1 Postseason game...Started at 2B in the 2015 AL Wild Card Game vs. HOU at Yankee Stadium.
- Earned the 2022 Heart and Hustle Award from the Boston Baseball Writers.
- Reached base safely in each of his first 15 games with the Red Sox...Prior to him, the most recent players to reach base safely in at least their first 15 games with the Sox were Kevin Millar and Todd Walker in 2003 (both 16).
- On 6/12/22 at SEA, made a catch in RF to rob Ty France of extra bases in the 8th inning...The play had a catch probability of 20% and preserved the Sox' 1-0 win.
- In the Sox' 9-8 win on 9/1/22 vs. TEX, singled in the 7th inning, walked in the 8th, and hit a walk-off RBI single in the 9th, his 1st career walk-off...Capped a 5-run comeback.

Minor League Career Highlights

- Recognized by the Red Sox as the organization's Minor League Hitter of the Month for May 2022.
- Ranked by *Baseball America* as one of the Yankees' top prospects in 2014 (No. 29), 2015 (No. 7), and 2016 (No. 8).
- Named an MiLB.com Organization All-Star with the Yankees in 3 consecutive seasons (2013-15).
- Named Double-A Eastern League Player of the Week for 5/26-6/1/14 and Triple-A International League Player of the Week for 5/11-17/15.

BACK WHERE IT ALL BEGAN

Rob made his MLB debut at Fenway Park with the Yankees on 7/11/15, starting at 2nd base. The next day in Boston, he collected his 1st career hit (7th-inning single) and his 1st HR, a 2-run shot that gave the Yankees an 8-4 lead in the 9th inning.

MOST MLB GAMES PLAYED BY PLAYERS BORN IN SOUTH KOREA

Player	Games	Years
Shin-Soo Choo	1,652	2005-20
Ha-Seong Kim	540	2021-24
Ji-Man Choi	525	2016-23
Chan Ho Park	479	1994-2010
Rob Refsnyder	471	2015-24

REFSNYDER VS. LHP, 2021-2024

Year	AVG	OBP	SLG	OPS
2021	.304	.391	.393	.784
2022	.359	.411	.594	1.005
2023	.308	.428	.400	.828
2024	.302	.393	.548	.941
Totals	.314	.407	.484	.891

HIGHEST OBP AGAINST LHP, 2021-2024 (MIN. 200 PA)

Rk.	Player	OBP
1.	Aaron Judge	.424
2.	William Contreras	.416
3.	Paul Goldschmidt	.413
4.	Rob Refsnyder	.408
5.	David Fry	.407
6.	Mike Trout	.399

MOST PLATE APPEARANCES AS A PINCH-HITTER, 2023-24

Rk.	Player	PA	OBP
T1.	Andy Ibáñez	65	.262
T1.	Austin Slater	65	.354
3.	Rob Refsnyder	60	.367

- Selected as a 2014 *Baseball America* Triple-A All-Star.
- In 2017-18, played 7 games for Gigantes del Cibao in the Dominican Winter League...Hit .370 (10-for-27).

Rob
Refsnyder

Rob Refsnyder, Continued

2024 Highlights

- Completed his 3rd season with the Red Sox.
- Set career highs in games played (93), hits (77), HR (11), runs scored (32), RBI (40), and total bases (128).
- Hit 11 HR in 93 games, after hitting 11 HR in 362 games over his previous 7 seasons.
- Made 31 starts in LF, 20 in RF, and 10 as the DH...Ranked in MLB's 84th percentile in arm strength (89.9 mph).
- Batted .302 with a .393 OBP/.548 SLG/.941 OPS vs. LHP (38-for-126, 7 2B, 8 HR, 23 BB), compared to a .267 AVG/.329 OBP/.404 SLG/.733 OPS vs. RHP (39-for-146, 9 2B, 3B, 3 HR, 12 BB).
- Ranked 2-9th in MLB with 28 pinch-hit PA (.393 OBP, 4-for-21, 6 BB, 1 HBP).
- Recorded a .302 AVG/.875 OPS on the road (45-for-149, 6 HR) and a .260 AVG/.776 OPS at home (32-for-123, 5 HR)...Each of his first 10 XBH came on the road.
- Batted .311 with a .921 OPS in 60 night games (56-for-180, 12 2B, 9 HR, 22 BB), compared to a .228 AVG/.649 OPS in 33 day games (21-for-92, 4 2B, 3B, 2 HR).
- In 31 games batting 3rd in the order, posted an .887 OPS (.309 AVG; 34-for-110, 9 2B, 3B, 4 HR, 10 BB).
- Reached base safely in 50 of his 61 starts (.841 OPS).

2024 Timeline

- Spring Training: 9 G, .300 AVG (6-for-20), .850 OPS, 1 HR, 7 RBI.
- Began the season on the Injured List with a left toe fracture...Was placed on the 10-Day IL on 3/28 (retroactive to 3/25).
- Played in 4 rehab games for Triple-A Worcester, going 4-for-12 with a double, HR, and a walk.
- Was activated from the IL prior to 4/18 vs. CLE...Made his season debut that game as a pinch hitter in the 7th inning (SO)...Made his 1st start on 4/19 at PIT, going 2-for-5 with a double and HR...Was his 1st HR since 4/13/23 at TB, snapping a 70-game, 185-AB homerless stretch.
- Reached base in 28 straight starts from 9/12/23-6/7/24, including each of his first 24 in 2024.
- Recorded an XBH in each of his first 5 starts (4 2B, 3B, HR)...Became the 7th Red Sox in franchise history to do so, 1st since JD Martinez in 2021.
- Reached base in 16 straight games from 4/19-5/12, 1 game shy of his career best...Went 15-for-44 with 9 BB and a HBP over the span (.341 AVG, .463 OBP, 1.031 OPS).
- Had a career-long, 10-game hitting streak from 5/27-6/7 (.366 AVG; 15-for-41, 5 2B, HR).
- Through 6/7, was batting .346 with a .940 OPS...In his next 28 games through 7/31, hit .230 with a .701 OPS.
- Recorded his 1st career multi-HR game on 8/3 at TEX (4-for-4, 2B, 2 HR, BB, SB)...Became just the 4th Red Sox all-time to record 3+ XBH (including 2 HR) and steal a base in the game, joining Trevor Story (2022), Reggie Smith (1969), and Carl Yastrzemski (1969)...Story and Refsnyder are the only 2 to do so while reaching base 5+ times.
- On 8/12 vs. TEX, hit a walk-off RBI single in the 10th inning, his 2nd career walk-off (also an RBI single on 9/1/22 vs. TEX).

ALL IN THE FAMILY

Rob was born in Seoul, South Korea, and adopted by Clint and Jane Refsnyder when he was 5 months old. His older sister, Elizabeth, also was adopted. Elizabeth played softball at Kenyon College (OH); Clint played basketball at Muhlenberg College (PA). Rob's wife, Monica, was an All-American swimmer at the University of Arizona and participated in the 2008 and 2012 United States Olympic Trials.

- On 9/9 vs. BAL, went 4-for-5 with a double, 2 HR, 5 RBI, and a walk, his 2nd multi-HR game of the season (also 8/3 at TEX)...Set a new career high in RBI and matched career highs in hits, XBH, and times on base.
- Both HR on 9/9 were part of back-to-back HR with Tyler O'Neill (3rd and 8th innings)...They became the 2nd pair of teammates in Red Sox history to hit back-to-back HR multiple times in a single game, joining Mo Vaughn and Tim Lincecum on 4/19/1994 (2nd and 6th innings)(source: Elias).
- Missed the last 9 games of the season due to a right forearm strain...Was placed on the IL on 9/20.

Personal

- Full name is Robert Daniel Refsnyder.
- Played 3 seasons at the University of Arizona (2010-12).
- Named Most Outstanding Player of the 2012 College World Series as the Wildcats defeated the University of South Carolina...Hit .476 (10-for-21) in Omaha and .352 with a team-high 8 HR and 66 RBI during the season.
- Recorded a .406 OBP for Wareham of the Cape Cod Baseball League in 2011.
- Won a Gold Medal in 2007 for the 16U USA National Team at the IBAF World Youth Championships in Venezuela.
- Graduated from Laguna Hills High School (CA)...Also played basketball and football...As a senior, was named his division's Offensive Player of the Year at quarterback.
- Was recruited to play quarterback by multiple Pac-10 Conference colleges.

In the Community

- In 2017, spent time in the Dominican Republic working with Striking Out Poverty through Food for the Hungry, a non-profit organization that offers access to clean water, medical aid, food and educational opportunities to children living in underserved areas.
- Elected by fans as the AL East Division finalist for the MLBPA's 2016 Marvin Miller Man of the Year Award, which recognizes a player's on-field performances and contributions to his community.
- Has partnered with Athlete Brand to design a t-shirt that benefits A Kid's Place, an organization that works to provide stability and care for children removed from their homes due to abuse, neglect, or abandonment.
- In 2016, with NYY teammates, visited Harlem Grown garden and joined a class of elementary school students in planting seeds and learning about healthy eating.

Rob Refsnyder's Career Record

YEAR	CLUB	AVG	G	AB	R	H	2B	3B	HR	RBI	SH	HB	BB	SO	SB	CS	OBP	SLG	OPS
2012	Charleston (A)	.241	46	162	22	39	8	0	4	22	0	3	16	25	11	1	.319	.364	.683
2013	Charleston (A)	.370	13	54	9	20	4	1	0	6	0	2	6	12	7	0	.452	.481	.933
	Tampa (A+)	.283	117	413	66	117	28	2	6	51	2	11	78	70	16	6	.408	.404	.812
2014	Trenton (AA)	.342	60	228	35	78	19	5	6	30	0	2	14	38	5	5	.385	.548	.933
	Scranton/WB (AAA)	.300	77	287	47	86	19	1	8	33	1	2	41	67	4	4	.389	.456	.845
2015	Scranton/WB (AAA)	.271	117	450	66	122	28	2	9	56	1	9	56	73	12	2	.359	.402	.761
	NEW YORK-AL	.302	16	43	3	13	3	0	2	5	0	0	3	7	2	0	.348	.512	.860
2016	Scranton/WB (AAA)	.316	54	209	25	66	10	1	2	20	0	1	17	30	6	0	.365	.402	.767
	NEW YORK-AL	.250	58	152	25	38	9	0	0	12	0	1	18	30	2	1	.328	.309	.637
2017	Scranton/WB (AAA)	.312	38	138	20	43	11	2	2	12	0	4	15	30	2	1	.390	.464	.854
	Buffalo (AAA)	.417	4	12	3	5	1	0	0	2	0	0	3	2	0	0	.533	.500	1.033
	NEW YORK-AL	.135	20	37	3	5	1	1	0	0	0	0	3	8	2	0	.200	.216	.416
	TORONTO	.196	32	51	5	10	1	0	0	0	0	1	5	9	2	1	.281	.216	.497
2018	Durham (AAA)	.283	51	184	31	52	10	0	4	15	0	4	18	46	0	0	.357	.402	.759
	TAMPA BAY	.167	40	84	10	14	3	0	2	5	0	0	18	26	0	2	.314	.274	.588
2019	AZL Reds (R)	.333	2	9	1	3	1	0	0	1	0	1	0	1	0	0	.400	.444	.844
	Reno (AAA)	.000	1	4	0	0	0	0	0	0	0	0	0	1	0	0	.000	.000	.000
	Louisville (AAA)	.315	85	298	42	94	21	2	10	45	0	1	31	86	0	2	.377	.500	.877
2020	TEXAS	.200	15	30	4	6	1	0	0	1	0	1	2	11	0	0	.265	.233	.498
2021	St. Paul (AAA)	.318	18	66	13	21	5	0	5	14	0	1	12	13	0	0	.425	.621	1.046
	MINNESOTA	.245	51	139	21	34	7	0	2	12	0	0	17	40	1	0	.325	.338	.663
2022	Portland (AA)	.750	2	4	4	3	1	0	2	3	0	0	3	0	0	0	.857	2.500	3.357
	Worcester (AAA)	.306	42	147	31	45	14	0	6	28	0	5	28	42	4	0	.429	.524	.953
	BOSTON	.307	57	153	25	47	11	0	6	21	0	6	15	46	1	1	.384	.497	.881
2023	BOSTON	.248	89	202	31	50	9	1	1	28	1	5	33	47	7	2	.365	.317	.682
2024	Worcester (AAA)	.333	4	12	3	4	1	0	1	1	0	0	1	5	0	0	.385	.667	1.052
	BOSTON	.283	93	272	32	77	16	1	11	40	0	5	28	78	2	2	.359	.471	.830
	Major League Totals	.253	471	1163	159	294	61	3	24	124	1	19	142	302	19	9	.341	.372	.713
	Minor League Totals	.298	731	2677	418	798	181	16	65	339	4	46	339	541	67	21	.383	.451	.834
	Red Sox Totals	.278	239	627	88	174	36	2	18	89	1	16	76	171	10	5	.367	.427	.794

Rob Refsnyder

TRANSACTIONS: Signed by the New York Yankees as a 5th-round selection in the 2012 June Draft; Acquired by the Toronto Blue Jays in exchange for 1B Ryan McMahon, 7/23/2017; Claimed off waivers by the Cleveland Indians, 11/20/2017; Acquired by the Tampa Bay Rays in exchange for cash considerations, 3/27/2018; Signed by the Arizona Diamondbacks as a minor league free agent, 11/26/2018; Acquired by the Cincinnati Reds in exchange for a player to be named later, 4/7/2019; Signed by the Texas Rangers as a minor league free agent, 12/5/2019; Signed by the Minnesota Twins as a minor league free agent, 11/23/2020; Signed by the Boston Red Sox as a minor league free agent, 12/1/2021; Signed by the Boston Red Sox as a free agent, 11/9/2022; **INJURED LIST:** Concussion, 6/1-7/2020; Left hamstring strain, 6/14-8/4/2020; Right elbow impingement, 9/18/2020 through end of season; Right knee sprain, 7/30-8/15/2022; Low back spasms, 10/3/2022 through end of season; Left toe fracture, 3/25-4/18/2024; Right forearm strain, 9/20/2024 through end of season

Wild Card Record

YEAR	CLUB	AVG	G	AB	R	H	2B	3B	HR	RBI	SH	HB	BB	SO	SB	CS	OBP	SLG	OPS
2015	NY Yankees vs. HOU	.000	1	3	0	0	0	0	0	0	0	0	0	0	0	0	.000	.000	.000

Career Fielding Record

POS	PCT.	G	GS	PO	A	E	TC	DP
1B	.986	36	27	207	5	3	215	15
2B	.957	43	29	41	93	6	140	17
3B	-	1	0	0	0	0	0	0
OF	.988	313	214	427	17	8	45	2

Career Single-Game Highs

HITS: 4, 4x, last 9/9/24 vs. BAL; **DOUBLES:** 3, 8/19/22 at BAL; **HOME RUNS:** 2, 2x, last 9/9/24 vs. BAL; **RBI:** 5, 9/9/24 vs. BAL; **RUNS SCORED:** 3, 2x, last 5/17/23 vs. SEA; **WALKS:** 2, 16x, last 7/3/24 at MIA; **STRIKEOUTS:** 4, 8/11/17 vs. PIT; **STOLEN BASES:** 1, 19x, last 8/3/24 at TEX; **HITTING STREAK:** 10, 5/27-6/7/24; **EJECTIONS (0)**

Home Run Notes

MULTI-HOME RUN GAMES (2); 2-HOME RUN GAMES (2); 8/3/24 at TEX; 9/9/24 vs. BAL; **LEADOFF (0); GRAND SLAMS (0); PINCH-HIT (0); EXTRA-INNING (0); GAME-ENDING (0); INSIDE-THE-PARK (0)**

Major League Firsts

GAME: 7/11/15 at BOS (started at 2B); **HIT:** 7/12/15 at BOS off Tommy Layne (single, 7th inning); **HOME RUN:** 7/12/15 at BOS off Alexi Ogando (2-run, 9th inning); **GAME-ENDING RBI:** 9/1/22 vs. TEX (RBI single off Jonathan Hernandez, 9th inning)

18 BLAKE SABOL



Bats: Left • **Throws:** Right • **Height:** 6-4 • **Weight:** 240

Opening Day Age: 27 • **MLB Service:** 1 year 23 days

Born: 1/7/1998 in Aliso Viejo, CA

Acquired: From the San Francisco Giants on 1/15/2025 in exchange for international bonus pool space

Contract Status: Signed through 2025

Career Highlights

Is in his 6th professional season, his 1st with the Red Sox...Was acquired from SF in exchange for international bonus pool space on 1/15/25.

Has played in 112 Major League games for the San Francisco Giants (2023-24), batting .243 (83-for-342) with a .313 OBP, 13 home runs, 45 RBI, and 29 walks.

Split the 2024 season between Triple-A Sacramento (97 games) and SF (11 games), batting .246 in Triple-A and .313 (10-for-32) at the Major League level.

2023 marked his 1st career Opening Day roster, with his MLB debut coming with a start in LF that Opening Day.

Was a Rule-5 pick of the Reds in December 2022 before being traded to the Giants hours later...Stayed on SF's active roster the entire 2023 season, 1 of 2 Giants position players to remain on the active roster the entire season (other: INF/OF LaMonte Wade Jr.).

In 2023, was the first Giant to hit home runs as a catcher and an outfielder in the same season since John Rabb in 1984.

Hit his first career walk-off home run in the 9th inning on 4/25/2023 vs. STL's Ryan Helsley...Sabol was the fifth Giants rookie to hit a walk-off home run in the Wild Card era.

Was acquired by SF from the Cincinnati Reds on 12/8/2022 in exchange for RHP Jake Wong and cash considerations.

Drafted by the Cleveland Indians in the 33rd round of the 2016 First Year Player Draft from Aliso Niguel HS (Aliso Viejo, CA), but he did not sign...Later selected by the Pittsburgh Pirates in the 7th round of the 2019 MLB June Amateur Draft from UCS (Los Angeles, CA).

Minor League Career Highlights

Has played in parts of four minor league seasons (2019, '21, '22, and '24), batting .272 (203-for-1,255) in 346 games with a .362 OBP, .454 SLG, and .816 OPS.

Split the 2024 season between Triple-A Sacramento (97 games) and SF (11 games), batting .246 in Triple-A and .313 (10-for-32) at the Major League level.

In 2022, appeared in 98 games for Double-A Altoona in the Pirates system...Sabol slashed .281/.347/.486 with 14 homers and 60 RBI...Was behind the plate for 58 of his 98 games with Altoona while also seeing some action in both left field and right field.

In 2021, logged a .957 OPS across 66 games between Single-A Bradenton and High-A Greensboro in the Pirates organization, his first full season in pro ball after no season in 2020.

SABOL'S 2024 DEFENSE (TRIPLE-A)

Position	Games	Starts	Innings
Catcher	62	58	522.1
First Base	21	20	172.2
Left Field	10	8	73.1
DH	7	7	0.0

2024 Highlights

Split the season between Triple-A Sacramento (97 games), Double-A Richmond (3 games), and the San Francisco Giants (11 games)...In 97 G for the River Cats, Sabol hit .246 with 14 doubles, 11 homers, 54 RBI and a .728 OPS.

In the field in 2024, spent the majority of the season behind the plate for Triple-A Sacramento (62 games and 58 starts)...Also made 21 appearances (20 starts) at 1B, 10 appearances (8 starts) in LF, and 7 starts as the DH.

Hit .313 (10-for-32) at the Major League level in 2024 with a .421 OBP, .375 SLG, and .796 OPS...Hit .321 (9-for-28) vs. right-handers and .250 (1-for-4) vs. lefties.

Defensively for SF, he made 5 appearances in LF (3 starts), 5 starts as the DH, 2 appearances as catcher (no starts), and 1 appearance at 1B.

Was designated for assignment on 6/11/25.

2024 Timeline

Began the season with Triple-A Sacramento, batting .243 (18-for-74) in 21 games with a .378 OBP before being recalled to the Majors on 5/4.

Played in 11 games for SF from 5/4-17, batting .313 with 2 doubles, 1 RBI, and 5 BB before being optioned to Double-A Richmond on May 21.

Recalled again to Triple-A Richmond on 5/28, and he was recalled again to the big league club on 7/30, though he did not make an appearance.

Optioned back to Sacramento on 8/1 and recalled again by SF on 9/1...Was optioned back to Triple-A for the final time on 9/3.

Personal

- Full name is Blake Joseph Sabol (pronounced SAY-bol).
- Attended Aliso Niguel High School (CA)...In 2015, was rated as the No. 64 player in the nation in his class and 7th-best catcher by Perfect Game.
- Attended USC and spent 3 years with the Trojans...As a junior, batted .268 with 8 doubles, 3 triples, 3 homers, and 22 RBI in 55 games.
- Married his college girlfriend, Sydney van Alphen, in November 2024.
- Has two brothers, Stefan and Jarrett...Stefan was drafted by the Mets in the 2012 draft out of Oregon and played 5 years in the minors, mainly as an outfielder... Jarrett is currently attending Aliso Niguel High School as a senior where he plays catcher and outfield...Jarrett is also committed to attend USC.

- Sabol's second cousin is former Trojan and Pittsburgh Steeler Troy Polamalu...Blake's mom used to babysit Troy.
- Sabol's father, Rob, played baseball at Long Beach State...Rob was an outfielder.
- Won a gold medal at the Pan Am Games in Colombia with Team USA's U15 squad in 2013...Also on that team were the White Sox' Andrew Vaughn and former first overall pick Mickey Moniak.
- Is of Samoan heritage...His mother, Carmelita, is "straight from island," Sabol says, by which he means Samoa, not American Samoa. (Father Rob is of Croatian descent)...As 50 percent Samoan, Sabol is considered an Afakasi, the term for part-European Samoans.

Blake Sabol's Career Record

YEAR	CLUB	AVG	G	AB	R	H	2B	3B	HR	RBI	SH	HBP	BB	SO	SB	CS	OBP	SLG	OPS
2019	West Virginia (A)	.245	57	208	26	51	8	4	2	22	0	1	34	61	5	4	.350	.351	.701
2020						Did Not Play													
2021	Bradenton (A)	.370	14	46	11	17	2	0	2	12	0	1	12	12	0	2	.508	.543	1.051
	Greensboro (A+)	.296	52	199	39	59	12	3	11	33	0	1	27	72	6	0	.380	.553	.933
2022	Altoona (AA)	.281	98	366	61	103	23	5	14	60	0	2	38	107	9	2	.347	.486	.833
	Indianapolis (AAA)	.296	25	81	13	24	3	1	5	15	0	2	17	22	1	0	.426	.543	.969
2023	SAN FRANCISCO	.235	110	310	36	73	10	0	13	44	2	6	24	117	4	2	.301	.394	.695
2024	Richmond (AA)	.200	3	10	3	2	1	0	1	4	0	1	0	3	0	0	.250	.600	.850
	Sacramento (AAA)	.246	97	345	50	85	14	1	11	54	3	3	48	98	11	1	.340	.388	.728
	SAN FRANCISCO	.313	11	32	3	10	2	0	0	1	0	1	5	9	0	0	.421	.375	.796
Major League Totals		.243	121	342	39	83	12	0	13	45	2	7	29	126	4	2	.313	.392	.705
Minor League Totals		.272	346	1255	203	341	63	14	46	200	3	11	176	375	32	9	.362	.454	.816

TRANSACTIONS: Selected by Cleveland in the 33rd round of the 2016 First-Year Player Draft, but did not sign; Signed by the Pittsburgh Pirates as a 7th-round selection in the 2019 First-Year Player Draft; Claimed off waivers by the Cincinnati Reds, 12/7/22; Acquired by the San Francisco Giants for a player to be named later (Jake Wong) and cash considerations, 12/8/22; Acquired by the Boston Red Sox in exchange for international bonus pool space, 1/15/25; **INJURED LIST:** None

Career Fielding Record

POS	PCT.	G	GS	PO	A	E	TC	DP	CCS	SB	CCS%	PB	PKO	INN
C	.983	63	53	437	20	8	465	1	7	48	12.7	6	0	458.1
LF	.978	43	32	44	1	1	46	0						

Career Single-Game Highs

HITS: 3, 3x, last 5/8/24 at COL; **DOUBLES:** 1, 12x, last 5/14/24 vs. LAD; **HOME RUNS:** 2, 7/3/23 vs. SEA; **RBI:** 5, 7/3/23 vs. SEA; **RUNS SCORED:** 2, 4x, last 7/3/23 vs. SEA; **WALKS:** 2, 4x, last 9/16/23 vs. SEA-G1; **STRIKEOUTS:** 4, 5/26/23 at MIL; **STOLEN BASES:** 1, 4x, last 9/13/23 vs. CLE; **HITTING STREAK:** 5, 6/29-7/3/23; **EJECTIONS (0)**

Home Run Notes

MULTI-HOME RUN GAMES (1); 2-HOME RUN GAMES (1): 7/3/23 vs. SEA; **LEADOFF (0); GRAND SLAMS (0); PINCH-HIT (0); EXTRA-INNING (0); GAME-ENDING (1):** 4/25/23 vs. STL off Ryan Helsley; **INSIDE-THE-PARK (0)**

Major League Firsts

GAME: 3/30/23 vs. NYY (started in LF); **HIT:** 4/1/23 vs. NYY off Clarke Schmidt (bunt single, 2nd inning); **HOME RUN:** 4/6/23 at CWS off Lance Lynn (solo, 2nd inning); **GAME-ENDING RBI:** 4/25/23 vs. STL off Ryan Helsley

43 PATRICK SANDOVAL

LHP



Bats: Left • **Throws:** Left • **Height:** 6-3 • **Weight:** 190

Opening Day Age: 28 • **MLB Service:** 4 years, 149 days

Born: 8/18/1996 in Mission Viejo, CA

Acquired: Signed as a free agent on 12/23/2024

Contract Status: Signed through 2026

The Rundown

Is in his 7th Major League season, his 1st with Boston after spending the previous 6 with LAA (2019-24).

Was signed to a 2-year contract through the 2026 season on 12/23/24.

In 107 career Major League games (100 starts), has posted a 4.01 ERA (239 ER/536.0 IP) with 529 SO.

In 2024 with LAA, made his 1st career Opening Day start on 3/28 at BAL...Was his 4th career Opening Day roster (also 2020, 2022, 2023 with LAA).

Made 16 starts for LAA in 2024 before undergoing Tommy John surgery on 6/26/24 and missing the rest of the season...Held opponents to 3 ER or fewer in 12 of his 16 starts, including 2 ER or fewer in 8.

From 2021-23, recorded a 3.53 ERA (149 ER/380.1 IP) in 72 outings (69 starts).

Owens MLB's 5th-lowest HR/9.0 IP (0.68) since the start of 2022 (min. 300.0 IP) (see box on right).

Represented Team Mexico in the 2023 World Baseball Classic...Was named to the All-WBC Team after going 1-0 with a 1.23 ERA (1 ER/7.1 IP) in 2 starts.

Additional Career Highlights

Has 4 career 10-strikeout games (last: 5/1/24 vs. PHI).

Allowed just 12 HR in 2023, 2nd-fewest in MLB (min. 140.0 IP).

In 3 starts during July 2023, posted a 1.04 ERA (2 ER/17.1 IP) and .136 opponent AVG (33-for-179) with 16 SO.

In 2022, led the American League (min. 100 IP) with a 0.48 HR/9.0 IP...Allowed just 8 HR all year, including 0 to left-handed batters.

Did not allow a HR in his first 9 starts of 2022, the longest streak to begin a season in Angels history and longest overall streak for LAA since John Lackey's 9-game streak in 2005.

Recorded a 44.5% whiff rate on his changeup in 2022, the 2nd-highest mark of any pitch in the Majors that season (1st: Framber Valdez, curveball, 45.4%).

Tossed his 1st career complete game and 1st shutout on 8/19/22 at DET (9.0 IP, 4 H, 9 SO).

In 2022, became the 1st starter in Angels history (excluding openers) to allow 0 ER through their first 3 starts of a season...Did not allow an ER through his first 15.0 innings of the season, the 4th-longest streak by a starter in Angels history and 4.0 innings shy of the club record (19.0) held by Nolan Ryan (1978) and Kirk McCaskill (1989).

On 7/24/21 at MIN, came within 2 outs of a no-hitter before allowing a 1-out double in the 9th inning.

MLB'S LOWEST HR/9.0 IP RATIO, 2022-2024

Rk.	Pitcher	HR/9.0 IP
1.	Logan Webb	0.62
2.	Tarik Skubal	0.65
3.	Max Fried	0.66
4.	Framber Valdez	0.67
5.	Patrick Sandoval	0.68
6.	Blake Snell	0.70
7.	Justin Steele	0.72
8.	Tanner Houck	0.73

Min. 300.0 IP

SANDOVAL'S 10-STRIKEOUT GAMES

Game	Stats
6/6/21 vs. SEA	6.0 IP, 5 H, 3 R, BB, 10 SO
7/24/21 at MIN	8.2 IP, H, R, BB, 13 SO
7/9/22 at BAL	6.1 IP, 5 H, R, 2 BB, 10 SO
5/1/24 vs. PHI	5.0 IP, 4 H, 2 R, 2 BB, 10 SO

Ranked 4th in the AL in 2021 with a 33.9% swing-and-miss rate...Among Major League left-handers, only Clayton Kershaw (34.7%) posted a higher rate.

Made his 1st career Opening Day roster in 2020 and pitched in 9 games (6 starts) across 3 ML stints with LAA.

Earned his 1st Major League win on 9/23/20 at SD, tossing 3.0 scoreless innings of relief...Was his 18th career ML game...His 70.1 career IP entering the game were most in Angels history at the time of earning a 1st career win.

Made his Major League debut in relief with LAA on 8/5/19 at CIN, pitching behind opener Taylor Cole (5.0 IP, 3 H, 2 R, 2 BB, 8 SO).

Recorded 8+ SO in 2 of his first 5 Major League games, joining Bo Belinsky and Jared Weaver as the only Angels to ever do so.

Entered 2020 ranked by *Baseball America* as the Angels' No. 6 prospect.

Selected as a Midwest League Mid-Season All-Star in 2018.

Named Midwest League Pitcher of the Week on 5/6/18 and 6/24/18...Named Carolina League Pitcher of the Week on 7/15/18.

2024 Timeline

- 🔴 Made his 4th career Opening Day roster and 3rd consecutive with the Angels (also 2020 with LAA).
- 🔴 Made his 1st career Opening Day start on 3/28 at BAL (1.2 IP, 6 H, 5 R, 2 BB, 2 SO).
- 🔴 From 4/3-6/15, tossed at least 5.0 innings in 12 of his 14 starts, including 5 starts of at least 6.0 innings...Recorded a 4.85 ERA (42 ER/78.0 IP) in that span.
- 🔴 Recorded a season-high 10 SO on 5/1 vs. PHI, his 4th career 10-strikeout game (previous: 7/9/22 at BAL).
- 🔴 Threw a season-high 7.0 innings on 5/7 at PIT (3 H, BB, 7 SO).
- 🔴 Exited his start on 6/21 at LAD in the 3rd inning...Was placed on the IL with a left elbow strain on 6/22.
- 🔴 Underwent Tommy John surgery on 6/26 and remained on the Injured List for the rest of the season.

Personal

- 🔴 Full name is Patrick Jordan Sandoval.
- 🔴 Played at Mission Viejo High School (CA), where he played both baseball and football...Was a wide receiver and a punter.
- 🔴 Committed to play for the University of Southern California before signing with the Astros after the 2015 First-Year Player Draft.
- 🔴 Favorite childhood baseball player was Albert Pujols... Wrote an elementary school book report on Pujols.

In the Community

- 🔴 Attended the 2022 Angels PLAY Campaign Baseball Clinic, alongside members of the Angels training and strength & conditioning staff.
- 🔴 In 2021, took part in Angels virtual Adopt-A-School program by video chatting with local elementary school students.

Patrick Sandoval

Patrick Sandoval's Career Record

YEAR	CLUB	W-L	ERA	G	GS	SV	IP	H	R	ER	HR	HB	BB	SO	SO/9	WHIP	AVG
2015	GCL Astros (R)	0-3	6.08	6	6	0	13.1	22	12	9	1	0	4	7.43	11	1.95	.349
2016	Greenville (R)	2-3	5.30	13	8	0	52.2	53	32	31	4	1	25	8.72	51	1.48	.266
2017	Tri-City (A)	1-1	3.79	4	4	0	19.0	19	8	8	0	0	6	13.26	28	1.32	.257
	Quad Cities (A+)	2-2	3.83	9	7	1	40.0	38	25	17	1	1	16	10.80	48	1.35	.244
	Buies Creek (A+)	0-1	10.13	1	0	0	2.2	4	3	3	0	0	1	6.75	2	1.88	.333
2018	Quad Cities (A+)	7-1	2.49	14	10	1	65.0	58	22	18	4	0	11	9.83	71	1.06	.231
	Buies Creek (A+)	2-0	2.74	5	3	1	23.0	12	8	7	1	1	4	10.17	26	0.70	.156
	Inland Empire (A+)	1-0	0.00	3	3	0	14.2	6	0	0	0	1	6	12.89	21	0.82	.118
	Mobile (AA)	1-0	1.37	4	4	0	19.2	12	3	3	0	0	8	12.36	27	1.02	.174
2019	Mobile (AA)	0-3	3.60	5	4	0	20.0	14	10	8	1	0	7	14.40	32	1.05	.187
	Salt Lake (AAA)	4-4	6.41	15	15	0	60.1	84	62	43	7	2	35	9.85	66	1.97	.319
	LOS ANGELES-AL	0-4	5.03	10	9	0	39.1	35	22	22	6	1	19	9.61	42	1.37	.240
2020	LOS ANGELES-AL	1-5	5.65	9	6	0	36.2	37	26	23	10	0	12	8.10	33	1.34	.252
2021	LOS ANGELES-AL	3-6	3.62	17	14	1	87.0	69	38	35	11	4	36	9.72	94	1.21	.215
2022	LOS ANGELES-AL	6-9	2.91	27	27	0	148.2	139	56	48	8	5	60	9.14	151	1.34	.246
2023	LOS ANGELES-AL	7-13	4.11	28	28	0	144.2	145	89	66	12	4	74	7.96	128	1.51	.256
2024	LOS ANGELES-AL	2-8	5.08	16	16	0	79.2	85	49	45	8	3	35	9.15	81	1.51	.272
	Major League Totals	19-45	4.01	107	100	1	536.0	510	280	239	55	17	236	8.88	529	1.39	.248
	Minor League Totals	20-18	4.01	79	64	3	330.1	322	185	147	19	6	123	10.43	383	1.35	.250

TRANSACTIONS: Signed by the Houston Astros as an 11th-round selection of the 2015 First-Year Player Draft (signed by Brad Budzinski); Acquired by the Los Angeles Angels from the Houston Astros along with international pool space in exchange for Martin Maldonado on 7/26/2018 **INJURED LIST:** Left lumbar spine stress reaction, 8/15/21 through end of 2021 season; right oblique strain, 9/27/23 through end of 2023 season; left elbow strain, 6/22 through end of 2024 season

World Baseball Classic Record

YEAR	CLUB	W-L	ERA	G	GS	SV	IP	H	R	ER	HR	HB	BB	SO	SO/9	WHIP	AVG
2023	Mexico	1-0	1.23	2	2	0	7.1	6	1	1	0	0	3	9.82	8	1.23	.222

Career Single-Game Highs

INNINGS: 9.0, 8/19/22 at DET; **STRIKEOUTS:** 13, 7/24/21 at MIN; **HITS:** 11, 5/12/24 vs. KC; **RUNS:** 8, 2x, last 5/24/24 vs. CLE; **WALKS:** 6, 3x, last 8/14/23 at TEX; **HOME RUNS:** 3, 5/24/24 vs. CLE; **SCORELESS INNINGS STREAK:** 15.0, 4/12-4/26/22; **EJECTIONS (0)**

Major League Firsts

APPEARANCE: 8/5/19 at CIN (5.0 IP, entered to start the 2nd inning); **STRIKEOUT:** 8/5/19 at CIN (Eugenio Suárez, looking); **WIN:** 9/23/20 at SD (3.0 IP); **SAVE:** 5/7/21 vs. LAD (3.1 IP)

63 JUSTIN SLATEN

RHP



Bats: Right • **Throws:** Right • **Height:** 6-4 • **Weight:** 240
Opening Day Age: 27 • **MLB Service:** 1 year
Born: 9/15/1997 in Columbus, TX
Acquired: From the New York Mets in exchange for minor league LHP Ryan Ammons and cash considerations on 12/6/2023
Contract Status: Signed through 2025

The Rundown

- Is in his 2nd season with the Red Sox organization, after being acquired from NYM on 12/6/23.
- Made his 1st Opening Day roster and his MLB debut in 2024...Pitched in 44 games, going 6-2 with a 2.93 ERA (18 ER/55.1 IP), 13 holds, 2 saves, and 58 SO.
- Named 2024 Red Sox Fireman of the Year by the BBWAA Boston chapter.
- Led 2024 MLB rookies in SO/BB (6.44, 58 SO/9 BB)... Ranked top 5 among AL rookies in BB% (4.0), BB/9.0 IP (1.46), FIP (2.61), and ERA+ (146).
- Through 10 career games, posted a 0.52 ERA (1 ER/17.1 IP)...The only 2 Boston pitchers in the Live Ball Era (since 1920) to post a lower ERA in their first 10 appearances with the team (min. 15.0 IP) are Calvin Schiraldi (0.45) in 1986 and Larry Andersen (0.00) in 1990.
- Entered 2024 Spring Training ranked by *Baseball America* as the Red Sox' No. 28 prospect.
- Originally selected by TEX in the 3rd round of the 2019 First-Year Player Draft, then selected by NYM in the 2023 Rule 5 Draft.
- Switched to a full-time reliever in May 2022, after 34 of his first 37 pro outings came as a starter.
- Has averaged 12.17 SO/9.0 IP and 4.54 BB/9.0 IP in his career (284 SO in 210.0 IP).
- Named High-A East Pitcher of the Week for 7/5-11/21.

2024 Highlights

- Made his 1st Opening Day roster and his MLB debut, after being selected by the Mets in the 2023 Rule 5 Draft and then traded to the Red Sox.
- Missed 40 games on the Injured List due to right elbow inflammation, from 7/9-8/26.
- Ranked in MLB's 90th percentile or higher in chase rate (97th, 34.9%), walk rate (97th, 4.0%), and barrel rate (96th, 3.9%)...His walk rate ranked 11th in MLB and 7th in the AL (min. 50.0 IP).
- Struck out 58 batters and walked only 9...Ranked T-9th in MLB with a 6.44 SO/BB ratio (min. 50.0 IP).
- Ranked 3rd on the Red Sox in holds (13)...Also went 6-2 and earned 2 saves.
- 31 of his 44 outings were scoreless...Threw 2.0+ innings 11 times.
- Recorded at least 1 SO in 35 of his 44 appearances (2+ SO in 14 games and 3+ SO in 7 games).
- Allowed only 11 XBH (6 2B, 3B, 4 HR).
- In 19 home games, posted a 1.78 ERA (5 ER/25.1 IP) with 24 SO...His home ERA was tied for the 14th lowest in MLB (min. 25.0 IP).

SLATEN'S 2024 MLB PERCENTILE RANKINGS

Stat	MLB Percentile
34.9 Chase %	97th
4.0 BB %	97th
3.9% Barrel %	96th
96.4 mph Average Fastball Velocity	86th
50.3 Ground Ball %	84th
3.19 xERA	84th

SLATEN'S 2024 ROOKIE RANKINGS

Stat	AL	MLB
6.44 SO/BB	1st	1st
4.0 BB%	2nd	2nd
1.46 BB/9	2nd	3rd
2.61 FIP	3rd	9th
146 ERA+	3rd	9th
1.01 WHIP	6th	9th
50.0 GB%	5th	12th
2.93 ERA	6th	14th
0.65 HR	5th	15th

Min. 50.0 IP

RULE 5 REWARDS

Entering 2024, the most recent pitchers to make the Red Sox' Opening Day roster after being selected in the Rule 5 Draft the previous December were Garrett Whitlock (2021) and Vaughn Eshelman (1995). Prior to Whitlock, it had been 17 years since a pitcher selected in the Rule 5 Draft pitched for Boston in the ensuing season (Lenny DiNardo in 2004).

MUSICAL CHAIRS

In December 2023, Justin was selected by the Mets in the Rule 5 Draft at approximately 2:07 p.m. ET. Just over an hour later at 3:08 p.m. ET, the Red Sox announced they had acquired him from New York in exchange for minor league LHP Ryan Ammons and cash considerations.

2024 Timeline

🔥 2024 Spring Training: 6 G, 0.00 ERA (0 ER/6.1 IP), 6 SO, 1 BB, 2 H, 0 HR.

🔥 Made his MLB debut on 3/30 at SEA, entering the 10th inning with 1 out and runners on 1st and 3rd... Allowed a walk-off single to the only batter he faced.

🔥 Joined Joe Jacques as the most recent Red Sox to make their MLB debut in extra innings (Jacques - 6/12/2023 vs. COL)...Prior to them, the only other Sox in the Expansion Era (1961-present) to do so were Phil Seibel on 4/15/2004 vs. BAL and Cory Bailey on 9/1/1993 vs. TEX.

🔥 Following the walk-off single allowed in his debut, opponents went 0-for-23 (BB, 7 SO) against him before he allowed another hit (7th inning on 4/14 vs. LAA)...That stretch spanned 8.1 IP and 83 pitches.

🔥 The most recent Sox rookies with an 8.0+ IP hitless stretch were Tanner Houck in 2020 (8.0 IP), Clay Buchholz in 2007 (9.0 IP), and Jonathan Papelbon in 2006 (8.0 IP).

🔥 Went 8 straight appearances of more than 1.0 IP following his MLB debut (3/31-4/27).

🔥 Earned his 1st save on 3/31 at SEA, tossing a perfect 2.1 IP (SO, 15 pitches)...Became the 5th Red Sox to earn their 1st career save within their first 2 career appearances, and the 1st since Bob Stanley on 4/16/77 at CLE.

🔥 Recorded a career-high 5 SO over 2.0 hitless IP on 4/6 at LAA.

🔥 Earned his 1st career win on 4/21 at PIT, pitching scoreless 6th and 7th innings (2.0 IP, 2 H, BB, 2 SO).

🔥 Became the 4th Red Sox pitcher since 1980 (21st overall) to earn a win and a save within their first 8 career games, joining Joe Jacques (2023), Tanner Houck (2020), and Félix Doubront (2010)...Is 1 of 3 Red Sox during the Live Ball Era (1920-present) to do so while posting a sub-1.00 ERA, joining Dick Radatz (1962, 0.00) and Dave Ferriss (1945, 0.56).

🔥 Through 10 career games, posted a 0.52 ERA (1 ER/17.1 IP)...The only 2 Boston pitchers in the Live Ball Era (since 1920) to post a lower ERA in their first 10 appearances with the team (min. 15.0 IP) are Calvin Schiraldi (0.45) in 1986 and Larry Andersen (0.00) in 1990.

🔥 Allowed a season-high 5 runs (4 ER) on 5/18 at STL (1.0 IP, 4 H, SO), but allowed no runs over his next 4 games from 5/20-6/2 (5.2 IP, 5 H, 9 SO).

🔥 Tossed 2.0 scoreless IP with 3 SO to finish a 5-0 win on 5/20 at TB.

🔥 Recorded all 3 outs of the 8th inning on 5/26 vs. MIL via SO and recorded the win (1.0 IP).

🔥 Tossed 2.0+ innings in 3 of his 8 June appearances, including a career-high 2.2 IP on 6/15 vs. NYY.

🔥 Made 3 July appearances before being placed on the 15-Day IL on 7/12 (retro to 7/9) due to right elbow inflammation.

🔥 Made 1 rehab appearance for Double-A Portland on 8/23 vs. Somerset (0.1 IP, H, R, BB, SO).

🔥 Was reinstated on 8/26...Posted a 1.42 ERA (2 ER/12.2 IP) with 13 SO and 0 BB in his remaining 13 outings...11 of those 13 outings were scoreless.

🔥 Recorded the save in Boston's final game of the season on 9/29 vs. TB (1.0 IP, H).

Personal

🔥 Full name is Justin Michael Slaten.

🔥 Played 3 seasons at the University of New Mexico (2017-19)...Earned Second Team All-Mountain West honors as a junior.

🔥 Named Northwoods League Pitcher of the Year in 2018 for the Eau Claire Express.

🔥 Graduated from Hallsville (TX) High School.

Justin Slaten's Career Record

YEAR	CLUB	W-L	ERA	G	GS	SV	IP	H	R	ER	HR	HB	BB	SO	SO/9	WHIP	AVG
2019	AZL Rangers (R)	0-0	0.00	1	0	0	1.0	0	0	0	0	0	0	1	9.00	0.00	.000
	Spokane (A)	0-2	6.46	10	10	0	15.1	21	13	11	2	0	7	21	12.33	1.83	.313
2020																	
2021	Hickory (A+)	4-8	6.01	20	19	0	82.1	93	60	55	17	4	31	110	12.02	1.51	.283
2022	AZL Rangers (R)	0-0	0.00	1	0	0	1.0	0	0	0	0	0	0	2	18.00	0.00	.000
	Frisco (AA)	1-6	6.93	25	5	0	50.2	49	41	39	6	0	48	64	11.37	1.91	.255
2023	Frisco (AA)	4-3	3.16	35	1	2	51.1	41	21	18	9	0	16	76	13.32	1.11	.220
	Round Rock (AAA)	1-0	1.08	5	0	0	8.1	3	1	1	1	0	4	10	10.80	0.84	.107
2024	BOSTON	6-2	2.93	44	0	2	55.1	47	21	18	4	2	9	58	9.43	1.01	.223
	Worcester (AAA)	0-0	27.00	1	0	0	0.1	1	1	1	0	0	1	1	27.00	6.00	.500
Major League Totals		6-2	2.93	44	0	2	55.1	47	21	18	4	2	9	58	9.43	1.01	.223
Minor League Totals		10-19	5.35	98	35	2	210.1	208	137	125	35	4	107	285	12.19	1.50	.257

TRANSACTIONS: Signed by the Texas Rangers as a 3rd-round selection in the 2019 First-Year Player Draft (signed by Levi Lacey); Selected by the New York Mets in the Major League phase of the Rule 5 Draft, 12/6/2023; Acquired by the Boston Red Sox in exchange for LHP Ryan Ammons and cash considerations, 12/6/2023; **INJURED LIST:** Right elbow inflammation, 7/9-8/26/2024

Career Single-Game Highs

INNINGS: 2.2, 2x, last 6/15/24; **STRIKEOUTS:** 5, 4/6/24 at LAA; **HITS:** 5, 5/18/24 at STL; **RUNS:** 5, 5/18/24 at STL; **WALKS:** 2, 2x, last 7/4/24 at MIA; **HOME RUNS:** 1, 4x, last 9/11/24 vs. BAL; **SCORELESS INNINGS STREAK:** 8.2, 3/31-4/14/24; **EJECTIONS (0)**

Major League Firsts

APPEARANCE: 3/30/24 at SEA (0.0 IP, entered with 1 out in the 10th inning); **STRIKEOUT:** 3/31/24 at SEA (Dylan Moore, swinging); **WIN:** 4/21/24 at PIT (2.0 IP); **SAVE:** 3/31/24 at SEA (2.1 IP)

20 NICK SOGARD

INF/OF

Bats: Switch • **Throws:** Right • **Height:** 6-0 • **Weight:** 200

Opening Day Age: 27 • **MLB Service:** 61 days

Born: 9/9/1997 in Los Angeles, CA

Acquired: From the Tampa Bay Rays in a 4-player trade on 2/17/2021

Contract Status: Signed through 2025



Career Highlights

Is in his 7th professional season, his 5th in the Red Sox organization.

Is attending his 3rd consecutive Major League Spring Training camp, his 1st on the 40-man roster.

In his professional career (MLB + MiLB), has appeared defensively at every position besides pitcher and catcher: 3B (184 G), SS (144 G), 2B (136 G), RF (29 G), LF (17 G), CF (4 G), and 1B (4 G).

Was selected to the ML roster on 7/31/24...Made his MLB debut on 8/2/24 at TEX, starting the game at 2B... Hit a 2-run single in the 4th inning for his 1st career hit... Also walked and scored in the 6th inning.

Recorded hits in each of his first 4 career games, and reached base safely in each of his first 6...The last Red Sox to reach base in 6 or more games to begin their career was Rafael Devers in 2017 (9 straight).

Hit the 1st pinch-hit HR in WooSox history on 7/30/23 vs. Rochester (solo HR, 7th inning).

Was named Red Sox Minor League Defensive Player of the Month in August 2022.

Selected by TB in the 12th round of the 2019 First-Year Player Draft...Acquired by the Red Sox with C Ronaldo Hernández in exchange for LHP Jeffrey Springs, RHP Chris Mazza, and cash considerations on 2/17/21.

2024 Highlights

Made his MLB debut, splitting the season between Triple-A Worcester (96 G) and Boston (31 G).

Played 31 games over 2 stints with BOS, from 7/31-8/16 (12 G) and 8/29 through the end of the season (19 G)...Made 11 starts at 2B, 6 at 3B, and 6 at SS, also making 1 appearance at 1B (for 1 PA).

Recorded at least 1 hit in each of his first 4 MLB games and reached base in each of his first 6...Scored at least 1 run in 5 of his first 6 games.

Finished 2nd on Worcester in hits (104) and walks (64) and ranked 3rd in runs (69) and AVG (.283, min. 200 PA)...Earned the team's "Mistah Wistah" Award.

Played at 6 positions for Worcester, making 50 starts at SS, 22 at 3B, 7 in RF, 6 in LF, 5 at 2B, and 3 at 1B, as well as 1 as the DH.

For Worcester, recorded an OPS above .800 against both LHP (.828) and RHP (.839)...With RISP, batted .366 with a 1.034 OPS (37-for-101, 9 2B, 4 HR).

MOST GAMES SCORING AT LEAST 1 RUN WITHIN FIRST 6 CAREER GAMES, RED SOX HISTORY

Rk.	Player	Season	Games
1.	Sam Horn	1987	6
T2.	Kevin Youkilis	2004	5
	Jarren Duran	2021	5
	Nick Sogard	2024	5

2024 Timeline

Spring Training: 17 G, .304 AVG (7-for-23), .759 OPS, 2 HR, 7 RBI...Played 39.2 innings at SS (2 starts), as well as 15.0 innings at 2B and 7.0 at 3B.

Began the season with Worcester.

Recorded 8 RBI over an 8-game span from 4/6 through 4/14-G2, including at least 1 RBI in 6 straight games from 4/6-12.

Recorded a 10-game hitting streak from 4/12 through 4/24-G2, batting .389 with a 1.011 OPS (14-for-36, 10 R, 4 2B, 2 RBI, 9 BB, 2 SB).

Scored 10 runs over a 9-game span from 4/14-G1 through 4/24-G2, including at least 1 run in 6 straight games from 4/17 through 4/24-G2.

Posted a .301 AVG/1.008 OPS in May (25-for-83, 4 2B, 6 HR, 19 BB, 2 HBP).

Over 29 games from 5/16-6/21, posted a .378 AVG/1.119 OPS (45-for-119, 10 2B, 3B, 7 HR)...Over that span, ranked 2nd in Triple-A in AVG and OPS (min. 100 PA), 4th in OBP (.464), and 5th in SLG (.655)...Also tied for the Triple-A lead in runs scored in the stretch (31).

On 5/16 vs. Scranton/Wilkes-Barre, hit a walk-off solo HR with 2 outs in the 9th inning to secure a 13-12 victory (4-for-6, 4 R, 2 HR, 4 RBI).

Hit 3 HR in a 4-game span vs. Norfolk (5/21, 5/22, 5/24).

Hit .329 with a .908 OPS in June (28-for-85, 6 2B, 3B, 2 HR, 12 BB, HBP, SF).

Recorded multiple hits in 4 straight games from 6/18-21 vs. Columbus (8-for-16, .500 AVG, 4 2B, 3B).

Was selected to the ML roster on 7/31...Ranked T-6th in the International League in hits (96) at the time of his promotion.

- 🔴 Made his MLB debut on 8/2 at TEX, starting the game at 2B...Hit a 2-run single in the 4th inning for his 1st career hit...Also walked and scored in the 6th inning.
- 🔴 Went 1-for-3 (BB) and 2-for-5 in his next 2 games (8/3 at TEX and 8/5 at KC)...Reached safely multiple times in each of his first 3 career games, becoming the 1st Red Sox player to do so since Morgan Burkhardt in 2000.
- 🔴 Reached base in each of his next 3 games, going 1-for-4, 0-for-3 (BB), and 2-for-3 (BB).
- 🔴 Was optioned to Worcester on 8/17.
- 🔴 Recalled on 8/29 and remained with the Red Sox for the remainder of the season.
- 🔴 Made his lone appearance at 1B on 9/12 at NYY, moving from 2B to begin the bottom of the 10th inning...The Sox faced only 1 batter in the inning (walk-off single).
- 🔴 Doubled twice on 9/22 vs. MIN-G2, his 1st career game with multiple XBH.
- 🔴 Recorded hits in 8 of 10 games with PA in September, and reached base in 9 of them...Hit .370 with an .881 OPS in the month (10-for-27, 3 R, 3 2B, 2 RBI, 2 BB, SF).

Personal

- 🔴 Full name is Nicholas John Sogard.
- 🔴 Played 3 seasons at Loyola Marymount University... Named West Coast Conference Defensive Player of the Year and led the conference in stolen bases (30) as a junior.
- 🔴 Graduated from Jesuit High School (CA)...Notable Jesuit alumni include Brewers first baseman Rhys Hoskins.
- 🔴 His cousin, Eric, had an 11-year MLB career with OAK (2010-15), MIL (2017-18, '20), TOR (2019), TB (2019), and CHC (2021).
- 🔴 His uncles, Steve Sax and Dave Sax, played 14 and 5 years in MLB, respectively...Dave played for BOS from 1985-87.
- 🔴 Attended Fenway Fest in January 2025, signing autographs and posing for pictures with fans.

Nick Sogard's Career Record

YEAR	CLUB	AVG	G	AB	R	H	2B	3B	HR	RBI	SH	HBP	BB	SO	SB	CS	OBP	SLG	OPS
2019	Hudson Valley (A-)	.290	63	214	36	62	5	0	0	21	0	5	39	43	20	6	.405	.313	.718
2020								Did Not Play											
2021	Greenville (A+)	.279	62	240	44	67	12	1	13	40	0	2	27	48	7	3	.349	.500	.849
	Portland (AA)	.263	18	57	8	15	0	1	0	2	0	1	5	11	1	1	.333	.298	.631
2022	Portland (AA)	.250	60	200	33	50	9	1	4	22	0	4	31	43	9	3	.362	.365	.727
	Worcester (AAA)	.259	65	201	26	52	13	1	0	21	1	2	30	45	9	1	.356	.333	.689
2023	Worcester (AAA)	.266	112	391	74	104	20	4	7	47	1	3	63	79	17	7	.370	.391	.761
2024	Worcester (AAA)	.283	96	368	69	104	19	1	13	59	1	3	64	90	10	6	.390	.446	.836
	BOSTON	.273	31	77	13	21	4	0	0	8	0	0	7	25	3	0	.326	.325	.651
Major League Totals		.272	476	1671	290	454	78	9	37	212	3	20	259	359	73	27	.372	.396	.768
Minor League Totals		.320	329	1263	232	404	80	11	32	194	3	41	153	201	59	10	.407	.477	.884

TRANSACTIONS: Signed by the Tampa Bay Rays as a 12th-round selection in the 2019 First-Year Player Draft (Signed by Greg Whitworth); Acquired by the Boston Red Sox with C Ronaldo Hernández in exchange for LHP Jeffrey Springs, RHP Chris Mazza and cash considerations, 2/17/21; **INJURED LIST:** None

Career Fielding Record

POS	PCT.	G	GS	PO	A	E	TC	DP
1B	---	1	0	0	0	0	0	0
2B	1.000	18	11	19	26	0	45	6
3B	1.000	7	6	5	15	0	20	3
SS	.962	9	6	8	17	1	26	1

Career Single-Game Highs

HITS: 2, 5x, last 9/25/24 at TOR; **DOUBLES:** 2, 9/22/24 vs. MIN-G2; **HOME RUNS:** 0, 31x, last 9/29/24 vs. TB; **RBI:** 2, 2x, last 8/13/24 vs. TEX; **RUNS SCORED:** 2, 2x, last 8/9/24 vs. HOU; **WALKS:** 1, 7x, last 9/27/24 vs. TB; **STRIKEOUTS:** 3, 3x, last 8/30/24 at DET; **STOLEN BASES:** 1, 3x, last 8/16/24 at BAL; **HITTING STREAK:** 6, 9/1-23/24; **EJECTIONS** (0)

Home Run Notes

MULTI-HOME RUN GAMES (0); **LEADOFF** (0); **GRAND SLAMS** (0); **PINCH-HIT** (0); **EXTRA-INNING** (0); **GAME-ENDING** (0); **INSIDE-THE-PARK** (0)

Major League Firsts

GAME: 8/2/24 at TEX (started at 2B); **HIT:** 8/2/24 at TEX off José Ureña (single, 4th inning); **HOME RUN:** N/A; **GAME-ENDING RBI:** N/A

10 TREVOR STORY

SS

Bats: Right • **Throws:** Right • **Height:** 6-2 • **Weight:** 215

Opening Day Age: 32 • **MLB Service:** 9 years

Born: 11/15/1992 in Irving, TX

Acquired: Signed as a free agent on 3/22/2022

Contract Status: Signed through 2027 (club option for 2028)



The Rundown

🔥 Is in his 4th season with BOS...Has missed 298 games the last 3 seasons due to 4 stints on the Injured List.

🔥 Signed by the Red Sox on 3/22/22 to a 6-year contract through the 2027 season, with a club option for 2028.

🔥 Selected by COL in the 1st round of the 2011 MLB Draft (No. 45 overall) out of Irving (TX) High School and played in the Rockies organization from 2011-21.

🔥 Made 7 consecutive Opening Day rosters with the Rockies (2016-21) and Red Sox (2022) before beginning the 2023 season on the 60-Day Injured List.

🔥 Is a 2-time All-Star and Silver Slugger Award recipient at shortstop, earning each honor in 2018 and 2019.

🔥 Finished in the top 12 in NL MVP voting in 2018 (8th), 2019 (12th), and 2020 (11th).

🔥 Named a Gold Glove Award finalist at SS in 2019.

🔥 Led the NL with 254 XBH from 2018-21.

🔥 Joins Alex Rodriguez as the only infielders to record at least 100+ steals and 150+ HR in their first 750 games.

🔥 Joins Alex Rodriguez and Francisco Lindor as the only SS ever to hit 30+ HR and steal 20+ bases in multiple seasons.

🔥 Is 129-for-165 (78.2%) in stolen base attempts.

🔥 Has recorded 19 multi-HR games, including two 3-HR games...Has hit 4 grand slams, 4 walk-off HR, 2 leadoff HR, and a pinch-hit HR.

RECORD HOLDER

In addition to the records set by Trevor in his first 4 games in the majors (see box on right), he has set a number of other team/league records in his career:

🔥 Reached 100 HR in the fewest games by a shortstop in MLB history (448), surpassing Alex Rodriguez (470).

🔥 Became the 1st SS in MLB history to begin his career with 4 consecutive 20-HR seasons (27, 24, 37, 35).

🔥 Recorded 21 RBI in 7 games from 5/19-26/22, the most ever by a Red Sox player in a 7-game span.

🔥 In 2018, became the first SS in MLB history with at least 40 2B, 30 HR, and 25 SB in a season.

🔥 Is the only Rockies player to hit at least 30 HR and steal at least 20 bases in multiple seasons.

🔥 Hit his 100th and 101st career HR on 5/24/19 vs. BAL, his 448th career game...Marks the fewest games needed to reach 100 HR in Rockies history...Surpassed Todd Helton's previous mark (491 G).

🔥 His 27 HR in 2016 were the most for a rookie shortstop in NL history.

MOST DEFENSIVE RUNS SAVED, INFELDERS FROM 2016-2024

Rk.	Player	DRS
1.	Nolan Arenado	110
3.	Matt Chapman	109
2.	Andrelton Simmons	103
4.	Trevor Story	79

Source: FanGraphs

STORY'S CAREER HIGHS IN DEFENSIVE RUNS SAVED

Rk.	Season	DRS
1.	2019	21
3.	2016	14
2.	2017	12

SETTING UP CAMP

In January 2024, Trevor hosted Red Sox infielders Triston Casas, Vaughn Grissom, David Hamilton, and Nick Yorke for a mini camp in Texas. It was an idea he picked up from former teammate Troy Tulowitzki when he was a minor leaguer in the Rockies system. "This is something I always wanted to do, and I think I'm at a position now that I have some good things to share. Just create chemistry too, be around these guys and get to know them a little bit. That's the biggest thing—we're creating relationships." In January 2025, Story, Casas, and Grissom were joined by outfielders Roman Anthony and Rob Refsnyder.

UNBELIEVABLE STORY

Trevor made his MLB debut in 2016, starting for COL at SS on Opening Day. He hit 2 HR in his 1st game, 1 in his 2nd, 1 in his 3rd, and 2 in his 4th.

🔥 Is the only player in MLB history to homer in each of his first 4 career games.

🔥 Is the only player in MLB history to hit 6 HR in their first 4 career games.

🔥 Is the only player in MLB history to record 2 multi-HR games within their first 4 career games.

🔥 Is the only player ever to hit 2 HR in a Major League debut on Opening Day.

🔥 Is 1 of 6 players to begin a season by hitting at least 1 HR in 4 consecutive games...The others are Christian Yelich (2019), Chris Davis (2013), Nelson Cruz (2011), Mark McGwire (1998), and Willie Mays (1971).

Additional Career Highlights

- ☛ Joined Charlie Blackmon as the only players to start Opening Day for COL in each season from 2016-21.
- ☛ Has earned Player of the Week honors 5 times: twice in 2016, once in 2018, once in 2019, and once in 2022...In 2016, joined Fernando Valenzuela as the only NL rookies to be named Player of the Week for the 1st week of a season.
- ☛ Has hit the Rockies' 3rd-longest HR of the Statcast era (2015-present), a 487-foot shot that was part of a 3-HR day on 9/5/18 vs. SF.
- ☛ Hit a HR in his first career All-Star at-bat in 2018 at Nationals Park (7th inning, solo off Charlie Morton).
- ☛ Led the NL with 15 SB in 2020.
- ☛ Set career highs in 2019 in runs (111), walks (58), AVG (.294), OBP (.363), and OPS (.917)...Led NL shortstops in runs, HR (35), OBP, and SLG (.554).
- ☛ Led the NL with 85 XBH in 2018...The only other SS to lead the NL in XBH are Ernie Banks (1957, '58, '60) and Honus Wagner (1903, '04, '07, '08, '09)...His 85 XBH were the 2nd-most by a shortstop in NL history, trailing only Jimmy Rollins' 88 in 2007...His 108 RBI were the most by an NL shortstop since Ernie Banks' 117 in 1960.
- ☛ Led NL shortstops with 81 RBI in 2017.
- ☛ Finished 4th in NL Rookie of the Year voting in 2016...Led MLB rookies in HR (27) and tied for the lead in RBI (72), despite being placed on the IL on 8/2 and missing the remainder of the season...Named NL Rookie of the Month for April 2016.
- ☛ Underwent an internal bracing procedure of the right ulnar collateral ligament (elbow) on 1/9/23, performed by Dr. Keith Meister at Texas Metroplex Institute in Arlington.

CUT SHORT

In 2022, his debut season with the Red Sox, Story missed 53 games due to IL stints from 7/14-8/26 (right hand contusion) and 9/19-end (left heel contusion). At the time of his 1st injury, he was leading the Sox in RBI (58) and ranked 2nd in HR (15), and was 1 of only 6 players in MLB with at least 15 HR and 10 steals.

- ☛ Led the Sox in steals (13-for-13)...Became the 3rd Red Sox player to steal 13+ bases in a season without being caught...Joined Lee Tinsley (13-for-13 in 1994) and Leon Culberson (14-for-14 in 1943).
- ☛ Named Red Sox Defensive Player of the Year by the Boston Baseball Writers.
- ☛ Made 92 starts at 2B, the first of his MLB career...Recorded 10 OAA and 6 DRS.
- ☛ Tied the Sox' single-game record with 3 HR on 5/19 vs. SEA...Set a career high in runs scored (5) and matched career highs in RBI (7) and hits (4-for-4)...Became the 24th MLB second baseman to hit 3 HR in a game, and just the 3rd Sox second baseman to do so, joining Dustin Pedroia (6/24/2010 at COL) and Bobby Doerr (6/8/1950 vs. SLB).
- ☛ Hit a grand slam on 5/20 vs. SEA, becoming just the 3rd player in MLB history to hit a grand slam after hitting 3 HR in the previous game...The others to do so were Jeremy Burnitz (2001 with MIL) and Sammy Sosa (2002 with CHC) (source: Elias).
- ☛ Exited the Sox' game on 7/12 at TB due to a right hand contusion after being hit by a pitch.

HIGHEST SLUGGING % AGAINST LHP, 1990-2024

Rk.	Player	SLG
1.	Mark McGwire	.640
2.	Frank Thomas	.635
3.	Albert Belle	.620
4.	Manny Ramirez	.617
5.	Juan Gonzalez	.609
6.	Aaron Judge	.605
7.	Barry Bonds	.600
8.	Ryan Braun	.600
9.	Rob Deer	.597
10.	Trevor Story	.593

Min. 500 PA vs. LHP

PLAYERS WITH 150+ HR AND 100+ STOLEN BASES, 2016-2022

Player	HR	SB
Jose Altuve	156	110
Mookie Betts	190	130
Francisco Lindor	172	113
José Ramírez	184	154
Trevor Story	174	113
Christian Yelich	154	109

PLAYERS WITH 150+ HR AND 100+ STOLEN BASES IN THEIR FIRST 750 GAMES

Player	HR	SB
Ronald Acuña Jr.	165	196
José Canseco	174	103
Eric Davis	162	226
Willie Mays	184	120
Alex Rodriguez	178	129
Alfonso Soriano	153	156
Trevor Story	158	100
Darryl Strawberry	168	154
Mike Trout	158	130

PLAYERS WITH 40+ DOUBLES, 35+ HR, 100+ RBI, AND 25+ SB IN A SEASON, MLB HISTORY

Player	Seasons
Trevor Story (COL)	2018
Alfonso Soriano (NYY, TEX)	2002, '05
Chipper Jones (ATL)	1999
Barry Bonds (SF)	1998
Larry Walker (COL)	1997
Jeff Bagwell (HOU)	1997
Ellis Burks (COL)	1996
Howard Johnson (NYM)	1989

STORY'S MLB RANKINGS, 2016-2021

Stat	Rank	Stat	Rank
365 XBH.....	9th	450 RBI.....	22nd
180 doubles.....	T-12th	100 stolen bases.....	T-8th
158 HR.....	T-14th	27 triples.....	T-6th
1,476 total bases.....	15th	21.3 fWAR.....	25th
463 runs.....	21st	69 DRS.....	7th

Trevor Story, Continued

Minor League Career Highlights

- Named an MiLB.com Organization All-Star in the Rockies system twice (2012, '15).
- Tabbed a South Atlantic League post-season All-Star in 2012 and California League mid-season All-Star in 2014.
- Earned Eastern League Player of the Month honors for April 2015 with Double-A New Britain.
- Named Pioneer League Player of the Week in 2011 for the week of 8/15-21.
- Played for Team USA in the 2015 All-Star Futures Game at Great American Ball Park in Cincinnati.
- Played 22 games for Salt River in the Arizona Fall League following the 2014 season.
- Ranked by *Baseball America* as the No. 96 prospect in baseball in 2013...Also ranked by *BA* as one of the Rockies' top prospects in 2012 (No. 6), 2013 (No. 3), 2014 (No. 9), 2015 (No. 12), and 2016 (No. 8).
- Rated by *Baseball America* as the best defensive infielder and as having the best infield arm in the COL system in 2014, as well as the system's best athlete in 2012.

MOST DEFENSIVE RUNS SAVED, AMERICAN LEAGUE SS IN 2023

Rk.	Player	Inn.	DRS
1.	Wander Franco	948.0	16
2.	Anthony Volpe	1,346.2	15
3.	Gunnar Henderson	584.2	10
4.	Trevor Story	314.0	8

RED SOX TO RECORD 3+ XBH AND 2+ STEALS IN A GAME

Player	Game	Stats
Dom DiMaggio	4/20/41 at WSH	3 2B, 2 SB
John Valentin	6/13/95 at TOR	2B, 3B, HR, 2 SB
Trevor Story	8/13/23 vs. DET	3 2B, 2 SB

MOST RECENT RED SOX WITH 15+ HR AND 10+ STEALS PRIOR TO THE ALL-STAR GAME

Player	Year	HR	RBI	SB
Carl Yastrzemski	1969	29	70	11
Carl Yastrzemski	1970	21	50	16
Mike Greenwell	1988	15	71	10
Mo Vaughn	1995	24	60	10
Jason Bay	2009	20	72	10
Mookie Betts	2016	18	59	15
Mookie Betts	2017	16	53	15
Mookie Betts	2018	23	51	18
Trevor Story	2022	15	58	10

MAY FLOWERS

Story hit 9 HR and led the AL with 32 RBI in May 2022, his first career 30-RBI month...Prior to Story, the last Red Sox to hit 9+ HR and record 32+ RBI in a calendar month were Rafael Devers in July 2019 (9 HR, 34 RBI) and David Ortiz in July 2006 (14 HR, 35 RBI).

- Was named AL Player of the Week for 5/16-22.

From 5/16-26 in 2022, Trevor hit 8 HR in 10 games. The only other Red Sox player this century to hit 8+ HR in a 10-game span is David Ortiz (several times).

- Story recorded 21 RBI in 7 games from 5/19-26, the most ever by a Red Sox player in a 7-game span.

Story's 7 HR from 5/19-26 tied the Red Sox record for a 7-game span, joining David Ortiz (2006), George Scott (1977), Dick Stuart (1964), and Jimmie Foxx (1938, '40).

Game	Stats
5/16 vs. HOU	1-for-3, R, HR, RBI, BB, SB
5/17 vs. HOU	2-for-4, R, 2B, BB
5/18 vs. HOU	0-for-3, R, BB
5/19 vs. SEA	4-for-4, 5 R, 3 HR, 7 RBI, BB, SB
5/20 vs. SEA	1-for-4, R, HR, 4 RBI
5/21 vs. SEA	0-for-3, RBI, SF
5/22 vs. SEA	1-for-4, R, HR, RBI, BB
5/24 at CWS	2-for-6, 2 R, HR, 4 RBI
5/25 at CWS	0-for-4
5/26 at CWS	2-for-4, 2 R, HR, 4 RBI, BB, SB
Totals: 13-for-39, 14 R, 2B, 8 HR, 22 RBI, 6 BB, 3 SB	

DUAL THREAT

Trevor hit at least 20 HR in each of his first five 162-game seasons (2016-19, '21) and stole at least 20 bases 3 times (2018-19, '21).

- Was 1 of only 2 players with 20+ HR and 20+ SB in each of the three 162-game seasons from 2018-21 (also CLE's José Ramírez).
- Is 1 of 3 shortstops ever with 30+ HR and 20+ SB in multiple seasons, joining Alex Rodriguez (5 times) and Francisco Lindor (3 times). Trevor has done so twice (2018-19).

WHAT A WEEK

Trevor was introduced to Red Sox fans at a press conference in Fort Myers, FL, on Wednesday, 3/23/22. The next night, he received a call from his wife, who was going into labor back in Texas. "Yeah, it was in the middle of the night Thursday night, my wife called me and said this thing might be happening," Story told reporters. "I didn't sleep any that night. Got the earliest flight we could get out [Friday], jumped on it, and it was like a movie where I was speeding to the hospital and running through the lobby and straight to the delivery room. And he came very quick after that. I barely made it. Mama held on for me."

2024 Timeline

- Missed 133 games on the Injured List recovering from a left shoulder injury.
- Spring Training: 19 G, .380 AVG (19-for-50), 1.088 OPS, 3 HR, 14 RBI.
- Made his 8th Opening Day roster (also 2016-21 COL, 2022 BOS).
- Exited the game on 4/5 at LAA in the 4th inning with left shoulder discomfort after making a diving attempt to field a ground ball hit by Mike Trout.
- Was placed on the 10-Day Injured List on 4/6 with a left shoulder dislocation.
- On 4/12, underwent a successful arthroscopic repair of the posterior labrum, with an open reduction and internal fixation of the fracture of the glenoid rim...The procedure was performed by Dr. Neal ElAttrache at the Kerlan-Jobe Institute in Los Angeles, CA.
- Was transferred to the 60-Day Injured List on 4/18.
- Began a rehab assignment on 9/1 with Triple-A Worcester...Made 4 starts (3 at SS, 1 as the DH), going 6-for-16 with 3 runs, a double, 2 RBI, and a stolen base... Was reinstated from the 60-Day IL on 9/7.
- Started 18 of the Sox' final 21 games, all at SS...Reached base in 14 those 18 games, recording a .270 AVG/.790 OPS (17-for-63, 7 R, 4 2B, 2 HR, 6 RBI, 8 BB, HBP, 5 SB).
- Hit .167 (3-for-18) with 0 XBH in his first 5 games after returning from the IL, then .311 (14-for-45) with a .948 OPS in his remaining 13 games.
- Hit his first HR of the season on 9/13 at NYY...Also hit a game-tying solo HR on 9/18 at TB.

Personal

- Full name is Trevor John Story.
- He and his wife, Mallie, had their first child, Stetson, in March 2022 (see box on next page)...The couple had their second child, Nolan, in June 2023.
- Graduated from Irving (TX) High School.
- Committed to play at Louisiana State University prior to being selected by COL in the 2011 MLB Draft.
- Is a self-proclaimed sneaker head, with a preference for Jordan Brand footwear.



Trevor Story

SNEAK ATTACK

In 2017, ahead of his 2nd season with Colorado, Story spoke with *The Denver Post* about his sneaker collection. "I am a huge sneaker head. I love collecting sneakers."

- Trevor shared, "I would see Jordan wearing his J's and even more with (Derek) Jeter and all of his cleats. Just being a fan of sports and seeing these guys' shoes, it made me love shoes a lot."
- Some sneakers have special meaning, including the black and white Jordan 11's he was wearing when the Rockies drafted him 45th overall in 2011.
- Trevor said in 2017 that his pair of white and baby blue Jordan Columbia 11s were his favorite at the time. They were originally released in 2001.



Trevor Story, Continued

Trevor Story's Career Record

YEAR	CLUB	AVG	G	AB	R	H	2B	3B	HR	RBI	SH	HBP	BB	SO	SB	CS	OBP	SLG	OPS
2011	Casper (R)	.268	47	179	37	48	8	2	6	28	1	2	26	41	13	1	.364	.436	.800
2012	Asheville (A)	.277	122	477	96	132	43	6	18	63	0	9	60	121	15	3	.367	.505	.872
2013	Modesto (A+)	.233	130	497	71	116	34	5	12	65	4	7	45	183	22	1	.305	.394	.699
2014	Modesto (A+)	.332	50	184	38	61	17	7	5	28	0	3	31	59	20	4	.436	.582	1.018
	Tulsa (AA)	.200	56	205	29	41	8	1	9	20	2	2	28	82	3	1	.302	.380	.682
	Tri-City (A-)	.286	2	7	2	2	1	0	0	0	0	0	1	3	0	0	.375	.429	.804
2015	New Britain (AA)	.285	69	256	46	73	20	6	10	40	0	5	36	73	15	2	.379	.527	.906
	Albuquerque (AAA)	.277	61	256	37	71	20	4	10	40	0	2	16	68	7	1	.324	.504	.828
2016	COLORADO	.272	97	372	67	101	21	4	27	72	2	5	35	130	8	5	.341	.567	.908
2017	COLORADO	.239	145	503	68	120	32	3	24	82	0	2	49	191	7	2	.308	.457	.765
	Albuquerque (AAA)	.273	4	11	2	3	0	0	1	2	0	0	2	3	1	0	.385	.545	.930
2018	COLORADO	.291	157	598	88	174	42	6	37	108	0	7	47	168	27	6	.348	.567	.915
2019	COLORADO	.294	145	588	111	173	38	5	35	85	0	7	58	174	23	8	.363	.554	.917
	Albuquerque (AAA)	.333	2	6	0	2	0	0	0	0	0	0	2	0	0	0	.333	.333	.666
2020	COLORADO	.289	59	235	41	68	13	4	11	28	0	0	24	63	15	3	.355	.519	.874
2021	COLORADO	.251	142	526	88	132	34	5	24	75	0	11	53	139	20	6	.329	.471	.800
2022	BOSTON	.238	94	357	53	85	22	0	16	66	0	3	32	122	13	0	.303	.434	.707
	Portland (AA)	.600	2	5	3	3	1	0	1	3	0	0	1	1	0	0	.571	1.400	1.971
2023	Portland (AA)	.250	3	8	2	2	0	0	1	3	0	0	2	5	0	0	.400	.625	1.025
	Worcester (AAA)	.313	10	32	6	10	4	0	3	6	0	1	5	8	1	0	.421	.719	1.140
	BOSTON	.203	43	158	12	32	9	0	3	14	0	1	9	55	10	3	.250	.316	.566
2024	Worcester (AAA)	.375	4	16	3	6	1	0	0	2	0	0	0	2	1	0	.375	.438	.813
	BOSTON	.255	26	94	8	24	7	0	2	10	0	1	11	33	6	3	.340	.394	.734
Major League Totals		.265	908	3431	536	909	218	27	179	540	2	37	318	1075	129	36	.332	.501	.833
Minor League Totals		.266	562	2139	372	570	157	31	76	300	7	31	253	651	98	13	.351	.475	.826
Red Sox Totals		.232	163	609	73	141	38	0	21	90	0	5	52	201	29	6	.296	.397	.693

TRANSACTIONS: Signed by the Colorado Rockies as a 1st-round selection (45th overall) in the 2011 First-Year Player Draft (signed by Dar Cox); Signed by the Boston Red Sox as a free agent, 3/22/2022; **INJURED LIST:** Torn ligament in left thumb, 8/2/2016 through remainder of season; Left shoulder strain, 5/10-22/2017; Right thumb sprain, 6/20-7/1/2019; Right hand contusion, 7/14-8/26/2022; Left heel contusion, 9/19/2022 through remainder of season; Recovery from right elbow UCL surgery, 2/16-8/8/2023; Left shoulder dislocation, 4/6-9/6/2024

Postseason Record

AVG	G	AB	R	H	2B	3B	HR	RBI	SH	HBP	BB	SO	SB	CS	OBP	SLG	OPS
.318	5	22	3	7	2	0	1	1	0	0	0	7	0	0	.318	.545	.863

Wild Card Record

YEAR	CLUB	AVG	G	AB	R	H	2B	3B	HR	RBI	SH	HBP	BB	SO	SB	CS	OBP	SLG	OPS
2017	COL at ARI	.500	1	4	2	2	0	0	1	1	0	0	0	0	0	0	.500	1.250	1.750
2018	COL at CHC	.500	1	6	1	3	1	0	0	0	0	0	0	1	0	0	.500	.667	1.167
Wild Card Totals		.500	2	10	3	5	1	0	1	1	0	0	0	1	0	0	.500	.900	1.400

Division Series Record

YEAR	CLUB	AVG	G	AB	R	H	2B	3B	HR	RBI	SH	HBP	BB	SO	SB	CS	OBP	SLG	OPS
2018	COL vs. MIL	.167	3	12	0	2	1	0	0	0	0	0	0	6	0	0	.167	.250	.417

All-Star Game Record

YEAR	CLUB	AVG	G	AB	R	H	2B	3B	HR	RBI	SH	HBP	BB	SO	SB	CS	OBP	SLG	OPS
2018	NL at WSH	.500	1	2	1	1	0	0	1	1	0	0	0	1	0	0	.500	2.000	2.500
2019	NL at CLE	.000	1	1	0	0	0	0	0	0	0	0	0	1	0	0	.000	.000	.000
All-Star Game Totals		.500	2	3	1	1	0	0	1	1	0	0	0	2	0	0	.333	1.333	1.666

Career Fielding Record

POS	PCT.	G	GS	PO	A	E	TC	DP
2B	.984	95	92	157	215	6	378	50
SS	.979	795	783	1058	2203	69	3330	516

Career Single-Game Highs

HITS: 4, 6x, last 8/13/23 vs. DET; **DOUBLES:** 3, 8/13/23 vs. DET; **HOME RUNS:** 3, 2x, last 5/19/22 vs. SEA; **RBI:** 7, 2x, last 5/19/22 vs. SEA; **RUNS SCORED:** 5, 5/19/22 vs. SEA; **WALKS:** 3, 4x, last 5/1/22 at BAL; **STRIKEOUTS:** 5, 5/26/19 vs. BAL; **STOLEN BASES:** 3, 4/16/19 at SD; **HITTING STREAK:** 16, 4/11-28/19; **EJECTIONS (0)**

Home Run Notes

MULTI-HOME RUN GAMES (19): 3-HOME RUN GAMES (2): 9/5/18 vs. SF; 5/19/22 vs. SEA; **2-HOME RUN GAMES (17):** 4/4/16 at ARI; 4/8/16 vs. SD; 7/7/16 vs. PHI; 7/23/16 vs. ATL; 8/16/17 vs. ATL; 5/12/18 vs. MIL; 6/9/18 vs. ARI; 8/4/18 at MIL; 9/3/18 vs. SF; 4/5/19 vs. LAD; 5/24/19 vs. BAL; 5/31/19 vs. TOR; 9/13/19 vs. SD; 7/26/20 at TEX; 6/23/21 at SEA; 8/5/21 vs. CHC; 8/30/21 at TEX; **LEADOFF (2):** 8/30/19 vs. PIT off Dario Agrazal; 9/2/19 at LAD off Walker Buehler; **GRAND SLAMS (4):** 4/21/17 vs. SF off Johnny Cueto; 4/24/18 vs. SD off Eric Lauer; 4/25/21 vs. PHI off David Hale; 5/20/22 vs. SEA off Robbie Ray; **PINCH-HIT (1):** 6/16/17 vs. SF off Jeff Samardzija; **EXTRA-INNING (1):** 9/28/19 vs. MIL off Matt Albers (10th); **GAME-ENDING (4):** 7/15/18 vs. SEA off Nick Vincent; 5/24/19 vs. BAL off Mychal Givens; 9/28/19 vs. MIL off Matt Albers; 5/23/21 vs. ARI off Stefan Crichton; **INSIDE-THE-PARK (0)**

Major League Firsts

GAME: 4/4/16 at ARI (started at SS); **HIT:** 4/4/16 at ARI off Zack Greinke (HR, 3rd inning); **HOME RUN:** 4/4/16 at ARI off Zack Greinke (3-run, 3rd inning); **GAME-ENDING RBI:** 7/15/18 vs. SEA off Nick Vincent (HR, 9th inning)

57 GREG WEISSERT

RHP



Bats: Right • **Throws:** Right • **Height:** 6-2 • **Weight:** 225

Opening Day Age: 30 • **MLB Service:** 1 year, 79 days

Born: 2/4/1995 in Bay Shore, NY

Acquired: From the Yankees in a 4-player trade on 12/5/2023

Contract Status: Signed through 2025

Career Highlights

Is in his 2nd season in the Red Sox organization after being acquired from the Yankees along with minor league RHPs Richard Fitts and Nicholas Judice, in exchange for OF Alex Verdugo on 12/5/23.

Led the 2024 Red Sox in appearances (62) and relief innings (63.1)...Went 4-2 with a 3.13 ERA (22 ER/63.1 IP), 6 holds, 1 save, and 58 SO.

From 8/20/24 through the end of the season, was 1 of only 6 relievers in MLB with at least 10.0 IP who did not allow an ER in that span (also teammate Luis Guerrero)...Recorded the most appearances (17) of that group.

His 17-game streak without an ER allowed to finish the season was the 2nd longest in team history, behind Chris Martin's 20-game streak to finish 2023 (see box on right).

Selected by the Yankees in the 18th round of the 2016 First-Year Player Draft.

Pitched in the majors for NYY in 2022 and 2023 after beginning each season in Triple-A.

In 2022, was on the Yankees' ALCS roster but did not pitch...Was not on the club's ALDS roster.

Was ranked by *Baseball America* as a top Yankees prospect entering 2022 (No. 30) and 2023 (No. 26)...His slider was rated the best among NYY minor leaguers following the 2020 and 2021 seasons.

In 2022, was tabbed International League Pitcher of the Year and named a Post-Season All-Star...Also named a *Baseball America* Triple-A All-Star.

Finished the 2022 season with a 25.1-inning scoreless streak with Triple-A Scranton/Wilkes-Barre.

2024 Highlights

Made his 1st Opening Day roster.

Completed his 1st season with BOS...Was his 3rd with MLB experience, but 1st spending the majority of time in the Majors...Pitched in 4 games with Triple-A Worcester.

Led the Red Sox in appearances (62) and relief innings (63.1)...Also led the team in scoreless appearances (43) and outings with 0 ER allowed (49).

Among the 37 AL relievers who made at least 60 appearances, ranked 15th in ERA.

Did not allow an ER in his final 17 games of the season (beginning 8/20), allowing 0 runs in his final 9 outings (beginning 9/13).

Ranked in MLB's 81st percentile in barrel rate (5.9%).

Opponents hit .173 with a .280 SLG against his 4-seamer (13-for-75, 2 2B, 2 HR).

2024 SEASON BREAKDOWN

Dates	G	Inn.	ERA	WHIP	AVG
Start-5/30	24	23.0	1.96	1.22	.267
5/31-8/19	21	23.2	6.46	1.65	.293
8/20-end	17	16.2	0.00	1.08	.254

LONGEST STREAK OF GAMES WITHOUT AN EARNED RUN ALLOWED TO FINISH THE SEASON, RED SOX HISTORY

Rk.	Pitcher (Year)	Dates	G
1.	Chris Martin (2023)	7/30-9/22	20
2.	Greg Weissert (2024)	8/20-9/28	17
T3.	Hansel Robles (2021)	8/30-10/02	15
	Koji Uehara (2016)	7/9-9/30	15
	Javier López (2008)	8/23-9/28-G1	15

REACHING ACROSS THE AISLE

On 12/5/23, the Red Sox and Yankees completed only their 7th trade of the last 50 years:

2023: BOS receives RHPs **Greg Weissert**, Richard Fitts, and Nicholas Judice (NYY receives OF Alex Verdugo)

2023: BOS receives RHP Diego Hernández and cash (NYY receives OF Greg Allen)

2021: BOS receives RHP Franklin German, RHP Adam Ottavino, and cash (NYY receives PTBNL or cash)

2014: BOS receives INF Kelly Johnson (NYY receives INF Stephen Drew and cash)

1997: BOS receives RHP Tony Armas Jr. and RHP Jim Mecir (NYY receives INF Randy Brown and C Mike Stanley)

1994: BOS receives cash (NYY receives RHP Scott Bankhead)

1986: BOS receives DH Don Baylor (NYY receives DH Mike Easler)

Greg
Weissert

Greg Weissert, Continued

2024 Timeline

🔥 2024 Spring Training: 10 G, 0.96 ERA (1 ER/9.1 IP), 12 SO, 3 BB, 6 H, 0 HR.

🔥 Made his Red Sox debut on 3/30 at SEA, pitching a scoreless, hitless 9th inning in a 1-1 game to force extra innings (1.0 IP, BB, 2 SO).

🔥 His first 4 appearances with the club (3/30-4/5) were scoreless (3.1 IP), and he did not allow an ER through his first 5 (4.2 IP, 2 UER).

🔥 Went 7 straight games from 4/20-5/7 without allowing a run or issuing a walk (6.2 IP, 3 H, 0 BB, 8 SO).

🔥 Through 5/7, allowed an ER in only 2 of his 16 outings (1.17 ERA; 2 ER/15.2 IP).

🔥 Earned his 1st career save on 7/4 at MIA, entering to start the 12th inning with a 6-4 lead...Allowed the automatic runner to score following a leadoff single and sacrifice fly, but stranded the tying run on 2nd to secure the victory (1.0 IP, 2 H, 1 R/0 ER).

🔥 Was optioned to Triple-A Worcester on 7/29.

🔥 Made 4 appearances for the WooSox, allowing 1 run in 6.0 IP before being recalled on 8/19.

🔥 Was optioned again on 8/23 but recalled on 8/27 without appearing for Worcester...Remained with BOS for the rest of the season.

🔥 After being recalled on 8/19, did not allow an ER in his final 17 games of the season (16.2 IP, 1 R, 15 H, 3 BB, 11 SO)...Each of his final 9 outings were scoreless, beginning 9/13 (9.0 IP, 6 H, BB, 7 SO).

🔥 From 8/20 through the end of the season, was 1 of only 6 relievers in MLB with at least 10.0 IP who did not allow an ER in that span (also teammate Luis Guerrero)...Recorded the most appearances (17) of that group.

🔥 From 7/22 through the end of the year, ranked 3rd in ERA (0.44; 1 ER/20.1 IP) among pitchers with at least 20.0 IP, behind KC's Daniel Lynch IV (0.00) and CLE's Emmanuel Clase (0.31).

🔥 His 17-game streak without an ER allowed to finish the season is the 2nd longest in team history, behind Chris Martin's 20-game streak to finish 2023 (see box above).

Personal

🔥 Last name is pronounced "WICE-ert."

🔥 Played 3 seasons at Fordham University (2014-16).

🔥 Attended Bay Shore High School (NY).

Greg Weissert's Career Record

YEAR	CLUB	W-L	ERA	G	GS	SV	IP	H	R	ER	HR	HB	BB	SO	SO/9	WHIP	AVG
2016	Pulaski (R)	0-0	0.00	5	0	2	6.1	4	0	0	0	1	1	9	12.79	0.79	.182
	Charleston (A)	0-1	4.26	12	0	3	12.2	14	9	6	1	2	10	16	11.37	1.89	.286
2017	Staten Island (A)	2-2	4.13	19	0	4	28.1	21	13	13	1	2	9	34	10.80	1.06	.204
2018	Charleston (A)	2-2	2.62	17	0	0	34.1	28	17	10	4	2	12	50	13.11	1.17	.211
	Tampa (A+)	2-2	3.76	19	0	4	26.1	20	17	11	0	3	16	36	12.30	1.37	.211
2019	Tampa (A+)	2-2	5.27	25	0	3	41.0	36	29	24	3	6	22	49	10.76	1.41	.234
	Trenton (AA)	1-2	1.88	14	0	1	24.0	10	5	5	0	2	13	28	10.50	0.96	.128
2020		Did Not Play															
2021	Somerset (AA)	1-2	0.71	12	0	4	12.2	9	2	1	0	3	5	20	14.21	1.11	.191
	Scranton/WB(AAA)	3-1	1.96	28	0	2	36.2	20	11	8	2	1	22	40	9.82	1.15	.156
2022	Scranton/WB (AAA)	2-1	1.69	42	0	18	48.0	24	9	9	3	5	19	70	13.13	0.90	.149
	NEW YORK-AL	3-0	5.56	12	0	0	11.1	6	7	7	1	2	5	11	8.74	0.97	.146
2023	Scranton/WB (AAA)	5-3	2.90	38	0	10	40.1	27	18	13	5	1	17	58	12.94	1.09	.184
	NEW YORK-AL	0-0	4.05	17	0	0	20.0	21	9	9	3	1	8	22	9.90	1.45	.273
2024	BOSTON	4-2	3.13	62	0	1	63.1	65	32	22	7	0	20	58	8.24	1.34	.274
	Worcester (AAA)	0-0	1.50	4	0	0	6.0	4	1	1	1	0	2	7	10.50	1.00	.200
Major League Totals		7-2	3.61	91	0	1	94.2	92	48	38	11	3	33	91	8.65	1.32	.259
Minor League Totals		20-18	2.87	235	0	51	316.2	217	131	101	20	28	148	417	11.85	1.15	.191
Red Sox Totals		4-2	3.13	62	0	1	63.1	65	32	22	7	0	20	58	8.24	1.34	.274

TRANSACTIONS: Signed by the New York Yankees as an 18th-round selection in the 2016 First-Year Player Draft; Acquired by the Boston Red Sox with RHPs Richard Fitts and Nicholas Judice in exchange for OF Alex Verdugo, 12/5/2023; **INJURED LIST:** None

Career Single-Game Highs

INNINGS: 2.1, 9/14/23 at BOS-G1; **STRIKEOUTS:** 3, 7x, last 6/26/24 vs. NYY; **HITS:** 5, 9/8/23 vs. MIL; **RUNS:** 4, 2x, last 7/6/24 at NYY; **WALKS:** 2, 7x, last 7/28/24 vs. NYY; **HOME RUNS:** 2, 6/7/24 at CWS; **SCORELESS INNINGS STREAK:** 9.0, 9/13/24-present; **EJECTIONS (0)**

Major League Firsts

APPEARANCE: 8/25/22 at OAK (0.1 IP, entered to start 7th inning); **STRIKEOUT:** 8/28/22 at OAK (Sheldon Neuse, swinging); **WIN:** 8/30/22 at LAA (2.0 IP); **SAVE:** 7/4/24 at MIA (1.0 IP)

22 GARRETT WHITLOCK

RHP



Bats: Right • **Throws:** Right • **Height:** 6-5 • **Weight:** 220

Opening Day Age: 28 • **MLB Service:** 4 years

Born: 6/11/1996 in Snellville, GA

Acquired: Selected in the Major League phase of the 2020 Rule 5 Draft

Contract Status: Signed through 2026
(club options for 2027 and 2028)

The Rundown

Is in his 5th season in the Red Sox organization after being selected from the Yankees in the 2020 Rule 5 Draft.

On 4/10/22, agreed with BOS on a 4-year contract extension spanning the 2023-26 seasons, with club options for 2027 and 2028.

Served as the Red Sox' Jimmy Fund captain in 2023 and 2024, and will once again hold that role in 2025.

In 2024, earned the BBWAA Boston Chapter's Good Guy Award.

Selected by the Yankees in the 18th round of the 2017 First-Year Player Draft and spent his first 4 seasons in the NYY organization (2017-20).

Missed a majority of the 2024 season after undergoing a successful right elbow ulnar collateral ligament repair with internal brace on 5/30/24...The procedure was performed by Dr. Jeffrey Dugas at the Andrews Sports Medicine & Orthopedics Center in Birmingham, AL.

Underwent Tommy John surgery in July 2019, missing the remainder of that season and all of 2020.

Made his MLB debut in 2021, when he became only the 10th Red Sox pitcher in the Live Ball Era (since 1920) to throw 70.0+ innings and record a sub-2.00 ERA (1.96).

Made the Sox' Opening Day roster in 2021, 2022, and 2024...Began the 2023 season on the Injured List.

Pitched primarily as a starter prior to reaching the majors in 2021...23 of his 103 Major League outings have been starts (9 in 2022, 10 in 2023, 4 in 2024).

Additional Career Highlights

Made his MLB debut on 4/4/21 vs. BAL and threw 3.1 scoreless innings (3 H, 0 BB, 5 SO)...Is the only Red Sox pitcher ever to allow 0 runs, issue 0 walks, and strike out 5+ batters in an MLB debut.

In 2021, led the Red Sox in relief innings (73.1); his 1.96 ERA led all Sox pitchers (min. 15.0 IP)...Made 24 successful appearances of more than 1.0 inning, the most in the majors and the most by a Red Sox pitcher since Greg Harris in 1993 (also 24).

Was 1 of 30 rookies to throw 70.0+ innings in 2021...Among that group, ranked in the top 3 in ERA (1st, 1.96), opponent OBP (1st, .282), WHIP (2nd, 1.10), walk rate (3rd, 5.7%), and opponent OPS (3rd, .631).

Earned the 2021 Fireman Award (top relief pitcher) and Unsung Hero Award from the Boston Baseball Writers.

Began his MLB career with a 13.1-inning scoreless streak that spanned all 6 of his April outings...Retired 25 straight batters faced between his outings from 4/4-23.

HIGHEST STRIKEOUT-TO-WALK RATIO IN RED SOX HISTORY (MIN. 200.0 INNINGS)

Rk.	Pitcher	Seasons	SO/BB
1.	Koji Uehara	2013-16	7.86
2.	Chris Sale	2017-23	6.06
3.	Pedro Martinez	1998-2004	5.45
4.	Curt Schilling	2004-07	5.31
5.	Garrett Whitlock	2021-24	4.85
6.	David Wells	2005-06	4.52

WHITLOCK'S 2024 STARTS

Game	Stats
3/31 at SEA	5.0 IP, 3 H, 1 R, 0 BB, 8 SO
4/6 at LAA	4.1 IP, 4 H, 0 R, 4 BB, 4 SO
4/11 vs. BAL	5.0 IP, 4 H, 1 R, 2 BB, 4 SO
4/16 vs. CLE	4.0 IP, 3 H, 2 R, 1 BB, 1 SO
Totals:	1.96 ERA, 18.1 IP, 14 H, 7 BB, 17 SO

MOST SCORELESS OUTINGS OF 2.0+ INNINGS, 2021-2024

Rk.	Pitcher	G
T1.	Nick Martinez (SD, CIN)	33
T1.	Collin McHugh (TB, ATL)	33
3.	Michael King (NYY, SD)	32
4.	Brent Suter (MIL, COL, CIN)	31
T5.	Keegan Akin (BAL)	30
T5.	Blake Snell (SD, SF)	30
T7.	Tyler Holton (ARI, DET)	29
T7.	Keegan Thompson (CHC)	29
T7.	Garrett Whitlock (BOS)	29

Through July 2021, was 4-1 with a 1.26 ERA (7 ER/50.0 IP)...That is the 3rd-lowest ERA by a Red Sox pitcher through 50.0 career innings since ER became an official stat (Boo Ferriss-0.54, Hideki Okajima-0.90) (source: Elias).

Appeared in 5 games in the 2021 Postseason and went 1-0 with a 2.16 ERA, 0.72 WHIP, and .143 opponent AVG (8.1 IP, 4 H, 2 R, 2 BB, 5 SO)...Made 3 consecutive scoreless and hitless appearances beginning with Game 3 of the ALDS.

Recorded the final 3 outs of the Sox' 2021 Wild Card Game win over the Yankees (1.0 IP, 1 R)...Pitched in Games 3 and 4 of the ALDS vs. TB, allowing 0 hits and 0 runs in 3.1 IP (1 BB, 3 SO)...Earned the win in the clinching game with 2.0 perfect innings...Threw 2.0 scoreless and hitless innings in Game 2 of the ALCS at HOU.

Garrett
Whitlock

Garrett Whitlock, Continued

🔴 Among 2022 AL pitchers with at least 75.0 IP, ranked 8th in SO/BB ratio (5.47), 11th in WHIP (1.02), 15th in opponent AVG (.222), and 17th in opponent OPS (.639).

🔴 Posted a sub-1.00 ERA in April 2022 (0.54, 16.2 IP) and July 2022 (0.90, 10.0 IP).

🔴 Did not allow a hit over 4.0 scoreless innings to earn the win in relief on 4/12/22 at DET (BB, 2 SO, 39 pitches)... Became the 1st pitcher in Sox history to throw fewer than 40 pitches in a hitless relief outing of at least 4.0 innings... Was the 16th pitcher in MLB history to do so, the 1st since Derek Lowe on 4/20/13 with TEX vs. SEA.

🔴 On 6/1/22 vs. CIN, earned the win after allowing 1 run in 6.0 IP...Was the 1st pitcher in MLB with 0 ER, 0 BB, and 0 SO over 6.0+ IP since Rick Porcello on 7/1/14 with DET vs. OAK (9.0 IP).

🔴 Underwent a successful right hip arthroscopy on 9/26/22, performed by Dr. Bryan Kelly at the Hospital for Special Surgery in New York.

🔴 Ranked by *Baseball America* as one of NYY's top prospects in 2019 (No. 18) and 2020 (No. 14), as well as the Red Sox' No. 14 prospect entering 2021.

🔴 Named South Atlantic League Pitcher of the Week for 4/30-5/6/18 with Single-A Charleston.

2024 Timeline

🔴 Served as the Red Sox' Jimmy Fund captain.

🔴 Missed a majority of the season after undergoing a successful right elbow ulnar collateral ligament repair with internal brace on 5/30...The procedure was performed by Dr. Jeffrey Dugas at the Andrews Sports Medicine & Orthopedics Center in Birmingham, AL.

🔴 Allowed 2 runs or fewer in each of his 4 starts, including 1 or 0 runs in 3 of them (1.96 ERA, 18.1 IP, 1 HR).

🔴 In 6 Spring Training starts, was 3-0 with a 2.49 ERA, 22 SO, 3 BB, and a .193 opponent AVG (21.2 IP, 6 ER, 16 H).

🔴 Made his 3rd Opening Day roster (also 2021-22 BOS).

🔴 Earned the win in the Sox' 4th game of the season on 3/31 at SEA (5.0 IP, 1 R, 3 H, 0 BB, 8 SO).

🔴 Exited the game on 4/16 vs. CLE after the 4th inning with left oblique tightness.

🔴 Was placed on the 15-Day Injured List on 4/17 with a left oblique strain...Made 1 rehab start with Triple-A Worcester on 5/15 (4.2 IP, 0 R, 2 H, BB, 5 SO).

🔴 Was transferred to the 60-Day IL on 6/2.

LOWEST ERA BY RED SOX THROUGH FIRST 2 SEASONS, LIVE BALL ERA

Rk.	Pitcher	Seasons	ERA
1.	Dick Radatz	1962-63	2.10
2.	Garrett Whitlock	2021-22	2.73
3.	Tex Hughson	1941-42	2.87

LOWEST WHIP BY RED SOX THROUGH FIRST 2 SEASONS, LIVE BALL ERA

Rk.	Pitcher	Seasons	WHIP
1.	Garrett Whitlock	2021-22	1.06
2.	Dick Radatz	1962-63	1.09
3.	Tex Hughson	1941-42	1.22

**Minimum 150.0 IP*

LOWEST ERA BY RED SOX ROOKIES (MIN. 60.0 IP)

Rk.	Pitcher	Season	ERA
1.	Jonathan Papelbon	2006	0.92
2.	Fritz Coumbe	1914	1.44
3.	Garrett Whitlock	2021	1.96

RED SOX PITCHERS WITH 70.0+ INNINGS AND A SUB-2.00 ERA IN THE LIVE BALL ERA (1920-2023)

Rk.	Pitcher	Season	ERA
1.	Koji Uehara	2013	1.09
2.	Pedro Martinez	2000	1.742
3.	Clay Buchholz	2013	1.745
4.	Ellis Kinder	1953	1.85
5.	Brandon Workman	2019	1.88
6.	Luis Tiant	1972	1.91
7.	Daniel Bard	2010	1.929
8.	Roger Clemens	1990	1.931
9.	Garrett Whitlock	2021	1.96
10.	Dick Radatz	1963	1.97

FEEL GOOD STORY

After undergoing Tommy John surgery in July 2019, Garrett missed the entire 2020 season and was selected by Boston from the Yankees in the Rule 5 Draft. He spent the entire 2021 season with the Red Sox and led the team with a 1.96 ERA, despite having never pitched above Double-A prior to 2021. On 4/10/22, he agreed with BOS on a 4-year contract extension that spans the 2023-26 seasons, with club options for 2027 and 2028.

RULE 5 REWARDS

Garrett became the first pitcher to make the Sox' Opening Day roster after being selected by the club in the Rule 5 Draft the previous December since Vaughn Eshelman in 1995. Prior to Whitlock, it had been 17 years since a pitcher selected by the Sox in the Rule 5 Draft pitched for Boston in the ensuing season. The last to do so was current NESN analyst Lenny DiNardo in 2004.

ON THE BIG STAGE

In the 2021 Postseason, Garrett made 3 consecutive scoreless and hitless appearances of more than 1.0 inning, matching MLB's longest such streak in a single Postseason (also NYY's Ron Davis in 1981). The only other Red Sox to make as many as 3 scoreless and hitless appearances of more than 1.0 inning at any point in a single Postseason are Koji Uehara (3 in 2013), Hideki Okajima (3 in 2007), and Keith Foulke (3 in 2004). The only Red Sox with *more than 3* such appearances in an entire Postseason career are Okajima (5), Jonathan Papelbon (5), and Mike Timlin (4).

Garrett is the only Red Sox pitcher ever to throw 2.0+ hitless and scoreless innings in consecutive Postseason appearances. That ties the longest such streak in MLB history, as he became the 16th pitcher to accomplish the feat in a single Postseason for any team.

Game	Stats
ALDS-G3 vs. TB	1.1 IP, 0 H, 0 R, 1 BB, 3 SO
ALDS-G4 vs. TB	2.0 IP, 0 H, 0 R, 0 BB, 0 SO
ALCS-G2 at HOU	2.0 IP, 0 H, 0 R, 1 BB, 2 SO

Garrett
Whitlock



Garrett Whitlock, Continued

Personal

- Full name is Garrett Gets Whitlock.
- He and his wife, Jordan, had their first child, Brooks, in July 2024.
- Is an avid fisherman.
- Pitched 2 seasons (2016-17) at the University of Alabama-Birmingham, going 7-11 with 2 saves and a 3.56 ERA in 42 games (8 starts).
- Begins 2025 as 1 of 7 former University of Alabama-Birmingham players to make their MLB debut...He joins Charlie Moore (1973), Hector Villanueva (1993), Chris Hammond (1990), James Naile (2022), Graham Ashcraft (2022), and Brewer Hicklen (2022).
- Pitched for Chatham in the Cape Cod Baseball League in 2016.
- Graduated from Providence Christian Academy (GA).

In the Community

- Attended Red Sox Winter Weekend in January 2023 and 2024, signing autographs, posing for pictures with fans, and taking part in panel discussions.
- Attended Red Sox Fenway Fest in January 2025, signing autographs and posing for pictures with fans.
- Served as the Red Sox' Jimmy Fund captain in 2023 and 2024, and will once again hold that role in 2025.

Garrett Whitlock's Career Record

YEAR	CLUB	W-L	ERA	G	GS	SV	IP	H	R	ER	HR	HB	BB	SO	SO/9	WHIP	AVG
2017	GCL Yankees West (R)	0-0	1.04	3	3	0	8.2	4	2	1	0	1	0	14	14.54	0.46	.138
	Pulaski (R)	1-0	7.94	2	0	0	5.2	10	5	5	1	1	0	8	12.71	1.76	.400
2018	Charleston (A)	2-2	1.13	7	7	0	40.0	23	5	5	1	2	7	44	9.90	0.75	.168
	Tampa (A+)	5-3	2.44	14	13	0	70.0	60	23	19	2	5	27	74	9.51	1.24	.231
	Trenton (AA)	1-0	0.84	2	1	0	10.2	10	2	1	0	2	7	4	3.38	1.59	.263
2019	Trenton (AA)	3-3	3.07	14	14	0	70.1	73	34	24	4	2	18	57	7.29	1.29	.265
2020		Did Not Pitch															
2021	BOSTON	8-4	1.96	46	0	2	73.1	64	22	16	6	3	17	81	9.94	1.10	.233
2022	BOSTON	4-2	3.45	31	9	6	78.1	65	32	30	10	1	15	82	9.42	1.02	.222
	Worcester (AAA)	0-0	9.00	1	0	0	2.0	6	2	2	0	0	0	3	13.50	3.00	.500
	Portland (AA)	0-0	0.00	1	0	0	2.0	1	0	0	0	0	0	1	4.50	0.50	.143
2023	Worcester (AAA)	0-0	1.20	4	4	0	15.0	17	2	2	1	1	2	17	10.20	1.27	.293
	Portland (AA)	1-0	1.50	1	1	0	6.0	1	1	1	1	0	1	8	12.00	0.33	.053
	BOSTON	5-5	5.15	22	10	1	71.2	82	43	41	13	3	13	72	9.04	1.33	.288
2024	BOSTON	1-0	1.96	4	4	0	18.1	14	4	4	1	1	7	17	8.35	1.15	.212
	Worcester (AAA)	0-0	0.00	1	1	0	4.2	2	0	0	0	0	1	5	9.64	0.64	.125
Major League Totals		18-11	3.39	103	23	9	241.2	225	101	91	30	8	52	252	9.38	1.15	.245
Minor League Totals		13-8	2.30	50	44	0	235.0	207	76	60	10	14	63	235	9.00	1.15	.236

TRANSACTIONS: Signed by the New York Yankees as an 18th-round selection in the 2017 June Draft; Selected by the Boston Red Sox in the Major League phase of the Rule 5 Draft, 12/10/2020; **INJURED LIST:** COVID-19 Related Injured List, 5/15-16/2021; Right pectoral strain, 9/20-10/2/2021; Right hip inflammation, 6/9-7/14/2022; Right hip impingement, 9/21/2022 through remainder of season; Recovery from right hip surgery, 3/27-4/10/2023; Right elbow ulnar neuritis, 4/25-5/26/2023; Right elbow inflammation, 7/3-8/12/2023; Left oblique strain, 4/17/2024 through remainder of season

Postseason Record

	W-L	ERA	G	GS	SV	IP	H	R	ER	HR	HB	BB	SO	SO/9	WHIP	AVG
	1-0	2.16	5	0	0	8.1	4	2	2	2	0	2	5	5.40	0.72	.143

Wild Card Record

YEAR	CLUB	W-L	ERA	G	GS	SV	IP	H	R	ER	HR	HB	BB	SO	SO/9	WHIP	AVG
2021	BOS vs. NYY	0-0	9.00	1	0	0	1.0	1	1	1	1	0	0	0	0.00	1.00	.250

Division Series Record

YEAR	CLUB	W-L	ERA	G	GS	SV	IP	H	R	ER	HR	HB	BB	SO	SO/9	WHIP	AVG
2021	BOS vs. TB	1-0	0.00	2	0	0	3.1	0	0	0	0	0	1	3	8.10	0.30	.000

League Championship Series Record

YEAR	CLUB	W-L	ERA	G	GS	SV	IP	H	R	ER	HR	HB	BB	SO	SO/9	WHIP	AVG
2021	BOS vs. HOU	0-0	2.25	2	0	0	4.0	3	1	1	1	0	1	2	4.50	1.00	.214

Career Single-Game Highs

INNINGS: 7.0, 3x, last 6/21/23 at MIN; **STRIKEOUTS:** 9, 5/4/22 vs. LAA; **HITS:** 11, 6/27/23 vs. MIA; **RUNS:** 6, 6/27/23 vs. MIA; **WALKS:** 4, 2x, last 4/6/24 at LAA; **HOME RUNS:** 3, 4/11/23 at TB; **WINNING STREAK:** 4, 6/5-7/28/21; **SCORELESS INNINGS STREAK:** 15.0, 7/2-8/7/21; **EJECTIONS (0)**

Major League Firsts

APPEARANCE: 4/4/21 vs. BAL (3.1 IP, entered with 2 outs in 3rd inning); **STRIKEOUT:** 4/4/21 vs. BAL (Chance Sisco, swinging); **WIN:** 6/5/21 at NYY (1.1 IP); **SAVE:** 5/13/21 vs. OAK (3.0 IP)

32 JUSTIN WILSON

LHP

Bats: Left • **Throws:** Left • **Height:** 6-2 • **Weight:** 210
Opening Day Age: 37 • **MLB Service:** 12 years, 35 days
Born: 8/18/1987 in Anaheim, CA
Acquired: Signed as a free agent on 11/14/24
Contract Status: Signed through 2025



The Rundown

- Is in his 13th Major League season, his 1st with the Red Sox organization.
- Has pitched in 587 career games, all in relief, with the Pirates (2012-14), Yankees (2015, '21), Tigers (2016-17), Cubs (2017-18), Mets (2019-20), and Reds (2021-22, '24).
- Owns a 3.61 career ERA (206 ER/513.2 IP) with 561 SO.
- Owns a 1.69 career Postseason ERA (1 ER/5.1 IP) in 6 games with PIT (2013-14), NYY (2015), and CHC (2017-18)...Opponents have hit just .167 (3-for-18) with a .167 opponent SLG (0 XBH hits allowed in 21 batters faced).
- In 11 career appearances at Fenway Park, has a 1.04 ERA (1 ER/8.2 IP)...Is the 10th-lowest mark by any pitcher at the ballpark during the Live Ball Era (min. 10 games) (see box on right)...Earned his 1st career save at Fenway Park on 7/27/16.
- Began the 2024 season signing a minor league contract with the Dodgers on 2/16/2024...Was released on 3/12 and signed with the Reds as a free agent on 3/15.
- Selected by the Pittsburgh Pirates in the 5th round of the 2008 First-Year Player Draft.

Additional Career Highlights

- Pitched in each of the first 3 games of the 2016 season, throwing a scoreless inning in each appearance, becoming the 7th Tigers pitcher since 1913 to appear in each of the team's 1st 3 games of the season (the 1st since Jose Valverde in 2010).
- In 2013, his first full year in the Majors, posted a 6-1 record with a 2.08 ERA (17 ER/73.2 IP) in 58 relief appearances for PIT with 59 strikeouts and 28 walks...Led NL rookie relief pitchers in ERA and wins.
- Ranked 2nd in the Eastern League in 2010 in strikeouts (134) and 4th in ERA (3.09) and finished with the 2nd-highest strikeout total in Altoona history behind Ian Snell's 142 in 2004.
- In 2010, named Eastern League Playoffs Most Valuable Player with Altoona Curve...Was named Eastern League Pitcher of the Week on August 16, 2010, and was a 2x International League Pitcher of the Week in 2012 with the Indianapolis Indians.
- Underwent Tommy John surgery on 6/3/22.

POSTSEASON DOMINANT

Year	Team	Games	ERA	Opp. AVG
2013	PIT	2	3.38	.200
2014	PIT	1	0.00	.500
2015	NYN	1	0.00	.000
2017	CHC	1	0.00	.000
2018	CHC	1	0.00	.000
Totals		6	1.69	.167

LOWEST CAREER ERA AT FENWAY PARK, LIVE BALL ERA (SINCE 1920)

Rk.	Pitcher	Games	ERA
T1.	Will Harris	11	0.00
T1.	Joe Nathan	12	0.00
T1.	Huston Street	10	0.00
4.	Jesús Colomé	10	0.52
5.	Brad Brach	12	0.57
6.	Mychal Givens	14	0.64
7.	Pedro Strop	12	0.71
8.	Liam Hendriks	10	0.77
9.	Garland Braxton	11	1.01
10.	Justin Wilson	11	1.04

min. 10 games

2024 Highlights

- Spent the entire 2024 season with the Reds, posting a 5.59 ERA (29 ER, 46.2 IP) in 60 relief appearances.
- Made his season debut on 3/30 vs. WSH, his 1st big league appearance since 4/23/22 vs. STL (707 days).
- Began the 2024 season signing a minor league contract with the Dodgers on 2/16/2024...Was released on 3/12 and signed with the Reds as a free agent on 3/15.
- Punched out 51 batters with CIN, his most since his 2018 with CHC (69).
- Placed on the 15-Day Injured List with left shoulder tightness on 5/17...Reinstated on 6/2 and returned to the mound on 6/3 at COL.

Justin
Wilson

Justin Wilson, Continued

2024 Timeline

- 🔴 Made his season debut on 3/30 against the Nationals...Was his 1st Major League appearance since 4/23/22 vs. STL (707 days).
- 🔴 On 4/24 vs. PHI, earned his 1st Major League win since 5/8/21 for NYY vs. WSH (1,082 days).
- 🔴 Was removed from the game on 4/30 at SD after being struck by a line drive from José Azocar.
- 🔴 On 5/17 was placed on the 15-Day Injured List (left shoulder tightness)...Was activated on 6/2 and returned to the mound on 6/3 at COL.
- 🔴 On 6/8 vs. CHC, recorded his 1st Major League save since 9/22/19 for NYM at CIN (1,721 days).
- 🔴 From 7/24-8/7, had 1+ strikeout in 6 consecutive games, his longest single-season streak since 9/6-9/22/2019 for NYM (8 games).
- 🔴 In the win on 8/14 vs. STL, he eclipsed the 500.0-inning mark for his career.
- 🔴 Over 20 G from 7/3-8/22, had a 2.45 ERA (5 ER/18.1 IP)...In his final 14 appearances (8/23-9/28) posted a 12.00 ERA (12 ER/9.0 IP).

Personal

- 🔴 Married to his wife Amanda, and the couple has a daughter named Etta and a son named Nash.
- 🔴 Graduated from Buchanan (CA) High School.
- 🔴 Played 3 seasons at Fresno State University and earned the win in the deciding game of the 2008 College World Series vs. Georgia (1 ER/8.0 IP, 9 strikeouts)...Was named to the All-Tournament Team.
- 🔴 Wilson's father, Jim, played in the Red Sox' minor league system from 1977-83, having been selected by Boston in the 1977 January Draft...Justin's grandfather, Bill, played in 224 MLB games with the Chicago White Sox (1950, '53-54), Philadelphia Athletics (1954), and Kansas City Athletics (1955).

Justin Wilson's Career Record

YEAR	CLUB	W-L	ERA	G	GS	SV	IP	H	R	ER	HR	HB	BB	SO	SO/9	WHIP	AVG
2009	Lynchburg (A+)	6-8	4.50	26	26	0	116.0	118	64	58	14	7	55	94	7.29	1.49	.262
2010	Altoona (AA)	11-8	3.09	27	26	0	142.2	109	59	49	4	7	71	134	8.45	1.26	.215
2011	Indianapolis (AAA)	10-8	4.13	30	21	3	124.1	121	68	57	12	4	67	94	6.80	1.51	.254
2012	Indianapolis (AAA)	9-6	3.78	29	25	0	135.2	91	60	57	12	7	66	138	9.15	1.16	.189
	PITTSBURGH	0-0	1.93	8	0	0	4.2	10	1	1	0	0	3	7	13.50	2.79	.455
2013	PITTSBURGH	6-1	2.08	58	0	0	73.2	50	17	17	4	3	28	59	7.21	1.06	.192
2014	PITTSBURGH	3-4	4.20	70	0	0	60.0	49	30	28	4	3	30	61	9.15	1.32	.220
2015	NEW YORK-AL	5-0	3.10	74	0	0	61.0	49	21	21	3	2	20	66	9.74	1.13	.223
2016	DETROIT	4-5	4.14	66	0	1	58.2	61	29	27	6	1	17	65	9.97	1.33	.263
2017	DETROIT	3-4	2.68	42	0	13	40.1	22	12	12	5	0	16	55	12.27	0.94	.157
	CHICAGO-NL	1-0	5.09	23	0	0	17.2	18	11	10	0	1	19	25	12.74	2.09	.254
2018	CHICAGO-NL	4-5	3.46	71	0	0	54.2	45	22	21	5	0	33	69	11.36	1.43	.223
2019	Brooklyn (A)	0-0	0.00	2	1	0	2.0	2	0	0	0	0	1	4	18.00	1.50	.250
	Syracuse (AAA)	0-0	4.50	2	2	0	2.0	3	1	1	0	0	0	4	18.00	1.50	.333
	NEW YORK-NL	4-2	2.54	45	0	4	39.0	33	12	11	4	2	19	44	10.15	1.33	.228
2020	NEW YORK-NL	2-1	3.66	23	0	0	19.2	18	10	8	1	1	9	23	10.53	1.37	.240
2021	Scranton/Wilkes-Barre (AAA) 0-0	0.00	3	0	0	3.0	0	0	0	0	0	0	2	2	6.00	0.67	.000
	NEW YORK-AL	1-1	7.50	21	0	0	18.0	18	17	15	5	1	9	15	7.50	1.50	.250
	CINCINNATI	0-0	2.81	21	0	0	16.0	14	5	5	1	0	7	14	7.88	1.31	.237
2022	CINCINNATI	0-1	2.45	5	0	0	3.2	3	1	1	0	0	0	7	17.18	0.82	.231
2023	ACL Brewers (R)	0-0	3.00	3	0	0	3.0	2	1	1	1	0	0	6	18.00	0.67	.182
	Nashville (AAA)	1-0	1.42	7	0	0	6.1	7	1	1	1	0	1	6	8.53	1.26	.280
2024	CINCINNATI	1-5	5.59	60	0	2	46.2	55	30	29	10	2	13	51	9.84	1.46	.286
Major League Totals		34-29	3.61	587	0	20	513.2	445	218	206	48	16	223	561	9.83	1.30	.231
Minor League Totals		37-30	3.77	129	101	3	535.0	453	254	224	44	25	263	482	8.11	1.34	.229

TRANSACTIONS: Drafted by the Los Angeles Dodgers in the 37th round of the 2005 First-Year Player Draft, 6/7/05 (did not sign); Signed by the Pittsburgh Pirates in the 5th round of the 2008 First-Year Player Draft, 6/5/08; Acquired by the New York Yankee in exchange for Francisco Cervelli, 11/12/14; Acquired by the Detroit Tigers in exchange for Luis Cessa and Chad Green, 12/9/15; Acquired by the Chicago Cubs along with Alex Avila in exchange for Jeimer Candelario, Isaac Paredes, and cash considerations, 7/31/17; Signed by the New York Mets as a free agent, 1/28/19; Signed by the New York Yankees as a free agent, 2/23/21; Acquired by the Cincinnati Reds for a PTBNL, 7/28/21 (Reds sent Jason Parker on 8/30/21) to the Yankees to complete the trade; Signed by the Milwaukee Brewers as a free agent, 2/18/23; Signed by the Los Angeles Dodgers as a free agent, 2/16/24; Signed by the Cincinnati Reds as a free agent, 3/15/24; Signed by the Boston Red Sox as a free agent, 11/14/24; **INJURED LIST:** left elbow soreness, 4/22-5/6/2019; left elbow soreness, 5/11-7/2/19; left shoulder inflammation, 3/31-4/9/21; left hamstring strain, 5/29-6/30/21; Tommy John surgery, 4/27-11/6/22; recovery from Tommy John surgery, 3/29-6/28/23, left lat strain 7/29-11/2/23; left shoulder tightness, 5/17-6/2/24.

Postseason Record

W-L	ERA	G	GS	SV	IP	H	R	ER	HR	HB	BB	SO	SO/9	WHIP	AVG
0-0	1.69	6	0	0	5.1	3	1	1	0	0	3	4	6.75	1.13	.167

Wild Card Record

YEAR	CLUB	W-L	ERA	G	GS	SV	IP	H	R	ER	HR	HB	BB	SO	SO/9	WHIP	AVG
2014	PIT vs. SF	0-0	0.00	1	0	0	0.1	1	0	0	0	0	1	1	27.00	6.00	.500
2015	NYG vs. HOU	0-0	0.00	1	0	0	1.1	0	0	0	0	0	1	0	0.00	0.75	.000
2018	CHC vs. COL	0-0	0.00	1	0	0	0.1	0	0	0	0	0	0	0	0.00	0.00	.000
Wild Card Totals		0-0	0.00	3	0	0	2.0	1	0	0	0	0	2	1	4.50	1.50	.167

Division Series Record

YEAR	CLUB	W-L	ERA	G	GS	SV	IP	H	R	ER	HR	HB	BB	SO	SO/9	WHIP	AVG
2013	PIT vs. STL	0-0	3.38	2	0	0	2.2	2	1	1	0	0	1	3	10.13	1.13	.200
2017	CHC vs. WSH	0-0	0.00	1	0	0	0.2	0	0	0	0	0	0	0	0.00	0.00	.000
DS Totals		0-0	2.70	3	0	0	3.1	2	1	1	0	0	1	3	8.10	0.90	.167

Career Single-Game Highs

INNINGS: 3.1, 4/15/13 vs. STL; **STRIKEOUTS:** 4, 4x, last 6/2/18 at NYM; **HITS:** 4, 8x, last 5/7/24 vs. ARI; **RUNS:** 5, 7/3/21 vs. NYM; **WALKS:** 3, 7x, last 7/29/20 vs. BOS; **HOME RUNS:** 2, 2x, last 5/7/24 vs. ARI; **SCORELESS INNINGS STREAK:** 13.1, 5/26-6/27/15; **EJECTIONS (1)**

Major League Firsts

APPEARANCE: 8/20/12 at SD (1.0 IP, entered to start the 8th inning); **STRIKEOUT:** 8/20/12 at SD (Yonder Alonso, looking); **WIN:** 4/18/13 vs. ATL (1.1 IP); **SAVE:** 7/27/16 at BOS (1.0 IP)

25 JOSH WINCKOWSKI

RHP



Bats: Right • **Throws:** Right • **Height:** 6-4 • **Weight:** 225

Opening Day Age: 26 • **MLB Service:** 2 years, 45 days

Born: 6/28/1998 in Toledo, OH

Acquired: From the New York Mets in a 3-team trade that also involved the Kansas City Royals on 2/10/2021

Contract Status: Signed through 2025

Career Highlights

Is in his 10th professional season, his 5th in the Red Sox organization.

Selected by the Blue Jays in the 15th round of the 2016 June Draft and spent 2016-20 in the TOR system.

Was traded twice in a span of 15 days in 2021, from TOR to NYM on 1/27/21 and from NYM to BOS on 2/10/21.

Added to the Sox' 40-man roster on 11/19/21... Made his MLB debut in 2022 with BOS, then made the Red Sox' Opening Day roster in 2023 and 2024.

Pitched in 40 games (6 starts) over 3 stints with Boston in 2024, as well as 7 games (6 starts) for Triple-A Worcester... In his 6 MLB starts, went 1-0 with a 2.42 ERA (6 ER/22.1 IP) and 1.03 WHIP (see box on right).

In 2023, led the Red Sox in appearances (60) and ranked 3rd in MLB in relief innings (83.1).

Among MLB pitchers with at least 80.0 IP in 2023, ranked 9th in ERA (2.88).

Led 2022 Red Sox rookies in starts (14)...Became the 5th rookie since 2000 to make 14+ starts for the Sox, joining Eduardo Rodriguez (21 in 2015), Clay Buchholz (15 in 2008), Daisuke Matsuzaka (32 in 2007), and Jon Lester (15 in 2006).

From 6/15-7/2/22, became the 1st Sox rookie in franchise history to allow 2 runs or fewer and issue 1 or 0 BB over 5.0+ IP in 4 consecutive outings...It was just the 24th occurrence by any pitcher in club history.

Minor League Career Highlights

Entered 2022 ranked by *Baseball America* as the Red Sox' No. 9 prospect.

Recorded a 3.27 ERA and allowed 0.61 HR/9.0 IP in 73 minor league appearances (70 starts) from 2018-22 (368.1 IP, 134 ER, 25 HR).

Named 2018 Northwest League Pitcher of the Year after posting a 2.78 ERA in 13 starts with Short-A Vancouver.

Named a 2018 post-season All-Star (Northwest League) and 2019 mid-season All-Star (Midwest League)...Started the 2019 Midwest League All-Star game for the East team; retired all 3 batters faced on only 10 pitches.

Has earned MiLB Pitcher of the Week honors 3 times: 7/30-8/5/18 (Northwest League), 8/13-19/18 (Northwest League), and 5/24-30/21 (Double-A East).

MOST RELIEF INNINGS PITCHED IN THE AL, 2023-2024

Rk.	Player (Team)	IP
1.	Tyler Holton (DET)	161.2
2.	Bryan Abreu (HOU)	150.1
3.	Emmanuel Clase (CLE)	147.0
4.	Kevin Kelly (TB)	137.2
5.	Josh Winckowski (BOS)	137.0

WINCKOWSKI'S MAJOR LEAGUE STARTS IN 2024

Game	Stats
4/21 at PIT	3.1 IP, 1 R, 3 H
4/27 vs. CHC	3.0 IP, 0 R, 3 H
5/2 vs. SF	4.1 IP, 1 R, 2 H
6/30 vs. SD	5.0 IP, 0 R, 4 H
7/6 at NYG	3.2 IP, 3 R, 5 H
8/10 vs. HOU	3.0 IP, 1 R, 2 H

2024 Highlights

Completed his 3rd MLB season...Made 40+ appearances for the 2nd consecutive year.

Split the season between BOS (40 G/6 GS) and Triple-A Worcester (7 G/6 GS).

In his 6 MLB starts, went 1-0 with a 2.42 ERA (6 ER/22.1 IP) and 1.03 WHIP...As a reliever, posted a 4.86 ERA, 1.57 WHIP, and .283 opponent AVG in 53.2 IP.

Threw 2.0+ innings in 11 of his 34 relief appearances (3.0+ IP in 5 of them).

Ranked in MLB's 90th percentile in ground ball rate (52.4%), and 80th in barrel rate (6.1%).

Opponents hit .167 vs. his slider (6-for-36, 2 2B, 9 SO).

Also went 3-2 with a 2.87 ERA (10 ER/31.1 IP) and 29 SO in his 7 appearances with Worcester...Allowed 2 or fewer ER in 6 of those games (1 or 0 ER in 4 of them).

In his 12 starts combined between Worcester and BOS, went 4-1 with a 2.63 ERA (15 ER/51.1 IP).

2024 Timeline

🔴 2024 Spring Training: 7 G, 4.96 ERA (9 ER/16.1 IP), 10 SO, 4 BB, 17 H, 0 HR.

🔴 Made his 2nd Opening Day roster (also 2023).

🔴 Tossed 2.0 scoreless innings in his season debut on 3/29 at SEA, then went 2.0 innings without allowing a hit or run in his 2nd outing on 4/2 at OAK.

🔴 Joined Garret Whitlock (2021) as the only Red Sox in the past 30 years to record consecutive scoreless relief outings of at least 2.0 innings to begin the season, within the team's first 10 games...The last Red Sox prior to Whitlock to do so was Paul Quantrill in 1993.

🔴 Made his 1st start of the year on 4/21 at PIT, just his 2nd start since the beginning of 2023 (also 8/20/23 at NYY)...Also started on 4/27 vs. CHC and 5/2 vs. SF...Posted a 1.69 ERA (2 ER/10.2 IP) over those 3 starts.

🔴 Was optioned to Triple-A Worcester on 5/11 (post-game)...His first appearance with the WooSox was in relief, but his next 6 were all starts.

🔴 In 7 combined outings (5 starts) in June between Worcester (4 GS) and BOS (3 G/1 GS), went 4-1 with a 2.14 ERA (8 ER/33.2 IP) and 18 SO...Recorded back-to-back quality starts on 6/13 at Buffalo and 6/19 vs. Columbus (12.0 IP, 1 ER).

🔴 Was recalled from Worcester on 6/24.

🔴 On 6/25 vs. TOR, pitched a season-high 6.0 innings in a relief outing, the 2nd longest appearance of his career (6.2 IP on 6/20/22 vs. DET)...Entered to start the 4th inning and allowed 2 runs, but held TOR scoreless throughout the rest of the game and struck out a career-high 8 batters (6 H, BB).

🔴 Was optioned to Worcester on 8/26 (post-game) but then recalled the next day...Remained with BOS for the rest of the season.

🔴 Went 3.0 scoreless innings in his next outing on 9/2 at NYM (H, BB, 4 SO).

🔴 Earned his 1st save of the season on 9/6 vs. CWS, pitching a perfect 9th inning...Earned another save in his next outing on 9/9 vs BAL, pitching the final 3.0 innings (2 H, R, BB, 3 SO).

FIRST TIME FOR EVERYTHING

From 6/15-7/2 in 2022, Josh became the first Red Sox rookie in franchise history to allow 2 runs or fewer and issue 1 or 0 BB over 5.0+ IP in 4 consecutive outings.

Game	Stats
6/15/22 vs. OAK	5.0 IP, 0 R, 1 BB
6/20/22 vs. DET	6.2 IP, 2 R, 1 BB
6/25/22 at CLE	5.1 IP, 2 R, 1 BB
7/2/22 at CHC	6.0 IP, 2 R/1 ER, 1 BB
Totals:	3-1, 1.96 ERA

MOST STARTS OF 5.0+ INNINGS AND 2 RUNS OR FEWER, RED SOX ROOKIES IN A SINGLE SEASON SINCE 2000

Pitcher	Season	Starts
Daisuke Matsuzaka	2007	17
Eduardo Rodriguez	2015	14
Tomo Ohka	2000	9
Jon Lester	2006	7
Josh Winckowski	2022	6
Henry Owens	2015	6

MOST RELIEF INNINGS IN 2023

Rk.	Pitcher (Team)	Inn.
T1.	Jake Bird (COL)	84.1
T1.	Tyler Holton (DET)	84.1
3.	Josh Winckowski (BOS)	83.1

MOST RELIEF APPEARANCES WITH AT LEAST 2.0 IP IN 2023

Rk.	Pitcher (Team)	G
1.	Michael Tonkin (ATL)	24
T2.	Jakob Junis (SF)	20
T2.	Tristan Beck (SF)	20
4.	Tyler Holton (DET)	19
T5.	Josh Winckowski (BOS)	18
T5.	Mason Englert (DET)	18

WORKHORSE

Josh was the 1st Red Sox pitcher to toss 80.0+ innings in relief and finish among MLB's top 10 in the category since 2012, the 5th since 2000:

Pitcher	Year	Inn.	Rank
Josh Winckowski	2023	83.1	3rd
Alfredo Aceves	2012	84.0	4th
Alfredo Aceves	2011	93.0	1st
Mike Timlin	2005	80.1	10th
Derek Lowe	2000	91.1	T-4th

Josh Winckowski, Continued

Personal

- 🔥 Grew up in Fort Myers, FL, home of the Red Sox' Spring Training site...Attended Red Sox and Twins Spring Training games as a teenager.
- 🔥 One of his favorite hobbies is playing video games.
- 🔥 Graduated in 2016 from Estero (FL) High School... Transferred from Cypress Lake High School as a junior.

In the Community

- 🔥 Took part in the Red Sox Holiday Caravan in December 2022, visiting children at Shriner's Children's Boston, Mass General Hospital for Children, and The BASE, a Roxbury based community organization that utilizes sports in a way to engage youth in a positive, success-driven culture by providing athletic training, coaching, competition, and academic support.
- 🔥 Attended Red Sox Winter Weekend in January 2024, signing autographs and posing for pictures with fans.

Josh Winckowski's Career Record

YEAR	CLUB	W-L	ERA	G	GS	SV	IP	H	R	ER	HR	HB	BB	SO	SO/9	WHIP	AVG
2016	GCL Blue Jays (R)	2-2	4.61	5	3	0	13.2	16	9	7	2	0	4	13	8.56	1.46	.281
2017	GCL Blue Jays (R)	2-2	5.33	12	11	0	54.0	61	41	32	8	2	24	45	7.50	1.57	.282
2018	Vancouver (A-)	4-5	2.78	13	13	0	68.0	68	27	21	2	6	15	71	9.40	1.22	.255
2019	Lansing (A)	6-3	2.32	13	13	0	73.2	62	20	19	3	3	26	71	8.67	1.19	.230
	Dunedin (A+)	4-5	3.19	11	10	1	53.2	48	24	19	5	2	17	37	6.20	1.21	.232
2020		Did Not Play															
2021	Portland (AA)	8-3	4.14	21	20	0	100.0	100	54	46	10	2	30	88	7.92	1.30	.253
	Worcester (AAA)	1-1	2.25	2	2	0	12.0	5	3	3	1	1	3	13	9.75	0.67	.122
2022	Worcester (AAA)	2-4	3.82	13	12	0	61.1	57	38	26	4	1	18	62	9.10	1.22	.244
	BOSTON	5-7	5.89	15	14	0	70.1	85	47	46	10	2	27	44	5.63	1.59	.300
2023	BOSTON	4-4	2.88	60	1	3	84.1	89	34	27	9	3	31	82	8.75	1.42	.267
2024	BOSTON	4-2	4.14	40	6	2	76.0	81	44	35	10	4	26	60	7.11	1.41	.272
	Worcester (AAA)	3-2	2.87	7	6	0	31.1	33	16	10	1	1	6	29	8.33	1.24	.254
Major League Totals		13-13	4.21	115	21	5	230.2	255	125	108	29	9	84	186	7.26	1.47	.279
Minor League Totals		32-27	3.52	97	90	1	467.2	450	232	183	36	18	143	429	8.26	1.27	.248

TRANSACTIONS: Signed by the Toronto Blue Jays as a 15th-round selection in the 2016 June Draft; Acquired by the New York Mets with RHPs Sean Reid-Foley and Yennsy Diaz in exchange for LHP Steven Matz, 1/27/2021; Acquired by the Boston Red Sox with a player to be named later (OF Freddy Valdez) in a trade that also sent OF Andrew Benintendi and cash considerations to the Kansas City Royals in exchange for OF Franchy Cordero and 2 players to be named later (RHPs Luis De La Rosa and Grant Gambrell), 2/10/2021; **INJURED LIST:** COVID-19 Related Injured List, 7/14-25/2022;

Career Single-Game Highs

INNINGS: 6.2, 6/20/22 vs. DET; **STRIKEOUTS:** 8, 6/25/24 vs. TOR; **HITS:** 9, 4/9/24 vs. BAL; **RUNS:** 6, 4x, last 8/23/24 vs. ARI; **WALKS:** 5, 7/7/22 vs. NYY; **HOME RUNS:** 3, 6/24/23 at CWS; **SCORELESS INNINGS STREAK:** 11.0, 6/25-30/24; **EJECTIONS (0)**

Major League Firsts

APPEARANCE: 5/28/22 vs. BAL-G2 (start, 3.0 IP); **STRIKEOUT:** 5/28/22 vs. BAL-G2 (Roughed Odor, swinging); **WIN:** 6/15/22 vs. OAK (5.0 IP); **SAVE:** 5/2/23 vs. TOR (1.0 IP)

12 CONNOR WONG

CATCHER

Bats: Right • **Throws:** Right • **Height:** 6-1 • **Weight:** 200

Opening Day Age: 28 • **MLB Service:** 2 years, 79 days

Born: 5/19/1996 in Houston, TX

Acquired: From the Los Angeles Dodgers
in a 5-player trade on 2/10/2020

Contract Status: Signed through 2025



The Rundown

- Is in his 9th professional season, his 5th in the Red Sox organization.
- Selected by LAD in the 3rd round of the 2017 June Draft.
- Added to the Red Sox' 40-man roster on 11/20/20 and made his MLB debut in 2021.
- Made his 1st career Opening Day roster in 2023 and started 105 games as the catcher...Made 99 starts as the catcher in 2024 while making 7 as the DH, 6 at 1B, and 1 at 2B.
- In 2024, set career highs in hits (125), HR (13), XBH (38), RBI (52), and walks (28).
- Was named 2023 Red Sox Heart & Hustle Award winner by the Boston Baseball Writers.
- In the majors, has a 4.25 catcher ERA (940 ER/1,991.1 IP).
- Tied J.T. Realmuto for the fastest sprint speed among catchers in 2024 (28.4 feet/second).
- In his professional career, has made 497 starts at catcher, 25 at 2B, and 8 at 3B, and 6 at 1B...In MLB, has made 224 of his 238 starts as the catcher, 7 as the DH, 6 at 1B, and 1 at 2B...Also played 1.0 inning at 3B.

Additional Career Highlights

- In 2023, ranked T-4th in MLB with 5 runners caught above average and was 4th in the AL with 18 runners caught stealing (18-for-86, 21.0%).
- Began 2023 ranked by *Baseball America* as the Sox' No. 20 prospect and as the Sox' best defensive catcher...Also ranked by *Baseball America* as one of his organization's top 30 prospects in each season from 2018-22.
- Named Triple-A Worcester's 2022 team MVP, batting .288 (93-for-323) with 20 2B, 15 HR, and 44 RBI over 81 games...Made 53 starts at catcher, 26 at DH, and 1 at 2B.
- Recognized by the Red Sox as the organization's Minor League Defensive Player of the Month for May 2022 and Hitter of the Month for August 2022.
- Named the International League's Player of the Month for August 2022, batting .368 (25-for-68) with 9 HR, 22 RBI, and a 1.249 OPS in 16 games.
- Made his MLB debut in 2021, appearing in 6 games (3 starts) over 6 stints with BOS...In his 3 starts (all at catcher), Sox pitchers allowed a total of 7 ER in 26.0 IP (2.42 ERA).
- Recalled by BOS on 6/22/21 and made his debut that day at TB...Pinch ran in the 11th inning and scored a run in a 9-5 win (see table on next page).
- Made his 1st career start on 6/26/21 vs. NYY...Recorded a hit in his 1st career PA that day, a single off Jordan Montgomery with 2 outs in the 2nd inning.

WONG'S RANKINGS AMONG 2024 CATCHERS (MIN. 50% OF GAMES PLAYED AT CATCHER)

Stat	AL	MLB
125 hits	4th	5th
24 doubles	3rd	T-5th
38 XBH	T-7th	T-10th
8 steals	1st	2nd
.280 AVG	2nd	3rd
.758 OPS	3rd	7th

*Min. 400 PA

SOPHOMORE BUMP

Stat	2023	2024
Games	126	126
AVG	.235	.280
OBP	.288	.333
SLG	.385	.425
OPS	.673	.758
HR	9	13
RBI	36	52
Strikeout %	33.3	23.4
wRC+	78	110

- Doubled off Shohei Ohtani for his 1st career XBH on 7/6/21 at LAA.
- Split the 2020 season between the Red Sox' Alternate Training Site and the Taxi Squad after attending Spring Training as a non-roster invitee.
- Selected as a California League mid-season All-Star in 2018 and 2019...Started at catcher in the 2018 ASG and participated in the 2019 Home Run Derby.
- Named an MiLB.com Organization All-Star in 2018 and 2019.
- In 2019 between High-A Rancho Cucamonga (71 G) and Double-A Tulsa (40 G), hit .281 (119-for-423) with an .878 OPS, 24 HR, 82 RBI, 24 2B, and 7 3B.
- Named Texas League Player of the Week for 8/26-9/2/19.
- Named MiLB.com Player of the Month for August 2019.
- Hit .512 (22-for-43) with 4 HR during an 11-game hitting streak with Tulsa from 8/16-27/19...Collected 3 hits in 6 of 7 games from 8/24-31, including in 4 straight from 8/24-27.
- Hit safely in each of Tulsa's 10 playoff games in 2019, batting .417 (15-for-37) with 3 HR and 11 RBI...Recorded an RBI in each of his first 3 playoff games...Had multiple RBI in 3 straight Finals games vs. Amarillo (3, 2, 2).

Connor Wong, Continued

2024 Highlights

🔥 In 126 games, hit .280 with a .758 OPS (125-for-447, 24 2B, 3B, 13 HR, 52 RBI, 28 BB, 8 SB).

🔥 Set career highs in hits (125), HR (13), XBH (38), RBI (52), and walks (28).

🔥 Is the first Red Sox player ever to play at least 5 games at each of catcher, 1B, and 2B in a season...Played 106 games/99 starts at catcher, 9 G/7 GS as the DH, 14 G/6 GS at 1B, and 6 G/1 GS at 2B...Also played 2.0 innings in LF.

🔥 Ranked T-10th in MLB with a 1.94-second pop time to 2nd base (min. 30 stolen base attempts)...Threw out 16 of 76 runners attempting to steal (21.1%).

🔥 Ranked in MLB's 79th percentile in sprint speed (28.4 feet per second), tied for fastest among MLB catchers... Also ranked in the 88th percentile in baserunning run value (2)...His 8 stolen bases were the 2nd-most in MLB among catchers, behind only William Contreras (9).

🔥 Ranked 3rd among MLB catchers in AVG (.280) (min. 300 PA)...Recorded a .307 AVG/.810 OPS before the All-Star break (75-for-244, 8 HR) and a .246 AVG/.696 OPS after the break (50-for-203, 5 HR)...His .307 AVG prior to the break was 10th best in MLB (min. 250 PA).

HIGHEST SPRINT SPEED AMONG QUALIFIED CATCHERS IN 2024

Rk.	Player (Team)	Ft./Sec.
T1.	Connor Wong (BOS)	28.4
T1.	J.T. Realmuto (PHI)	28.4
3.	Drew Millas (WSH)	28.3

LONGEST HITTING STREAKS BY A CATCHER, RED SOX HISTORY

Rk.	Player (Year)	Games
1.	Victor Martinez (2009)	25
2.	Carlton Fisk (1976)	18
T3.	Connor Wong (2024)	17
	Carlton Fisk (1975-76)	17
T5.	Jason Varitek (2002)	16
	Carlton Fisk (1977)	16
	Wally Schang (1919)	16

RED SOX CATCHERS TO HIT MULTIPLE HR AND CATCH IN A SHUTOUT VICTORY

Player	HR	Date	Score
Jason Varitek	2	5/9/99 vs. NYY	6-0
Connor Wong	2	4/24/24 at CLE	8-0

AL/NL PLAYERS SINCE 1908 TO PLAY AT LEAST 5 GAMES AT EACH OF THE C, 1B & 2B POSITIONS IN A SEASON

Player (Team)	Season
Connor Wong (BOS)	2024
Kyle Farmer (CIN)	2019
Austin Nola (SEA)	2019
Scott Hemond (OAK)	1994
Dave Roberts (TEX)	1979
Tom Satriano (CAL)	1967
Bobby Hofman (NYG)	1955

2024 Timeline

🔥 Spring Training: 16 G, .341 AVG (14-for-41), 1.020 OPS, 2 HR, 8 RBI.

🔥 Made his 2nd Opening Day roster (also 2023)...Was the Sox' Opening Day starting catcher on 3/28 at SEA, going 2-for-4 with an RBI.

🔥 Hit his 1st career pinch-hit HR on 4/11 vs. BAL in the 8th inning, a solo HR to tie the game, 3-3...Was his 2nd career game-tying or go-ahead HR in the 8th inning or later (also 5/2/23 vs. TOR).

🔥 Homered on 4/16 and 4/17 vs. CLE...Was his 3rd HR in 5 games and his 2nd career streak of HR in back-to-back games (also 4/30-5/2/23).

🔥 Hit 2 HR and set a career high by reaching base 5 times on 4/24 at CLE (4-for-4, HBP)...BOS won the game 8-0...The only other catcher in Red Sox history to hit 2 HR and catch a shutout in the same game was Jason Varitek on 5/19/99 vs. NYY (W 6-0).

🔥 On 5/1, had a season AVG of .366 (26-for-71), 2nd best in MLB behind Mookie Betts (.377) (min. 50 PA)...His .620 SLG on that date was 4th best in the league, and his 1.007 OPS ranked 8th.

🔥 His .329 AVG through 6/1 ranked 4th in MLB (min. 150 PA).

🔥 Recorded a career-long 17-game hit streak from 6/6-7/3 (.333 AVG, .875 OPS), tied for 3rd longest by a catcher in Red Sox history (see box on next page).

🔥 Through 6/16, led MLB in AVG (.333) and ranked 6th in OBP (.398) (min. 200 PA).

🔥 Recorded 9 RBI in a 7-game span from 6/15-28.

🔥 Was placed on Paternity Leave on 6/24...Returned on 6/27.

🔥 On the day his 17-game hitting streak ended (7/4), it was MLB's longest active streak at that point.

🔥 In an 8-game span from 9/7-15, 8 of his 11 hits went for extra bases (7 2B, HR)...Hit .367 with a 1.106 OPS during that stretch (11-for-30).

🔥 Went 13-for-37 (.351) in 10 games from 9/4-15, after batting .158 (6-for-38) over his previous 12 games from 8/17-9/2.

🔥 In his remaining 10 games (beginning 9/17), hit .182 (6-for-33) with a .462 OPS.

Personal

- Full name is Connor Sun-Han Wong.
- Graduated from Pearland (TX) High School.
- Played baseball at the University of Houston from 2015-17...Was a 3-year starter...Named to the All-American Conference First Team in 2016 as a utility player, and to the Second Team in 2017 as a catcher.
- Played for Yarmouth-Dennis (2015) and Bourne (2016) of the Cape Cod Baseball League.
- His father, Matt Maysey, was a right-handed pitcher in the SD (1985-90), MTL (1991-92), MIL (1993), and PIT (1994-95) systems...Made 23 relief appearances between the Expos (1992) and Brewers (1993).

In the Community

- Attended Red Sox Winter Weekend in January 2024, signing autographs and posing for pictures with fans.
- Attended Red Sox Fenway Fest in January 2025, signing autographs and posing for pictures with fans.

HELPING IN A PINCH

Connor was recalled by BOS on 6/22/21 and made his MLB debut that day at TB. He pinch ran in the 11th inning and scored a run in a 9-5 win, becoming the 1st AL player to pinch run in extra innings and score in his MLB debut since Cal Ripken Jr. on 8/10/81 (source: STATS).



Connor Wong

Connor Wong's Career Record

YEAR	CLUB	AVG	G	AB	R	H	2B	3B	HR	RBI	SH	HB	BB	SO	SB	CS	OBP	SLG	OPS
2017	AZL Dodgers (R)	.000	1	1	0	0	0	0	0	0	0	0	0	1	0	0	.000	.000	.000
	Great Lakes (A)	.278	27	97	19	27	6	0	5	18	0	2	7	26	1	1	.336	.495	.831
2018	Rancho Cucamonga (A+)	.269	102	383	64	103	20	2	19	60	0	10	38	138	6	2	.350	.480	.831
2019	Rancho Cucamonga (A+)	.245	71	274	39	67	15	6	15	51	1	4	21	93	9	2	.306	.507	.813
	Tulsa (AA)	.349	40	149	17	52	9	1	9	31	0	1	11	50	2	1	.393	.604	.997
2020	Did Not Play																		
2021	Worcester (AAA)	.256	50	199	22	51	13	0	8	26	0	0	9	58	7	1	.288	.442	.731
	BOSTON	.308	6	13	3	4	1	1	0	1	0	0	1	7	0	0	.357	.538	.896
2022	Worcester (AAA)	.288	81	323	47	93	20	0	15	44	0	4	27	80	7	3	.349	.489	.838
	BOSTON	.188	27	48	8	9	3	0	1	7	1	1	5	16	0	0	.273	.313	.586
2023	BOSTON	.235	126	371	55	87	25	2	9	36	3	6	22	134	8	2	.288	.385	.673
2024	BOSTON	.280	126	447	54	125	24	1	13	52	1	9	28	114	8	7	.333	.425	.758
Major League Totals		.256	285	879	120	225	53	4	23	96	5	16	56	271	16	9	.311	.404	.715
Minor League Totals		.276	372	1426	208	393	83	9	71	230	1	21	113	446	32	10	.337	.496	.833

TRANSACTIONS: Signed by the Los Angeles Dodgers as a 3rd-round selection in the 2017 June Draft (signed by Clint Bowers); Acquired by the Boston Red Sox with OF Alex Verdugo and INF Jeter Downs in exchange for OF Mookie Betts, LHP David Price, and cash, 2/10/2020; **INJURED LIST:** None

Career Fielding Record

POS	PCT.	G	GS	PO	A	E	TC	DP	CCS	SB	CCS%	PB	PKO	INN
C	.992	252	224	1930	94	17	2041	10	38	146	20.7	11	1	1991.1
1B	.967	14	6	53	5	2	60	5						
2B	1.000	12	1	4	4	0	8	0						
3B	.000	1	0	0	0	0	0	0						
OF	.000	1	0	0	0	0	0	0						

Career Single-Game Highs

HITS: 4, 5x, last 8/2/24 at TEX; **DOUBLES:** 2, 4x, last 9/15/24 at NYY; **HOME RUNS:** 2, 2x, last 4/24/24 at CLE; **RBI:** 3, 5x, last 8/13/24 vs. TEX; **RUNS SCORED:** 4, 8/24/23 at HOU; **WALKS:** 3, 2x, last 7/21/24 at LAD; **STRIKEOUTS:** 4, 2x, last 6/23/23 at CWS; **STOLEN BASES:** 1, 16x, last 9/23/24 at TOR; **HITTING STREAK:** 17, 6/6-7/3/24; **EJECTIONS:** (0)

Home Run Notes

MULTI-HOME RUN GAMES (2); 2-HOME RUN GAMES (2): 5/2/23 vs. TOR; 4/24/24 at CLE; **LEADOFF (0); GRAND SLAMS (0); PINCH-HIT (1):** 4/11/24 vs. BAL; **EXTRA-INNING (0); GAME-ENDING (0); INSIDE-THE-PARK (0)**

Major League Firsts

GAME: 6/22/21 at TB (entered in 11th inning as pinch-hitter); **HIT:** 6/26/21 vs. NYY off Jordan Montgomery (single, 2nd inning); **HOME RUN:** 9/2/22 vs. TEX off A.J. Alexy (2-run, 7th inning); **GAME-ENDING RBI:** N/A

7 MASATAKA YOSHIDA OF

Bats: Left • **Throws:** Right • **Height:** 5-8 • **Weight:** 190

Opening Day Age: 31 • **MLB Service:** 2 years

Born: 7/15/1993 in Fukui, Japan

Acquired: Signed as a free agent on 12/15/2022

Contract Status: Signed through 2027



The Rundown

- Is in his 10th professional season, his 3rd in MLB.
- Made his MLB debut in 2023 after playing in 762 games over 7 seasons (2016-22) with the Orix Buffaloes of Japan's Nippon Professional Baseball.
- Was a 4-time NPB All-Star (2018-19, '21-22)...Led NPB in AVG in 2020 (.350) and 2021 (.339)...Also led the Pacific League in both OBP and OPS in 2021 (.429/.992) and 2022 (.447/1.008).
- In consecutive calendar years, won an Olympic Gold Medal (2021), the Japan Series championship (2022), and the World Baseball Classic title (2023) (see box on right).
- Is the only position player born in Japan to play a full season with the Red Sox...The only other position player born in Japan to appear in a game for the Red Sox is Dave Roberts (August-October 2004) (see box on right).
- Played in 108 games for BOS in 2024, with all 98 of his starts coming as the DH...Also played 1.0 inning in LF...In 2023, made 84 starts in LF and 49 as the DH.
- Underwent a successful right shoulder labral repair on 10/3/24, performed by Dr. Evan O'Donnell at Massachusetts General Hospital.
- In 2024, missed 37 games on the IL with a thumb injury.
- Finished 6th in 2023 AL Rookie of the Year voting after leading AL rookies in hits (155), doubles (33), and AVG (.289).
- In 119 career games at Fenway Park, has hit .300 with a .360 OBP and .814 OPS (132-for-440, 34 2B, 2 3B, 10 HR).

Additional Career Highlights

- Finished 6th in 2023 AL Rookie of the Year voting after leading AL rookies in hits (155), doubles (33), and AVG (.289).
- Led the Red Sox and ranked T-11th in the majors in 2023 with 50 multi-hit games, the most by a BOS rookie since Nomar Garciaparra in 1997 (68).
- Named AL Player of the Week for 5/1-7/23, batting .480 with a .519 OBP, .800 SLG, 1.319 OPS, and 0 SO during the week (12-for-25, 7 R, 2 2B, 2 HR, 8 RBI, BB, HBP).
- Recorded multiple hits in 8 consecutive games from 6/30-7/14/23, the longest streak ever by a player born in Japan (see box on page 172).
- Helped Japan win the 2023 World Baseball Classic title...Named to the All-World Baseball Classic Team.
- Recorded 162-game averages of 28 HR and 99 RBI in Japan...In each season from 2018-22, he hit at least .320 with an OBP above .400 and a SLG above .500...Raised or matched his OPS from each season to the next: .854, .928, .956, .956, .966, .992, 1.008.
- Recorded more walks than strikeouts in each of the 4 seasons from 2019-22 (289 BB and 160 SO in that time).

CHAMPIONSHIP CALIBER

Yoshida helped Japan win a Gold Medal at the **Tokyo 2020 Olympic Games**. He went 7-for-20 (.350), including 2-for-4 in the championship game vs. USA.

Yoshida hit 2 HR in Game 5 of the **2022 Japan Series**, including a 2-run, walk-off homer that tied the series against the Tokyo Yakult Swallows. Orix went on to win its first championship since 1996.

In the **2023 World Baseball Classic** semifinals against Mexico, Yoshida tied the score at 3-3 in the 7th inning with a 2-out, 3-run HR, and also threw out a runner at home in a 6-5 victory. Japan went on to win the tournament, defeating USA in the finals. He was named to the All-WBC Team after setting a tournament record with 13 RBI in only 7 games.

BORN IN JAPAN AND PLAYED FOR THE RED SOX

Name	Pos.	Years
Tomo Ohka	RHP	1999-2001
Hideo Nomo	RHP	2001
Dave Roberts	OF	2004
Daisuke Matsuzaka	RHP	2007-12
Hideki Okajima	LHP	2007-11
Takashi Saito	RHP	2009
Junichi Tazawa	RHP	2009, '11-16
Koji Uehara	RHP	2013-16
Hirokazu Sawamura	RHP	2021-22
Masataka Yoshida	OF	2023-24
Naoyuki Uwasawa	RHP	2024

MOST HITS IN DEBUT MLB SEASON (PLAYERS BORN IN JAPAN)

Rk.	Player (Club)	Year	H
1.	Ichiro Suzuki (SEA)	2001	242
2.	Hideki Matsui (NYY)	2003	179
3.	Masataka Yoshida (BOS)	2023	155

2024 Highlights

- 🔥 Played in 108 games for BOS, with all 98 of his starts coming as the DH...Also played 1.0 inning in LF.
- 🔥 Missed 37 games on the Injured List with a thumb injury.
- 🔥 Led the Red Sox in strikeout rate (12.4%) and ranked 3rd in AVG (.280) and OBP (.349).
- 🔥 His strikeout rate of 12.4% ranked 8th in MLB (min. 400 PA)...With RISP, struck out only 9 times in 108 PA (8.3%), MLB's 5th-lowest rate (min. 100 PA with RISP).
- 🔥 With runners on, hit .329 with a .939 OPS (51-for-155, 8 HR) and as many walks (14) as strikeouts (14)...With 2 outs and RISP, recorded a .439 AVG/1.174 OPS (18-for-41, 8 BB, 6 SO)...Was 5-for-9 with the bases loaded (11 RBI, 0 SO).
- 🔥 8 of his 10 HR came with at least 1 runner on base...7 of his HR came in the 6th inning or later...Only 2 of his HR came with the Sox leading by multiple runs.
- 🔥 Recorded a .310 AVG/.832 OPS vs. RHP (8 HR) and a .191 AVG/.565 OPS vs. LHP (2 HR).
- 🔥 The Sox were 29-7 (.806) when he scored at least 1 run.

2024 Timeline

- 🔥 Spring Training: 18 G, .271 AVG (13-for-48), .824 OPS, 1 HR, 4 RBI.
- 🔥 Made his 2nd Opening Day roster (also 2023 BOS).
- 🔥 Reached base in 20 of his first 24 games, including in each of his first 10...Recorded a hit in 13 of his first 16 games.
- 🔥 His only appearance in the field came on 4/11 vs. BAL, playing 1.0 inning in LF (entered in the 10th inning).
- 🔥 On 4/20 at PIT, hit the 150th HR of his career between NPB (133) and MLB (17).
- 🔥 Went 4-for-5 with 3 runs scored on 4/27 vs. CLE...His 2nd run scored was the 500th of his career between NBP (418) and MLB (82).
- 🔥 Was placed on the 10-Day Injured List on 5/1 (retro to 4/29) with a left thumb strain.
- 🔥 Made 2 rehab appearances as the DH with Triple-A Worcester, going 1-for-7 (2 R, BB).
- 🔥 Reinstated from the 10-Day IL on 6/11.
- 🔥 On 6/24, began a 44-game stretch that raised his season AVG from .228 to .299 and his season OPS from .617 to .825 (see box on right).
- 🔥 With 2 outs and 2 strikes in the 9th inning on 7/5 at NYY, hit the 8th pitch of his at-bat for a 2-run HR that tied the game at 3-3...The Sox went on to win in 10 innings, 5-3 (see box on right).
- 🔥 Underwent a successful right shoulder labral repair on 10/3, performed by Dr. Evan O'Donnell at Massachusetts General Hospital.

YOSHIDA'S 2024 BY DATE

Stat	Start-6/23	6/24-8/19	8/20-end
Games	33	44	31
AVG	.228	.350	.234
OPS	.617	.973	.608
HR	2	7	1
RBI	12	33	11

- 🔥 Among the 160 players with 150+ PA from 6/24-8/19, Yoshida ranked 6th in AVG (.350), 8th in OBP (.425), 9th in OPS (.973), T-11th in hits (55), T-13th in RBI (33), and 9th in wRC+ (172).

MLB'S LOWEST STRIKEOUT RATES IN 2024 (MIN. 400 PA)

Rk.	Player (Team)	%
1.	Luis Arráez (MIA/SD)	4.3
2.	Ernie Clement (TOR)	9.1
3.	Steven Kwan (CLE)	9.4
4.	Nico Hoerner (CHC)	10.3
5.	Mookie Betts (LAD)	11.0
6.	Keibert Ruiz (WSH)	11.1
7.	José Ramírez (CLE)	12.0
8.	Masataka Yoshida (BOS)	12.4

I HEART NEW YORK

On 7/5/24 at NYY, Yoshida tied the game at 3-3 in the 9th inning with a 2-out, 2-strike, 2-run HR off Clay Holmes. The Red Sox went on to win the game in 10 innings, 5-3.

- 🔥 It marked the first time in at least the last 115 years that the Red Sox won a road game against the Yankees in which they trailed by multiple runs with 2 outs in the 9th inning.
- 🔥 On 9/13 at NYY, Yoshida broke a 0-0 tie in the 6th inning with a 2-run HR off Clarke Schmidt.

In the Community

- 🔥 Attended Red Sox Fenway Fest in January 2025, signing autographs and posing for pictures with fans.
- 🔥 In February 2025, visited the Gorham farmhouse in Gorham, ME, for a ceremony hosted by the University of Southern Maine to honor Horace Wilson...Wilson was born in Gorham and traveled to Tokyo in 1870 to teach English, but ended up teaching students the game of baseball during class breaks...That marked the 1st time baseball was ever played in Japan.

Masataka Yoshida, Continued

A GRAND INNING

Yoshida hit 2 HR in the 8th inning on 4/23/23 at MIL, giving the Sox a 5-4 lead with a solo HR and then extending the lead to 12-4 with a grand slam later in the frame. His 2-homer inning was the:

- 65th in MLB history
- 1st by a player born in Japan
- 4th by a rookie
- 2nd in which one HR gave the player's team a lead in the 8th inning or later
- 15th in which at least one HR was a grand slam

RED SOX MULTI-HR INNINGS

Player	Date (Inning)
Masataka Yoshida	4/23/2023 at MIL (8th)
David Ortiz	8/12/2008 vs. TEX (1st)
Nomar Garciaparra	7/23/2002 vs. TB-G1 (3rd)
Ellis Burks	8/27/1990 at CLE (4th)
Bill Regan	6/16/1928 vs. CWS (4th)

Source: Elias

ELITE EIGHT

Yoshida recorded multiple hits in 8 consecutive games from 6/30-7/14/23, batting .500 with a .735 SLG, 1.250 OPS, and just 1 SO in that span. His streak was:

- The longest streak ever by a player born in Japan
- MLB's longest streak of 2023
- The 10th streak of 8+ games in Red Sox history
- The longest streak by a left-handed Red Sox hitter since Ted Williams (1940)

Game	Stats
6/30 at TOR	3-for-4, R, HR, RBI
7/1 at TOR	2-for-3, RBI, HBP
7/4 vs. TEX	2-for-4, R
7/5 vs. TEX	2-for-4, R, 2B
7/6 vs. TEX	2-for-5, R, RBI
7/8 vs. OAK	2-for-5, R, 2B, RBI, SB
7/9 vs. OAK	2-for-4, 2 R, HR, RBI, SB
7/14 at CHC	2-for-5, R
Totals:	17-for-34, 8 R, 2 2B, 2 HR, 5 RBI, HBP

Masataka Yoshida's Career Record

YEAR	CLUB	AVG	G	AB	R	H	2B	3B	HR	RBI	SH	HB	BB	SO	SB	CS	OBP	SLG	OPS
2016	Orix (NPB)	.290	63	231	35	67	17	0	10	34	0	1	25	34	0	2	.360	.494	.854
2017	Orix (NPB)	.311	64	228	42	71	11	0	12	38	0	1	38	32	1	1	.410	.518	.928
2018	Orix (NPB)	.321	143	514	77	165	37	2	26	86	0	7	69	74	3	1	.403	.553	.956
2019	Orix (NPB)	.322	143	521	92	168	24	2	29	85	0	5	79	64	5	1	.413	.543	.956
2020	Orix (NPB)	.350	120	408	55	143	22	1	14	64	0	8	72	29	8	5	.453	.512	.966
2021	Orix (NPB)	.339	110	389	61	132	22	1	21	72	0	5	58	26	0	0	.429	.563	.992
2022	Orix (NPB)	.335	119	412	56	138	28	1	21	88	0	9	80	41	4	0	.447	.561	1.008
2023	BOSTON	.289	140	537	71	155	33	3	15	72	0	7	34	81	8	0	.338	.445	.783
2024	BOSTON	.280	108	378	45	106	21	0	10	56	0	14	27	52	2	0	.349	.415	.764
	Worcester (AAA)	.143	2	7	2	1	0	0	0	0	0	0	1	2	0	0	.250	.143	.393
Major League Totals		.285	248	915	116	261	54	3	25	128	0	21	61	133	10	0	.343	.433	.776
Minor League Totals		.143	2	7	2	1	0	0	0	0	0	0	1	2	0	0	.250	.143	.393
NPB Totals		.327	762	2703	418	884	161	7	133	467	0	36	421	300	21	10	.421	.539	.960

TRANSACTIONS: Signed by the Boston Red Sox as a free agent, 12/15/2022; INJURED LIST: Left thumb strain, 4/29-6/10/2024

World Baseball Classic Record

YEAR	CLUB	AVG	G	AB	R	H	2B	3B	HR	RBI	SH	HB	BB	SO	SB	CS	OBP	SLG	OPS
2023	Japan	.409	7	22	5	9	1	0	2	13	0	4	4	1	0	0	.531	.727	1.258

Career Fielding Record

POS	PCT.	G	GS	PO	A	E	TC	DP
OF	.977	88	84	125	5	3	133	1

Career Single-Game Highs

HITS: 4, 3x, last 8/5/24 at KC; DOUBLES: 2, 3x, last 8/5/24 at KC; HOME RUNS: 2, 4/23/23 at MIL; RBI: 6, 2x, last 7/16/23 at CHC; RUNS SCORED: 3, 5x, last 4/27/24 vs. CHC; WALKS: 3, 4/8/23 at DET; STRIKEOUTS: 3, 5x, last 3/30/24 at SEA; STOLEN BASES: 1, 10x, last 9/22/24 vs. MIN-G2; HITTING STREAK: 16, 4/20-5/7/23; EJECTIONS (0)

Home Run Notes

2-HOME RUN GAMES (1): 4/23/23 at MIL; LEADOFF (0); GRAND SLAMS (2): 4/23/23 at MIL off Javy Guerra; 7/16/23 at CHC off Justin Steele; PINCH-HIT (0); EXTRA-INNING (0); GAME-ENDING (0); INSIDE-THE-PARK (0)

Major League Firsts

GAME: 3/30/23 vs. BAL (started in LF); HIT: 3/30/23 off Keegan Akin (single, 6th inning); HOME RUN: 4/3/23 vs. PIT off Johan Oviedo (2-run, 1st inning); GAME-ENDING RBI: N/A



2024 IN REVIEW

2024 Season Recap & Highlights

Overall

STATE OF THE SOX: The Red Sox finished with a .500 record (81-81), ranking 9th in the AL and 18th in MLB.

- 📌 Boston finished 3rd in the AL East after finishing 5th in 2022 and 2023.
- 📌 The Sox surpassed their win totals from each of the previous 2 seasons (both 78-84), finishing with a record of .500 or better for the 1st time since 2021 (92-70).
- 📌 The Red Sox missed the Postseason for the 5th time in 6 years (also 2019, '20, '22, '23) after reaching the Postseason in each of the previous 3 years (2016-18).

BACK WHERE WE BEGAN: Boston finished with a record of exactly .500 for the 4th time in franchise history (also 1985, '44, and '34).

- 📌 The Sox held a .500 record 25 times during the season: 1-1, 2-2, 7-7, 9-9, 10-10, 19-19, 22-22, 24-24, 26-26, 27-27, 28-28, 29-29, 30-30, 31-31, 32-32, 33-33, 34-34, 35-35, 70-70, 74-74, 75-75, 76-76, 78-78, 80-80, and 81-81.

MLB'S HIGHEST WIN % IN 2024

Rk.	Team	Win%	Rk.	Team	Win%
1.	Dodgers	.605	17.	Twins	.506
2.	Phillies	.586	18.	Red Sox	.500
3.	Yankees	.580	T19.	Giants	.494
T4.	Brewers	.574	T19.	Rays	.494
T4.	Padres	.574	21.	Rangers	.481
6.	Guardians	.571	22.	Reds	.475
7.	Orioles	.562	23.	Pirates	.469
T8.	Braves	.549	24.	Blue Jays	.457
T8.	D-Backs	.549	25.	Nationals	.438
T8.	Mets	.549	26.	Athletics	.426
11.	Astros	.547	27.	Angels	.389
T12.	Tigers	.531	28.	Marlins	.383
T12.	Royals	.531	29.	Rockies	.377
14.	Mariners	.525	30.	White Sox	.253
T15.	Cardinals	.512			
T15.	Cubs	.512			

Season Timeline

ROAD WARRIORS: The Red Sox began the season by going 7-3 on a 10-game, 11-day West Coast road trip to SEA (2-2), OAK (3-0), and LAA (2-1)...The last 2 times they won 7+ games on a West Coast trip were June 2022 (8-2 at OAK, LAA, SEA) and August 1995 (8-3 at SEA, CAL, OAK).

- 📌 It tied Boston's 2nd-longest road trip to begin a season in club history...BOS opened 2019 with an 11-game trip and went on a 10-game trip to begin the 1901 season.

TERRIFIC TEN: Boston posted an MLB-best 1.49 ERA (15 ER/90.1 IP) in its first 10 games, the club's lowest mark through 10 games in the Live-Ball Era.

- 📌 The Sox became the 11th team to post an ERA below 1.50 through their first 10 games of a season, the 1st AL team since the 1982 Angels.

LOWEST ERA THROUGH 10 GAMES, LIVE-BALL ERA (SINCE 1920)

Rk.	Team	ERA
1.	1978 Oakland Athletics	1.20
2.	1920 Boston Braves	1.27
3.	2002 San Francisco Giants	1.29
4.	1981 Oakland Athletics	1.30
5.	1982 California Angels	1.31
6.	1963 Los Angeles Dodgers	1.34
7.	2005 Florida Marlins	1.35
8.	1958 Milwaukee Braves	1.35
9.	1963 Chicago Cubs	1.36
10.	1937 New York Giants	1.43
11.	2024 Boston Red Sox	1.49

FIRST-HALF FACTS: The Red Sox entered the All-Star break with a 53-43 (.552) record, holding the AL's 3rd Wild Card position...It was their best 1st-half record since 2021 (55-36) and 2018 (68-30).

- 📌 In their final 50 games during the 1st half (5/19-7/14), the Sox were an MLB-best 31-19 (.620)...It marked their best record in a 50-game span since 5/20-7/12/2022 (also 31-19).

THE END OF THE ROAD: In their final 31 games from 8/27-9/29, Boston ranked 5th in the AL and 7th in MLB with a 3.37 ERA...The club's 2.92 starter ERA in that span ranked 3rd in the AL and 6th in MLB.

- 📌 The Sox were eliminated from Postseason contention following their loss on 9/25 at TOR.

RED SOX SEASON BREAKDOWN

3/28-5/1	5/2-6/8	6/9-7/14
31 games .581 win % (18-13) 4.8 runs per game 2.57 ERA	34 games .412 win % (14-20) 4.5 runs per game 4.23 ERA	31 games .677 win % (21-10) 5.1 runs per game 4.05 ERA
7/19-8/26	8/27-9/29	Total
35 games .400 win % (14-21) 5.5 runs per game 5.74 ERA	31 games .452 win % (14-17) 3.6 runs per game 3.37 ERA	162 games .500 win % (81-81) 4.6 runs per game 4.04 ERA

2024 Season Recap & Highlights, Continued

Team Batting

SLUGGING SOX: The Red Sox led MLB in doubles (311) and ranked 2nd in XBH (535, 1st in AL).

- Among AL teams, they ranked 2nd in AVG (.252) and 3rd in OBP (.319), SLG (.423), OPS (.742), and runs scored (751).

RUNNING RED SOX: Boston ranked 3rd in the AL and 7th in MLB in stolen bases (144), the club's most in a season since 1914 (177) and 9th most in club history.

- Jarren Duran ranked 4th in the AL with 34 steals, while David Hamilton ranked 5th with 33...It marked the 2nd time in franchise history that 2 Red Sox players finished in the AL's top 5 in steals, joining 1935 (Billy Werber-1st, 29 SB; Mel Almada-3rd, 20 SB).
- Duran and Hamilton were just the 3rd pair of Sox teammates to ever steal 30+ bases each in a season, joining Tris Speaker and Harry Hooper in 1910 and Speaker and Harry Lord in 1909.
- Boston stole a franchise-record 9 bases on 6/16 vs. NYY...Since 1920, it tied the 4th-most steals in a game by any team behind the 2000 Marlins (10 on 5/18 at SD), 1996 Rockies (10 on 6/30 vs. LAD), and 1976 Athletics (12 on 8/1 at MIN-G2).

PINCH ME: The Red Sox deployed an MLB-leading 191 pinch-hitters, the club's most since the American League's inception of the designated hitter in 1973 (2nd: 157 in 1998).

- Boston led MLB in pinch-hit RBI (32), HR (7, tied with ARI), and XBH (18, tied with ARI), while ranking 3rd in OBP (.340) and T-3rd in hits (36).
- The Sox set a club record in pinch-hit XBH (18) and tied their record in HR (7, also 2013 and 1953).

Team Pitching & Fielding

PITCHING IN: The Red Sox ranked 9th in the AL and 16th in MLB with a 4.04 ERA (652 ER/1,452.2 IP).

- Sox starters ranked 5th in the AL and 7th in MLB with a 3.81 ERA (255 ER/839.0 IP)...They ranked 3rd in MLB in WHIP (1.19) and 4th in opponent AVG (.236).
- Sox relievers ranked 12th in the AL and 24th in MLB with a 4.39 ERA (299 ER/613.0 IP)...They ranked 25th in MLB in WHIP (1.34) and 28th in opponent AVG (.258).

START ME UP: The Red Sox' 3.81 starter ERA was their lowest mark since 2018 (3.77).

- Through 30 games, BOS's starters posted a 2.00 ERA (34 ER/152.2 IP)...It was the club's lowest mark through 30 games in the Live-Ball Era (since 1920) and lowest by any team since LAD in 1972 (1.70).
- Sox starters tossed 5.0+ innings and allowed 2 runs or fewer in each of the club's first 5 games for the 2nd time in club history (also 2018).

HISTORIC START: Boston's 2.59 ERA during March/April was the club's lowest mark through those months since 1944 (1.98)...The Sox entered May with MLB's lowest ERA for the 1st time since 2004 (2.95).

- During that span, they also led MLB in FIP (3.26) and ranked 3rd in WHIP (1.11) and SO/BB (3.52).

THREE MUSKETEERS: Brayan Bello, Kutter Crawford, and Tanner Houck became the 1st homegrown trio of Red Sox starters to make 30+ starts in a season since 1987 (Roger Clemens, Bruce Hurst, Al Nipper).

- It marked the 6th time the Sox had 3 pitchers make 30+ starts in their age-28-or-younger season (see box on right)...The only other homegrown trio among that group was in 1965.

RED SOX AL OFFENSIVE RANKINGS

Stat	Rank	Stat	Rank
.252 AVG	2nd	535 XBH	1st
.319 OBP	3rd	311 doubles	1st
.423 SLG	3rd	30 triples	4th
.741 OPS	3rd	194 HR	4th
751 runs	3rd	144 SB	3rd

RED SOX AL PITCHING RANKINGS

Stat	Rank	Stat	Rank
4.04 ERA	9th	43.9 GB%	1st
1.26 WHIP	10th	22.0 SO%	11th
.243 AVG	12th	7.5 BB%	5th
1.17 HR/9.0	9th	1.93 SO/BB	5th

RED SOX TRIOS OF 30+ STARTS, AGE-28 OR YOUNGER SEASON

Pitchers	Season
Dutch Leonard, Carl Mays, Babe Ruth	1917
Bullet Joe Bush, Sad Sam Jones, Herb Pennock	1920
Bullet Joe Bush, Sad Sam Jones, Herb Pennock	1921
*Jim Lonborg, Bill Monbouquette, Dave Morehead	1965
Drew Pomeranz, Rick Porcello, Chris Sale	2017
*Brayan Bello, Kutter Crawford, Tanner Houck	2024

**All 3 pitchers were homegrown*

2024 Home Run Notes

FIRST-INNING LEADOFF HOME RUNS (3)

Jarren Duran - 6/6 at CWS (3rd career)
Jarren Duran - 8/19 at HOU (4th career)
Jarren Duran - 8/27 vs. TOR (5th career)

2-HOME RUN GAMES (15)

Tyler O'Neill - 4/5 at LAA (6th career multi-HR game)
Connor Wong - 4/24 at CLE (2nd career multi-HR game)
Ceddanne Rafaela - 5/31 vs. DET (1st career multi-HR game)
Enmanuel Valdez- 6/1 vs. DET (1st career multi-HR game)
Rafael Devers - 6/5 vs. ATL (17th career multi -HR game)
Tyler O'Neill - 6/17 at TOR (7th career multi-HR game)
Rafael Devers - 7/7 at NYY (18th career multi -HR game)
Tyler O'Neill - 7/20 at LAD (8th career multi-HR game)
Tyler O'Neill - 7/23 at COL (9th career multi-HR game)
Tyler O'Neill - 7/27 vs. NYY (10th career multi-HR game)
Rob Refsnyder - 8/3 at TEX (1st career multi-HR game)
Wilyer Abreu - 8/4 at TEX (1st career multi-HR game)
Tyler O'Neill - 9/7 vs. CWS (11th career multi-HR game)
Rob Refsnyder - 9/9 vs. BAL (2nd career multi-HR game)
Tyler O'Neill - 9/9 vs. BAL (12th career multi-HR game)

3-HOME RUN GAMES (1)

Triston Casas - 9/22 vs. MIN-G1 (2nd career multi-HR game)

BACK-TO-BACK HOME RUNS (9)

O'Neill/Casas - 4/5 at LAA (2nd inning)
Devers/O'Neill - 4/7 at LAA (3rd inning)
O'Neill/Casas - 4/14 vs. LAA (1st inning)
O'Neill/Devers - 6/17 at TOR (1st inning)
Abreu/Smith - 7/9 vs. OAK (2nd inning)
Refsnyder/Wong - 7/28 vs. NYY (4th inning)
Rafaela/Duran - 8/30 at DET (10th inning)
Refsnyder/O'Neill - 9/9 vs. BAL (3rd inning)
Refsnyder/O'Neill - 9/9 vs. BAL (8th inning)

GRAND SLAMS (0)

PINCH-HIT HOME RUNS (7)

Connor Wong - 4/11 vs. BAL (1st career)
David Hamilton - 5/19 at STL (1st career)
Jamie Westbrook - 6/6 at CWS (1st career)
Romy Gonzalez - 7/29 vs. SEA (1st career)
Romy Gonzalez - 8/5 at KC (2nd career)
Masataka Yoshida - 8/19 at HOU (1st career)
Romy Gonzalez - 9/17 at TB (3rd career)

2024 Highs and Lows

Team Batting

Most runs, game17, 4/27 vs. CHC
Most runs, inning8, 7/9 vs. OAK (2nd inn.)
Most hits, game24, 6/6 at CWS
Most hits, inning8, 2x, last 7/29 vs. SEA (3rd inn.)
Consecutive hits, inning6, 2x, last 7/29 vs. SEA (3rd inn.)
Fewest hits, game1, 9/19 at TB
Most home runs, game5, 4/5 at LAA
Most home runs, inning3, 2x, last 4/7 at LAA (3rd inn.)
Most extra-base hits, game.....11, 7/29 vs. SEA
Most walks, game.....10, 9/23 at TOR
Most strikeouts, game.....15, 2x, last 9/3 at NYM
Most strikeouts, game (extra innings)20, 9/20 vs. MIN (12 inn.)
Most left on base, game15, 6/6 at CWS
Most left on base, game (extra innings).....17, 9/20 vs. MIN (12 inn.)

Individual Batting

Most hits.....4, 15x, last Refsnyder, 9/9 vs. BAL
Most runs.....3, 19x, last Casas 9/22 vs. MIN-G1
Most RBI.....7, 2x, last Casas 9/22 vs. MIN-G1
Most XBH.....3, 9x, last Casas 9/22 vs. MIN-G1
Most total bases12, Casas 9/22 vs. MIN-G1
Most stolen bases4, Hamilton, 6/16 vs. NYY
Most walks.....3, 5x, last Casas, 9/23 at TOR
Most strikeouts4, 7x, last O'Neill, 9/20 vs. MIN
Longest hitting streak17, Wong, 6/6-7/3
Longest on-base streak.....19, Devers, 7/23-8/14

2023 Highs and Lows, Continued

Team Pitching

Most strikeouts, game.....	15, 2x, last 7/9 vs. OAK
Most strikeouts, game (extra innings).....	17, 6/9 at CWS (10 inn.)
Most walks, game.....	7, 3x, last 7/28 vs. NYY
Most walks, game (extra innings).....	8, 9/24 at TOR
Most runs allowed, game.....	20, 7/24 at COL
Most runs allowed, inning.....	9, 6/28 vs. SD (5th inn.)
Most hits allowed, game.....	21, 7/24 at COL
Most hits allowed, inning.....	8, 6/28 vs. SD (5th inn.)
Fewest hits allowed, game.....	1, 6/5 vs. ATL
Most home runs allowed, game.....	6, 7/21 at LAD
Most consecutive scoreless innings.....	21.0, 4/2 at OAK (4th inn.)-4/5 at LAA (4th inn.)

Individual Pitching

Most innings pitched, starter.....	9.0, Houck, 4/17 vs. CLE
Most innings pitched, reliever.....	6.0, 2x, last Pivetta, 6/26 vs. TOR
Most strikeouts, starter.....	11, Bello, 7/9 vs. OAK
Most strikeouts, reliever.....	10, Pivetta, 6/26 vs. TOR
Most walks allowed.....	5, Bello, 9/9 vs. BAL
Most consecutive scoreless innings, starter.....	15.0, 2x, last Crawford, 7/2-13
Most consecutive scoreless innings, reliever.....	14.1, Booser, 6/6-7/27
Most runs allowed.....	8, 2x, last Pivetta, 7/24 at COL
Most hits allowed.....	12, Houck, 4/12 vs. LAA
Most home runs allowed.....	5, Crawford, 7/21 at LAD
Most pitches thrown.....	112, Houck, 5/15 vs. TB

Miscellaneous Team

Longest winning streak.....	5, 3x, last 6/30-7/5
Longest losing streak.....	5, 8/31-9/4
Most games over .500.....	10, 7/14 vs. KC (53-43)
Most games under .500.....	2, 2x, last 9/20 vs. MIN (76-78)
Longest game, innings.....	12, 4x, last 9/20 vs. MIN
Longest game, time.....	3:36, 8/16 at BAL
Longest game, time (extra innings).....	3:58, 9/20 vs. MIN (12 inn.)
Shortest game, time.....	1:49, 4/17 vs. CLE
Largest winning margin.....	17, 4/27 vs. CHC (17-0)
Largest losing margin.....	13, 7/24 at COL (7-20)
Largest deficit overcome to win.....	4, 2x, last 6/24 vs. TOR (trailed 2-6, won 7-6)
Largest lead relinquished to lose.....	5, 4/10 vs. BAL (led 5-0, lost 5-7)
Most errors committed.....	4, 2x, last 8/26 vs. TOR

2024 Season Recap & Highlights, Continued

GM	DATE	D/N	OPP.	SCORE	REC.	POS.	GA/GB	WIN	LOSS	SAVE
1	3/28	N	at SEA	W 6-4	1-0	T-1st	-	Bello (1-0)	Castillo (0-1)	Jansen (1)
2	3/29	N	at SEA	L 0-1	1-1	T-3rd	-1.0	Kirby (1-0)	Pivetta (0-1)	Muñoz (1)
3	3/30	N	at SEA	L 3-4 (10)	1-2	T-4th	-2.0	Saucedo (1-0)	Rodriguez (0-1)	
4	3/31	D	at SEA	W 5-1	2-2	T-3rd	-2.0	Whitlock (1-0)	Miller (0-1)	Slaten (1)
5	4/1	N	at OAK	W 9-0	3-2	3rd	-2.0	Houck (1-0)	Boyle (0-1)	Anderson (1)
6	4/2	N	at OAK	W 5-4 (11)	4-2	2nd	-1.0	Winckowski (1-0)	Spence (0-1)	
7	4/3	D	at OAK	L 1-0	5-2	2nd	-1.0	Pivetta (1-1)	Stripling (0-2)	Jansen (2)
-	4/4			Off Day		2nd	-1.0			
8	4/5	N	at LAA	W 8-6	6-2	T-1st	-	Martin (1-0)	Soriano (0-1)	Jansen (3)
9	4/6	N	at LAA	L 1-2	6-3	2nd	-1.0	Detmers (2-0)	Weissert (0-1)	Estévez (3)
10	4/7	D	at LAA	W 12-2	7-3	2nd	-1.0	Houck (2-0)	Silseth (0-1)	Anderson (2)
-	4/8			Off Day		2nd	-1.5			
11	4/9	D	vs. BAL	L 1-7	7-4	2nd	-2.5	Burnes (2-0)	Bello (1-1)	
12	4/10	N	vs. BAL	L 5-7	7-5	3rd	-2.5	Baumann (1-0)	Martin (1-1)	Kimbrel (2)
13	4/11	N	vs. BAL	L 4-9 (10)	7-6	T-3rd	-3.0	Kimbrel (2-0)	Campbell (0-1)	
14	4/12	N	vs. LAA	L 0-7	7-7	4th	-3.5	Detmers (3-0)	Houck (2-1)	
15	4/13	D	vs. LAA	W 7-2	8-7	T-3rd	-4.0	Weissert (1-1)	Canning (0-2)	
16	4/14	D	vs. LAA	W 5-4	9-7	T-3rd	-3.0	Bello (2-1)	Anderson (2-1)	Jansen (4)
17	4/15	D	vs. CLE	L 0-6	9-8	T-3rd	-3.0	Herrin (1-0)	Bernardino (0-1)	
18	4/16	N	vs. CLE	L 7-10 (11)	9-9	5th	-3.0	Clase (1-0)	Winckowski (1-1)	Barlow (1)
19	4/17	N	vs. CLE	W 2-0	10-9	T-3rd	-3.0	Houck (3-1)	Lively (0-1)	
20	4/18	D	vs. CLE	L 4-5	10-10	5th	-3.5	Carrasco (1-1)	Criswell (0-1)	Clase (5)
21	4/19	N	at PIT	W 8-1	11-10	T-4th	-3.5	Bello (3-1)	Priester (0-1)	
22	4/20	D	at PIT	W 4-2	12-10	T-4th	-2.5	Crawford (1-0)	Keller (2-2)	Jansen (5)
23	4/21	D	at PIT	W 6-1	13-10	3rd	-2.5	Slaten (1-0)	Pérez (1-1)	
-	4/22			Off Day		T-3rd	-2.5			
24	4/23	N	at CLE	L 1-4	13-11	T-3rd	-3.0	Barlow (1-2)	Houck (3-2)	Clase (7)
25	4/24	N	at CLE	W 8-0	14-11	3rd	-3.0	Criswell (1-1)	Carrasco (1-2)	
26	4/25	D	at CLE	L 4-6	14-12	3rd	-3.0	Gaddis (1-0)	Anderson (0-1)	Clase (8)
27	4/26	N	vs. CHC	L 1-7	14-13	3rd	-3.0	Imanaga (4-0)	Crawford (1-1)	
28	4/27	D	vs. CHC	W 17-0	15-13	3rd	-3.0	Slaten (2-0)	Brown (0-2)	
29	4/28	N	vs. CHC	W 5-4	16-13	3rd	-3.0	Jansen (1-0)	Leiter Jr. (0-1)	
-	4/29			Off Day		3rd	-2.5			
30	4/30	N	vs. SF	W 4-0	17-13	3rd	-2.5	Criswell (2-1)	Webb (3-2)	
31	5/1	N	vs. SF	W 6-2	18-13	3rd	-1.5	Crawford (2-1)	Jefferies (0-2)	
32	5/2	D	vs. SF	L 1-3	18-14	3rd	-0.1	Walker (3-2)	Kelly (0-1)	
33	5/3	N	at MIN	L 2-5	18-15	3rd	-3.5	Paddack (3-1)	Houck (3-3)	Duran (2)
34	5/4	D	at MIN	L 1-3	18-16	3rd	-4.5	López (3-2)	Booser (0-1)	Sands (2)
35	5/5	D	at MIN	W 9-2	19-16	3rd	-4.5	Bernardino (1-1)	Ryan (1-2)	
-	5/6			Off Day		3rd	-4.5			
36	5/7	N	at ATL	L 2-4	19-17	3rd	-4.5	Jiménez (1-0)	Slaten (2-1)	Iglesias (9)
37	5/8	N	at ATL	L 0-5	19-18	3rd	-5.5	Sale (5-1)	Pivetta (1-2)	
-	5/9			Off Day		3rd	-5.5			
38	5/10	N	vs. WSH	L 1-5	19-19	3rd	-6.5	Corbin 1-3	Houck (3-4)	
39	5/11	D	vs. WSH	W 4-2	20-19	3rd	-6.5	Martin (2-1)	Garcia (0-2)	Jansen (6)
40	5/12	D	vs. WSH	W 3-2	21-19	3rd	-5.5	Bello (4-1)	Gore (2-4)	Jansen (7)
41	5/13	N	vs. TB	L 3-5	21-10	3rd	-5.5	Effin (3-4)	Crawford (2-2)	Adam (3)
42	5/14	N	vs. TB	W 5-4 (12)	22-20	3rd	-5.5	Bernardino (2-1)	Rodriguez (0-1)	
43	5/15	N	vs. TB	L 3-4	22-21	3rd	-6.5	Bradley (1-1)	Houck (3-5)	Kelly (1)
44	5/16	N	vs. TB	L 5-7	22-22	4th	-7.5	Rodriguez (1-1)	Jansen (1-1)	Ramírez (1)
45	5/17	N	at STL	L 6-10	22-23	4th	-8.5	Gibson (3-2)	Bello (4-2)	
46	5/18	N	at STL	L 2-7	22-24	4th	-9.5	Romero (1-0)	Slaten (2-2)	
47	5/19	D	at STL	W 11-3	23-24	4th	-9.5	Pivetta (2-2)	Liberatore (1-2)	
48	5/20	N	at TB	W 5-0	24-24	4th	-8.5	Houck (4-5)	Bradley (1-2)	
49	5/21	N	at TB	W 5-2	25-24	3rd	-7.5	Weissert (2-1)	Adam (2-1)	Jansen (8)
50	5/22	N	at TB	W 8-5	26-24	3rd	-7.5	Bello (5-2)	Lovelady (0-2)	
-	5/23			Off Day		3rd	-8.0			
51	5/24	N	vs. MIL	L 2-7	26-25	3rd	-9.0	Wilson (3-1)	Crawford (2-3)	
52	5/25	D	vs. MIL	L 3-6	26-26	3rd	-10.0	Rea (4-2)	Pivetta (2-3)	Megill (8)
53	5/26	D	vs. MIL	W 2-1	27-26	3rd	-9.0	Slaten (3-2)	Peguero (4-2)	Jansen (9)
54	5/27	D	at BAL	L 3-11	27-27	3rd	-9.5	Irvin (5-2)	Criswell (2-2)	
55	5/28	N	at BAL	W 8-3	28-27	3rd	-8.5	Bello (6-2)	Rodriguez (5-2)	
56	5/29	N	at BAL	L 1-6	28-28	3rd	-9.5	Burnes (5-2)	Crawford (2-4)	
57	5/30	N	vs. DET	L 0-5	28-29	T-3rd	-10.5	Flaherty (2-4)	Pivetta (2-4)	
58	5/31	N	vs. DET	W 7-3	29-29	3rd	-10.5	Houck (5-5)	Maeda (2-2)	
59	6/1	D	vs. DET	W 6-3	30-29	3rd	-10.5	Criswell (3-1)	Olson (1-6)	
60	6/2	D	vs. DET	L 4-8 (10)	30-30	3rd	-11.5	Chafin (3-2)	Booser (0-2)	
-	6/3			Off Day		3rd	-11.5			
61	6/4	N	vs. ATL	L 3-8	30-31	T-3rd	-12.5	Fried (6-2)	Crawford (2-5)	
62	6/5	D	vs. ATL	W 9-0	31-31	T-3rd	-12.5	Pivetta (3-4)	Schwellenbach (0-2)	
63	6/6	N	at CWS	W 14-2	32-31	3rd	-12.5	Houck (6-5)	Woodford (0-2)	
64	6/7	N	at CWS	L 2-7	32-32	3rd	-12.5	Crochet (6-5)	Criswell (3-3)	Cannon (1)
65	6/8	D	at CWS	L 1-6	32-33	3rd	-12.5	Banks (1-2)	Bello (6-3)	
66	6/9	D	at CWS	W 6-4 (10)	33-33	3rd	-12.5	Jansen (2-1)	Soroka (0-7)	Booser (1)
-	6/10			Off Day		3rd	-13.0			
67	6/11	N	vs. PHI	L 1-4	33-34	T-3rd	-14.0	Wheeler (8-3)	Crawford (2-6)	Alvarado (12)
68	6/12	N	vs. PHI	W 8-6	34-34	3rd	-14.0	Booser (1-1)	Ruiz (1-1)	Jansen (10)
69	6/13	N	vs. PHI	W 9-3	35-34	3rd	-13.0	Houck (7-5)	Nola (8-3)	Keller (1)
70	6/14	N	vs. NYY	L 1-8	35-35	3rd	-14.0	Gil (9-1)	Bello (6-4)	
71	6/15	N	vs. NYY	W 8-4	36-35	3rd	-13.0	Slaten (4-2)	Rodón (9-3)	Jansen (11)
72	6/16	N	vs. NYY	W 9-3	37-35	3rd	-12.0	Crawford (3-6)	Stroman (6-3)	
73	6/17	N	at TOR	W 7-3	38-35	3rd	-11.5	Pivetta (4-4)	Kikuchi (4-6)	Jansen (12)
74	6/18	N	at TOR	W 4-3	39-35	3rd	-11.5	Kelly (1-1)	Little (0-1)	Jansen (13)
75	6/19	N	at TOR	W 7-3	40-35	3rd	-10.5	Bello (7-4)	Gausman (5-6)	
-	6/20			Off Day		3rd	-10.0			
76	6/21	N	at CIN	L 2-5	40-36	3rd	-10.0	Abbott (6-6)	Crawford (3-7)	Díaz (17)
77	6/22	D	at CIN	W 4-3	41-36	3rd	-10.0	Kelly (2-1)	Wilson (1-1)	Jansen (14)
78	6/23	D	at CIN	W 7-4	42-36	3rd	-9.0	Bernardino (3-1)	Lodolo (8-3)	Jansen (15)
79	6/24	N	vs. TOR	W 7-6	43-36	3rd	-8.5	Jansen (3-1)	Pop (0-2)	
80	6/25	N	vs. TOR	L 4-9	43-37	3rd	-8.5	Gausman (6-6)	Bello (7-5)	
81	6/26	N	vs. TOR	L 1-4	43-38	3rd	-8.5	Pop (1-2)	Pivetta (4-5)	Green (3)
-	6/27			Off Day		3rd	-8.0			
82	6/28	N	vs. SD	L 2-9	43-39	3rd	-9.0	Kolek (2-0)	Pivetta (4-6)	
83	6/29	D	vs. SD	L 1-11	44-40	3rd	-10.0	King (6-5)	Houck (7-6)	
84	6/30	D	vs. SD	W 4-1	44-40	3rd	-9.0	Winckowski (2-1)	Waldron (5-7)	Jansen (16)

2024 Season Recap & Highlights, Continued

GM	DATE	D/N	OPP.	SCORE	REC.	POS.	GA/GB	WIN	LOSS	SAVE
-	7/1			Off Day		3rd	-9.0			
85	7/2	N	at MIA	W 8-3	45-40	3rd	-9.0	Crawford (4-7)	Bellozo (0-1)	
86	7/3	N	at MIA	W 7-2	46-40	3rd	-9.0	Bello (8-5)	Rogers (1-9)	
87	7/4	D	at MIA	W 6-5 (12)	47-40	3rd	-9.0	Kelly (3-1)	Andriese (0-1)	Weissert (1)
88	7/5	N	at NYY	W 5-3 (10)	48-40	3rd	-8.0	Slaten (5-2)	Kahnle (0-1)	Jansen (17)
89	7/6	D	at NYY	L 4-14	48-41	3rd	-8.0	Hill (2-0)	Bernardino (3-2)	
90	7/7	N	at NYY	W 3-0	49-41	3rd	-8.0	Crawford (5-7)	Gil (9-5)	Jansen (18)
-	7/8			Off Day		3rd	-8.0			
91	7/9	N	vs. OAK	W 12-9	50-41	3rd	-7.0	Bello (9-5)	Estes (3-4)	
92	7/10	N	vs. OAK	L 2-5	50-42	3rd	-7.0	Sears (6-7)	Pivetta (4-7)	Miller (15)
93	7/11	N	vs. OAK	W 7-0	51-42	3rd	-6.0	Houck (8-6)	Medina (2-4)	Anderson (3)
94	7/12	N	vs. KC	L 1-6	51-43	3rd	-6.0	Ragans (6-6)	Criswell (3-4)	
95	7/13	D	vs. KC	W 5-0	52-43	3rd	-5.0	Crawford (6-7)	Lugo (11-4)	
96	7/14	D	vs. KC	W 5-4	53-43	3rd	-5.0	Bello (10-5)	Singer (5-6)	Jansen (19)
-	7/15-18			Full-Star Break at Globe Life Field (Arlington, TX)						
97	7/19	N	at LAD	L 1-4	53-44	3rd	-6.0	Yarbrough (4-2)	Bernardino (3-3)	Hudson (5)
98	7/20	D	at LAD	L 6-7 (11)	53-45	3rd	-7.0	Treinen (3-2)	Weissert (2-2)	
99	7/21	D	at LAD	L 6-9	53-46	3rd	-7.0	Paxton (8-2)	Crawford (6-8)	Hudson (6)
100	7/22	N	at COL	L 8-9 (12)	53-47	3rd	-7.5	Lawrence (3-3)	Horn (0-1)	
101	7/23	N	at COL	W 6-0	54-47	3rd	-6.5	Criswell (4-4)	Blach (3-6)	
102	7/24	D	at COL	L 7-20	54-48	3rd	-6.5	Quantrill (7-7)	Pivetta (4-8)	
-	7/25			Off Day		3rd	-7.0			
103	7/26	N	vs. NYY	W 9-7	55-48	3rd	-6.0	Horn (1-1)	Weaver (4-2)	Jansen (20)
104	7/27	N	vs. NYY	L 8-11 (10)	55-49	3rd	-6.0	Holmes (2-4)	Anderson (0-2)	
105	7/28	N	vs. NYY	L 2-8	55-50	3rd	-7.0	Rodón (11-7)	Houck (8-7)	
106	7/29	N	vs. SEA	W 14-7	56-50	3rd	-6.5	Pivetta (5-8)	Gilbert (6-7)	
107	7/30	N	vs. SEA	L 6-10	56-51	3rd	-7.5	Castillo (9-10)	Paxton (8-3)	
108	7/31	D	vs. SEA	W 3-2 (10)	57-51	3rd	-7.5	Kelly (4-1)	Diaz (0-1)	
-	8/1			Off Day		3rd	-7.0			
109	8/2	N	at TEX	W 11-6	58-51	3rd	-6.0	Crawford (7-8)	Ureña (3-6)	
110	8/3	N	at TEX	L 4-7	58-52	3rd	-7.0	Leclerc (5-4)	Houck (8-8)	Yates (20)
111	8/4	D	at TEX	W 7-2	59-52	3rd	-7.0	Booser (2-2)	Eovaldi (8-5)	
112	8/5	N	at KC	W 9-5	60-52	3rd	-6.5	Paxton (9-3)	Singer (8-7)	
113	8/6	N	at KC	W 6-5	61-52	3rd	-6.0	Bernardino (4-3)	Lugo (13-6)	Jansen (21)
114	8/7	N	at KC	L 4-8	61-53	3rd	-6.5	Ragans (9-7)	Crawford (7-9)	
-	8/8			Off Day		3rd	-6.0			
115	8/9	N	vs. HOU	L 4-8	61-54	3rd	-7.0	Ort (1-0)	Sims (1-5)	
116	8/10	D	vs. HOU	L 4-5	61-55	3rd	-8.0	Arrighetti (5-10)	Keller (0-3)	Hader (25)
117	8/11	D	vs. HOU	L 2-10	61-56	3rd	-7.5	Brown (10-7)	Sims (1-6)	
118	8/12	N	vs. TEX	W 5-4 (10)	62-56	3rd	-7.5	Winckowski (3-1)	Garabito (0-1)	
119	8/13	N	vs. TEX	W 9-4	63-56	3rd	-7.0	Crawford (8-9)	Ureña (3-8)	Jansen (22)
120	8/14	N	vs. TEX	L 7-9 (10)	63-57	3rd	-8.0	Festa (1-1)	Kelly (4-2)	Yates (21)
121	8/15	N	at BAL	L 1-5	63-58	3rd	-8.5	Efflin (9-7)	Pivetta (5-9)	
122	8/16	N	at BAL	W 12-10	64-58	3rd	-8.5	Criswell (5-4)	Burnes (12-5)	Jansen (23)
123	8/17	N	at BAL	W 5-1	65-58	3rd	-7.5	Bello (11-5)	Povich (1-6)	
124	8/18	D	at BAL	L 2-4	65-59	3rd	-7.5	Suárez (6-4)	Crawford (8-10)	Dominguez (4)
125	8/19	N	at HOU	L 4-5	65-60	3rd	-8.0	Hader (6-6)	Jansen (3-2)	
126	8/20	N	at HOU	W 6-5	66-60	3rd	-7.5	Kelly (5-2)	Ort (1-1)	Jansen (24)
127	8/21	D	at HOU	W 4-1	67-60	3rd	-7.0	Winckowski (4-1)	Verlander (3-3)	Martin (1)
-	8/22			Off Day		3rd	-7.5			
128	8/23	N	vs. ARI	L 2-12	67-61	3rd	-8.5	Nelson (9-6)	Bello (11-6)	
129	8/24	D	vs. ARI	L 1-4	67-62	3rd	-8.5	Gallen (10-6)	Crawford (8-11)	
130	8/25	D	vs. ARI	L 5-7	67-63	3rd	-9.0	Kelly (4-0)	Houck (8-9)	Martinez (6)
131	8/26	N	vs. TOR	L 3-7	67-64	3rd	-10.5	Berrios (13-9)	Keller (0-4)	Little (1)
132	8/27	N	vs. TOR	W 6-3	68-64	3rd	-9.5	Weissert (3-2)	Rodriguez (1-6)	
133	8/28	N	vs. TOR	W 2-0	69-64	3rd	-8.5	Bello (12-6)	Bassitt (9-13)	Jansen (25)
134	8/29	N	vs. TOR	L 0-2	69-65	3rd	-9.0	Francis (8-3)	Crawford (8-12)	Green (16)
135	8/30	N	at DET	W 7-5 (10)	70-65	3rd	-9.0	Jansen (4-2)	Miller (6-8)	Martin (2)
136	8/31	N	at DET	L 1-12	70-66	3rd	-9.0	Skubal (6-5)	Pivetta (5-10)	Holton (6)
137	9/1	D	at DET	L 1-4	70-67	3rd	-9.0	Hurter (3-1)	Hill (0-1)	Foley (20)
138	9/2	N	at NYM	L 1-4	70-68	3rd	-10.0	Severino (10-6)	Bello (12-7)	Maton (3)
139	9/3	N	at NYM	L 2-7	70-69	3rd	-10.5	Crawford (8-13)	Peterson (9-1)	
140	9/4	N	at NYM	L 3-8	70-70	3rd	-10.5	Young (3-0)	Houck (8-10)	
-	9/5			Off Day		3rd	-10.5			
141	9/6	N	vs. CWS	W 3-1	71-70	3rd	-10.5	Kelly (6-2)	Foster (0-1)	Winckowski (1)
142	9/7	N	vs. CWS	W 7-5	72-70	3rd	-10.0	Criswell (6-4)	Crochet (6-11)	Jansen (26)
143	9/8	D	vs. CWS	L 2-7	72-71	3rd	-10.0	Ellard (2-2)	Kelly (6-3)	
144	9/9	N	vs. BAL	W 12-3	73-71	3rd	-10.0	Bello (13-7)	Povich (2-8)	Winckowski (2)
145	9/10	N	vs. BAL	L 3-5	73-72	3rd	-10.0	Suárez (8-5)	Crawford (8-14)	Dominguez (10)
146	9/11	N	vs. BAL	W 5-3 (10)	74-72	3rd	-10.0	Weissert (4-2)	Akin (3-1)	
147	9/12	N	at NYY	L 1-2 (10)	74-73	3rd	-11.0	Holmes (3-5)	Winckowski (4-2)	
148	9/13	N	at NYY	L 4-5	74-74	3rd	-12.0	Leiter Jr. (4-5)	Booser (2-3)	Weaver (2)
149	9/14	D	at NYY	W 7-1	75-74	3rd	-11.0	Bello (14-7)	Cole (6-5)	
150	9/15	D	at NYY	L 2-5	75-75	3rd	-12.0	Rodón (15-9)	Crawford (8-15)	Kahnle (1)
-	9/16			Off Day		3rd	-12.0			
151	9/17	N	at TB	L 3-8	75-76	3rd	-13.0	Baz (3-3)	Pivetta (5-11)	
152	9/18	N	at TB	W 2-1	76-76	3rd	-13.0	Slaten (6-2)	Rasmussen (0-2)	Jansen (27)
153	9/19	N	at TB	L 0-2	76-77	3rd	-13.0	Littell (8-9)	Bello (14-8)	Cleavinger (6)
154	9/20	N	vs. MIN	L 2-4 (12)	76-78	T-3rd	-14.0	Blewett (1-0)	Criswell (6-5)	Jax (10)
-	9/21			vs. MIN PPD to 9/22		4th	-14.5			
155	9/22	D	vs. MIN-G1	W 8-1	77-78	-	-	Pivetta (6-11)	López (15-9)	
156	9/22	N	vs. MIN-G2	W 9-3	78-78	T-3rd	-14.0	Crawford (9-15)	Irvin (6-6)	
157	9/23	N	at TOR	W 4-1	79-78	3rd	-13.5	Houck (9-10)	Bassitt (10-14)	
158	9/24	N	at TOR	W 6-5 (10)	80-78	3rd	-12.5	Martin (3-1)	Nance (0-3)	Shugart (1)
159	9/25	N	at TOR	L 1-6	80-79	3rd	-12.5	Gausman (14-11)	Fitts (0-1)	
-	9/26			Off Day		3rd	-13.0			
160	9/27	N	vs. TB	L 1-2	80-80	3rd	-13.0	Bradley (8-11)	Pivetta (6-12)	Uceta (5)
161	9/28	D	vs. TB	L 2-7	80-81	T-3rd	-13.0	Baz (4-3)	Crawford (9-16)	
162	9/29	D	vs. TB	W 3-1	81-81	3rd	-13.0	Priester (3-6)	Pepiot (8-8)	Slaten (2)

2024
in Review

2024 Season Recap & Highlights, Continued

2024 Major League Standings

AL East	W-L	PCT	GB	HOME	ROAD	vs. East	vs. Central	vs. West	RS	RA	DIFF
z-NY Yankees	94-68	.580	-	44-37	50-31	26-26	24-7	21-12	815	668	147
w-Baltimore	91-71	.562	3.0	44-37	47-34	32-20	21-11	18-14	786	699	87
Boston	81-81	.500	13.0	38-43	43-38	25-27	16-17	19-12	751	747	4
Tampa Bay	80-82	.494	14.0	42-39	38-43	26-26	14-18	14-18	604	663	-59
Toronto	74-88	.457	20.0	39-42	35-46	21-31	13-19	20-12	671	743	-72
AL Central	W-L	PCT	GB	HOME	ROAD	vs. East	vs. Central	vs. West	RS	RA	DIFF
y-Cleveland	92-69	.571	-	50-30	42-39	18-15	30-22	20-10	708	621	87
w-Kansas City	86-76	.531	6.5	45-36	41-40	14-18	33-19	16-16	735	644	91
w-Detroit	86-76	.531	6.5	43-38	43-38	20-12	28-24	16-16	682	642	40
Minnesota	82-80	.506	10.5	43-38	39-42	10-21	29-23	25-8	742	735	7
Chi White Sox	41-121	.253	51.5	23-58	18-63	10-22	10-42	10-22	507	813	-306
AL West	W-L	PCT	GB	HOME	ROAD	vs. East	vs. Central	vs. West	RS	RA	DIFF
y-Houston	88-73	.547	-	46-35	42-38	19-14	18-12	29-23	740	649	91
Seattle	85-77	.525	3.5	49-32	36-45	13-19	14-18	32-20	676	607	69
Texas	78-84	.481	10.5	44-37	34-47	14-17	20-13	25-27	683	738	-55
Oakland	69-93	.426	19.5	38-43	31-50	12-20	10-22	23-29	643	764	-121
LA Angels	63-99	.389	25.5	32-49	31-50	10-22	10-22	21-31	635	797	-162
NL East	W-L	PCT	GB	HOME	ROAD	vs. East	vs. Central	vs. West	RS	RA	DIFF
y-Philadelphia	95-67	.586	-	54-27	41-40	29-23	18-14	22-10	784	671	113
w-Atlanta	89-73	.549	6.0	46-35	43-38	28-24	13-17	17-17	704	607	97
w-NY Mets	89-73	.549	6.0	46-35	43-38	30-22	18-14	17-15	768	697	71
Washington	71-91	.438	24.0	38-43	33-48	25-27	15-18	10-21	660	764	-104
Miami	62-100	.383	33.0	30-51	32-49	18-34	12-21	13-18	637	841	-204
NL Central	W-L	PCT	GB	HOME	ROAD	vs. East	vs. Central	vs. West	RS	RA	DIFF
y-Milwaukee	93-69	.574	-	47-34	46-35	15-15	32-20	15-19	777	641	136
Chi Cubs	83-79	.512	10.0	44-37	39-42	17-16	23-29	16-15	736	669	67
St. Louis	83-79	.512	10.0	44-37	39-42	15-16	26-26	18-15	672	719	-47
Cincinnati	77-85	.475	16.0	39-42	38-43	17-15	24-28	15-17	699	694	5
Pittsburgh	76-86	.469	17.0	39-42	37-44	20-14	25-27	10-20	665	739	-74
NL West	W-L	PCT	GB	HOME	ROAD	vs. East	vs. Central	vs. West	RS	RA	DIFF
z-LA Dodgers	98-64	.605	-	52-29	46-35	19-12	18-15	31-21	842	686	156
w-San Diego	93-69	.574	5.0	45-36	48-33	17-15	22-10	27-25	760	669	91
Arizona	89-73	.549	9.0	44-37	45-36	18-15	19-12	28-24	886	788	98
San Francisco	80-82	.494	18.0	42-39	38-43	16-17	15-16	26-26	693	699	-6
Colorado	61-101	.377	37.0	37-44	24-57	11-20	12-21	18-34	682	929	-247

w - Clinched Wild Card

y - Clinched Division

z - Clinched Division and Best Record in League

2024 Wild Card Standings

	W-L	PCT.	GA/GB		W-L	PCT.	GA/GB
w-Baltimore	91-71	.562	+5.0	w-San Diego	93-69	.574	+4.0
w-Kansas City	86-76	.531	-	w-Atlanta	89-73	.549	-
w-Detroit	86-76	.531	-	w-NY Mets	89-73	.549	-
Seattle	85-77	.525	1.0	Arizona	89-73	.549	-
Minnesota	82-80	.506	4.0	Chi Cubs	83-79	.512	6.0
Boston	81-81	.500	5.0	St. Louis	83-79	.512	6.0
Tampa Bay	80-82	.494	6.0	San Francisco	80-82	.494	9.0
Texas	78-84	.481	8.0	Cincinnati	77-85	.475	12.0
Toronto	74-88	.457	12.0	Pittsburgh	76-86	.469	13.0
Oakland	69-93	.426	17.0	Washington	71-91	.438	18.0
LA Angels	63-99	.389	23.0	Miami	62-100	.383	27.0
Chi White Sox	41-121	.253	45.0	Colorado	61-101	.377	28.0

w - Clinched Wild Card



OPPONENTS



BALTIMORE ORIOLES

Oriole Park at Camden Yards

Series Facts (1954-2024)

All-Time Record vs. Orioles.....	630-534 (317-263 home, 313-271 road)
All-Time Record at Oriole Park	157-110
All-Time Record at Fenway Park.....	317-265
Longest Red Sox Winning Streak.....	13 (9/3/2005-5/16/2006)
Longest Orioles Winning Streak	8 (4/27-5/30/1960)
Most consecutive series won by Red Sox.....	12 (5/30/2008-4/25/2010)
Most consecutive series won by Orioles.....	6 (4/27-8/21/1960)

Series Highs

Red Sox (in Boston)

Runs.....	19 (9/26/2018-G1)
Hits	23 (9/9/2023)

Red Sox (in Baltimore)

Runs.....	19 (8/10/2018)
Hits	23 (2x, last: 8/2/2009)

Orioles (in Boston)

Runs.....	17 (9/27/1960)
Hits	21 (3x, last: 8/25/2017)

Orioles (in Baltimore)

Runs.....	18 (4/26/2015)
Hits	20 (2x, last: 4/26/2015)



NEW YORK YANKEES

Yankee Stadium

Series Facts (1903-2024)

All-Time Record vs. New York.....	1,028-1,245-14 (566-571-7 home, 462-673-7 road)
All-Time Record at Yankee Stadium.....	59-83
All-Time Record at Fenway Park.....	513-510-4
Longest Red Sox Winning Streak.....	17 (10/3/1911-7/1/1912)
Longest Yankees Winning Streak	12 (3x, last: 9/7/2019-9/10/2020)
Most consecutive series won by Red Sox.....	7 (10/3/1911-9/26/1912)
Most consecutive series won by Yankees	21 (9/28/1930-6/6/1933)

Series Highs

Red Sox (in Boston)

Runs.....	19 (7/25/2019)
Hits	23 (7/25/2019)

Red Sox (in New York)

Runs.....	17 (5/28/2005)
Hits	27 (5/28/2005)

Yankees (in Boston)

Runs.....	24 (9/28/1923)
Hits	30 (9/28/1923)

Yankees (in New York)

Runs.....	19 (8/13/1940-G2)
Hits	22 (5/22/1928)



TAMPA BAY RAYS

Tropicana Field

Series Facts (1998-2024)

All-Time Record vs. Tampa Bay.....	247-219 (132-98 home, 114-121 road)
All-Time Record at Tropicana Field	115-121
All-Time Record at Fenway Park.....	132-98
Longest Red Sox Winning Streak.....	11 (4/6-6/26/2001)
Longest Rays Winning Streak	6 (4x, last: 7/5-14/2022)
Most consecutive series won by Red Sox.....	7 (4/28/2004-4/17/2005)
Most consecutive series won by Rays	5 (9/17/2008-5/3/2009)

Series Highs

Red Sox (in Boston)

Runs.....	22 (7/23/2002-G1)
Hits	21 (7/5/2007)

Red Sox (in Tampa Bay)

Runs.....	15 (9/20/2005)
Hits	21 (2x, last: 9/15/2017)

Rays (in Boston)

Runs.....	17 (8/13/2020)
Hits	21 (7/24/2003)

Rays (in Tampa Bay)

Runs...13 (3x, last: 6/27/2016)	
Hits	19 (4/1/2003)



TORONTO BLUE JAYS

Rogers Centre

Series Facts (1977-2024)

All-Time Record vs. Toronto	397-331 (195-173 home, 202-158 road)
All-Time Record at Rogers Centre	153-123
All-Time Record at Fenway Park.....	195-173
Longest Red Sox Winning Streak.....	11 (4/16-7/11/2002)
Longest Blue Jays Winning Streak.....	9 (7/22/2022-10/2/2022)
Most consecutive series won by Red Sox.....	6 (2x, last: 4/24-9/13/2018)
Most consecutive series won by Blue Jays	7 (2x, last: 8/6/2021-10/2/2022)

Series Highs

Red Sox (in Boston)

Runs.....	18 (9/13/2011)
Hits	22 (10/4/1980-G1)

Red Sox (in Toronto)

Runs...16 (2x, last: 6/11/2011)	
Hits	21 (2x, last: 7/2/2017)

Blue Jays (in Boston)

Runs.....	28 (7/22/2022)
Hits	29 (7/22/2022)

Blue Jays (in Toronto)

Runs...13 (2x, last: 9/24/2006)	
Hits	21 (10/1/2022)



CHICAGO WHITE SOX

Guaranteed Rate Field

Series Facts (1901-2024)

All-Time Record vs. Chicago	1,001-960-11 (573-408-7 home, 428-552-4 road)
All-Time Record at Guaranteed Rate Field	70-64
All-Time Record at Fenway Park	501-355-3
Longest Red Sox Winning Streak	12 (8/5/1921-5/15/1922)
Longest White Sox Winning Streak	10 (2x, last: 8/21/1906-5/18/1907)
Most consecutive series won by Red Sox	7 (6/6/1941-5/14/1942)
Most consecutive series won by White Sox	17 (8/20/1963-7/31/1966)



CLEVELAND GUARDIANS

Progressive Field

Series Facts (1901-2024)

All-Time Record vs. Guardians	1,001-1058-8 (542-491-5 home, 459-567-3 road)
All-Time Record at Progressive Field	60-59
All-Time Record at Fenway Park	477-435-4
Longest Red Sox Winning Streak	11 (2x, last: 9/7/1985-8/22/1986)
Longest Guardians Winning Streak	11 (4/12-6/25/1996)
Most consecutive series won by Red Sox	7 (6/28/1983-9/2/1984)
Most consecutive series won by Guardians	9 (4/29/1954-5/2/1955)



DETROIT TIGERS

Comerica Park

Series Facts (1901-2024)

All-Time Record vs. Detroit	1,061-986-13 (579-447-6 home, 482-539-7 road)
All-Time Record at Comerica Park	48-39
All-Time Record at Fenway Park	518-384-4
Longest Red Sox Winning Streak	11 (8/25/1989-4/11/1990)
Longest Tigers Winning Streak	10 (2x, last: 8/16/1927-5/6/1928)
Most consecutive series won by Red Sox	9 (8/28/1951-8/27/1952)
Most consecutive series won by Tigers	9 (9/13/1921-6/16/1923)



KANSAS CITY ROYALS

Kauffman Stadium

Series Facts (1969-2024)

All-Time Record vs. Kansas City	262-247 (142-110 home, 120-137 road)
All-Time Record at Kauffman Stadium	107-122
All-Time Record at Fenway Park	145-111
Longest Red Sox Winning Streak	8 (5/12/2018-8/5/2019)
Longest Royals Winning Streak	12 (8/23/1970-8/25/1971)
Most consecutive series won by Red Sox	6 (2x, last: 4/19/2002-8/4/2005)
Most consecutive series won by Royals	8 (8/12/1970-6/15/1972)



MINNESOTA TWINS

Target Field

Series Facts (1961-2024)

All-Time Record vs. Minnesota	331-326 (191-139 home, 140-187 road)
All-Time Record at Target Field	24-20
All-Time Record at Fenway Park	191-139
Longest Red Sox Winning Streak	10 (8/27/1977-7/17/1978)
Longest Twins Winning Streak	17 (6/2/1965-5/7/1966)
Most consecutive series won by Red Sox	6 (5/30/1975-6/14/1976)
Most consecutive series won by Twins	6 (5/25-9/12/1965)

Series Highs

Red Sox (in Boston)

Runs.....	19 (2x, last: 5/13/1947)
Hits	23 (6/5/1929)

Red Sox (in Chicago)

Runs.....	21 (8/30/1970-G1)
Hits	24 (6/6/2024)

White Sox (in Boston)

Runs.....	22 (5/31/1970)
Hits	25 (8/15/1922)

White Sox (in Chicago)

Runs.....	21 (6/26/1960-G2)
Hits	22 (6/26/1960-G2)

Series Highs

Red Sox (in Boston)

Runs.....	18 (5/5/1930)
Hits	23 (3x, last: 5/5/1930)

Red Sox (in Cleveland)

Runs.....	24 (8/21/1986)
Hits	24 (8/21/1986)

Guardians (in Boston)

Runs.....	19 (2x, last: 4/10/1977)
Hits	24 (7/28/1925)

Guardians (in Cleveland)

Runs.....	27 (7/7/1923-G1)
Hits	25 (6/5/1930)

Series Highs

Red Sox (in Boston)

Runs.....	23 (6/18/1953)
Hits	27 (6/18/1953)

Red Sox (in Detroit)

Runs.....	18 (2x, last: 8/2/1956)
Hits	22 (8/28/1947)

Tigers (in Boston)

Runs.....	20 (7/7/1928-G1)
Hits	22 (6/13/1934)

Tigers (in Detroit)

Runs.....	17 (3x, last: 7/28/1990)
Hits	22 (5/9/1927)

Series Highs

Red Sox (in Boston)

Runs.....	17 (5/28/1977)
Hits	21 (8/14/1985)

Red Sox (in Kansas City)

Runs.....	22 (4/12/1994)
Hits	20 (2x, last: 5/8/1998)

Royals (in Boston)

Runs.....	13 (5x, last: 6/1/2000)
Hits	20 (5/28/2010)

Royals (in Kansas City)

Runs.....	13 (6x, last: 9/1/2023)
Hits	20 (8/2/1987)

Series Highs

Red Sox (in Boston)

Runs.....	18 (7/9/2008)
Hits	23 (7/9/2008)

Red Sox (in Minnesota)

Runs.....	17 (5/7/2017)
Hits	18 (3x, last: 4/24/2012)

Twins (in Boston)

Runs.....	17 (5/25/1965)
Hits	24 (5/25/1977-G1)

Twins (in Minnesota)

Runs.....	21 (5/20/1994)
Hits	22 (5/20/1994)



ATHLETICS

Sutter Health Park

Series Facts (1968-2024)

All-Time Record vs. Athletics	317-254 (184-100 home, 132-153 road, 1-1 neutral)
All-Time Record at Sutter Health Park	0-0
All-Time Record at Fenway Park	184-100
Longest Red Sox Winning Streak	11 (7/10/1993-4/28/1994)
Longest Athletics Winning Streak	8 (5/1-9/2/2012)
Most consecutive series won by Red Sox	7 (4/14/1997-8/27/1998)
Most consecutive series won by Athletics	4 (2x, last: 7/2/1987-5/29/1988)



HOUSTON ASTROS

Minute Maid Park

Series Facts (1962-2024)

All-Time Record vs. Houston	42-40 (20-20 home, 22-20 road)
All-Time Record at Minute Maid Park	22-20
All-Time Record at Fenway Park	20-20
Longest Red Sox Winning Streak	7 (7/1/2011-4/28/2013)
Longest Astros Winning Streak	7 (8/28/2023-8/19/2024)
Most consecutive series won by Red Sox	4 (7/1/2011-7/13/2014)
Most consecutive series won by Astros	5 (9/7/2018-6/10/2021)



LOS ANGELES ANGELS

Angel Stadium of Anaheim

Series Facts (1961-2024)

All-Time Record vs. Los Angeles	364-321-1 (203-143-1 home, 161-178 road)
All-Time Record at Angel Stadium	145-149
All-Time Record at Fenway Park	203-143-1
Longest Red Sox Winning Streak	10 (7/19/1993-7/4/1994)
Longest Angels Winning Streak	9 (2x, last: 5/4/2011-6/8/2013)
Most consecutive series won by Red Sox	5 (9/5/2009-4/24/2011)
Most consecutive series won by Angels	4 (8/25/1961-6/28/1962)



SEATTLE MARINERS

T-Mobile Park

Series Facts (1977-2024)

All-Time Record vs. Seattle	263-193 (140-82 home, 123-111 road)
All-Time Record at T-Mobile Park	50-58
All-Time Record at Fenway Park	140-82
Longest Red Sox Winning Streak	15 (5/4/1977-6/17/1978)
Longest Mariners Winning Streak	5 (7/22-8/27/2006)
Most consecutive series won by Red Sox	6 (5/3/1977-6/18/1978)
Most consecutive series won by Mariners	5 (5/29/1992-5/4/1993)



TEXAS RANGERS

Globe Life Field

Series Facts (1972-2024)

All-Time Record vs. Texas	261-240 (154-96 home, 107-144 road)
All-Time Record at Globe Life Field	6-7
All-Time Record at Fenway Park	154-96
Longest Red Sox Winning Streak	9 (7/2/2007-9/5/2008)
Longest Rangers Winning Streak	9 (2x, last: 4/28/1978-5/30/1979)
Most consecutive series won by Red Sox	6 (7/9/2004-4/5/2006)
Most consecutive series won by Rangers	5 (2x, last: 8/24/1993-7/16/1995)

Series Highs

Red Sox (in Boston)

Runs	16 (2x, last: 5/20/1996)
Hits	21 (5/20/1996)

Red Sox (in Sacramento)

Runs	N/A
Hits	N/A

Athletics (in Boston)

Runs	21 (6/14/1969)
Hits	25 (6/14/1969)

Athletics (in Sacramento)

Runs	N/A
Hits	N/A

Series Highs

Red Sox (in Boston)

Runs	12 (6/10/2021)
Hits	17 (4/26/2013)

Red Sox (in Houston)

Runs	17 (8/24/2023)
Hits	25 (8/24/2023)

Astros (in Boston)

Runs	13 (2x, last: 8/28/2023)
Hits	18 (8/28/2023)

Astros (in Houston)

Runs	11 (2x, last: 5/31/2021)
Hits	16 (8/21/2023)

Series Highs

Red Sox (in Boston)

Runs	17 (2x, last: 5/3/2010)
Hits	20 (5/3/2010)

Red Sox (in Los Angeles)

Runs	16 (7/21/1984)
Hits	20 (7/21/1984)

Angels (in Boston)

Runs	21 (7/2/2016)
Hits	26 (6/20/1980)

Angels (in Los Angeles)

Runs	13 (3x, last: 8/18/2005)
Hits	19 (9/22/1965-G1)

Series Highs

Red Sox (in Boston)

Runs	22 (8/15/2015)
Hits	26 (8/15/2015)

Red Sox (in Seattle)

Runs	14 (7/21/1983)
Hits	18 (2x, last: 9/1/1991)

Mariners (in Boston)

Runs	13 (2x, last: 5/21/1996)
Hits	24 (9/3/1981)

Mariners (in Seattle)

Runs	15 (2x, last: 5/24/1995)
Hits	18 (2x, last: 7/20/2004)

Series Highs

Red Sox (in Boston)

Runs	19 (8/12/2008)
Hits	21 (2x, last: 7/4/2016)

Red Sox (in Texas)

Runs	17 (8/5/1997)
Hits	24 (8/5/1997)

Rangers (in Boston)

Runs	18 (4/17/2012)
Hits	22 (6/11/2006)

Rangers (in Texas)

Runs	19 (8/1/2002)
Hits	20 (8/1/2002)



ATLANTA BRAVES

Truist Park

Series Facts (1997-2024)

All-Time Record vs. Atlanta	50-44 (21-26 home, 29-18 road)
All-Time Record at Truist Park	9-5
All-Time Record at Fenway Park	21-26
Longest Red Sox Winning Streak	6 (6/23/2012-5/29/2014)
Longest Braves Winning Streak	4 (5x, last: 5/11/2022-5/9/2023)
Most consecutive series won by Red Sox	9 (5/20/2005-5/29/2014)
Most consecutive series won by Braves	4 (2x, last: 7/6/2001-7/4/2004)



MIAMI MARLINS

loanDepot Park

Series Facts (1997-2024)

All-Time Record vs. Miami	34-16 (19-9 home, 15-7 road)
All-Time Record at LoanDepot Park	9-4
All-Time Record at Fenway Park	19-9
Longest Red Sox Winning Streak	7 (6/12/2012-7/8/2015)
Longest Marlins Winning Streak	3 (6/27-29/2023)
Most consecutive series won by Red Sox	10 (6/26/1998-7/8/2015)
Most consecutive series won by Marlins	1 (2x, last: 8/11-12/2015)



NEW YORK METS

Citi Field

Series Facts (1997-2024)

All-Time Record vs. New York	23-18 (13-9 home, 10-9 road)
All-Time Record at Citi Field	6-4
All-Time Record at Fenway Park	13-9
Longest Red Sox Winning Streak	6 (7/29/2020-9/22/2021)
Longest Mets Winning Streak	3 (9/2/2024-present)
Most consecutive series won by Red Sox	3 (7/29/2020-9/22/2021)
Most consecutive series won by Mets	2 (6/5/1998-6/13/1999)



PHILADELPHIA PHILLIES

Citizens Bank Park

Series Facts (1997-2024)

All-Time Record vs. Philadelphia	52-35 (24-15 home, 28-20 road)
All-Time Record at Citizens Bank Park	26-14
All-Time Record at Fenway Park	24-15
Longest Red Sox Winning Streak	7 (4/9/2015-6/14/2017)
Longest Phillies Winning Streak	5 (7/16/1999-6/4/2000)
Most consecutive series won by Red Sox	8 (6/25/2004-6/13/2010)
Most consecutive series won by Phillies	3 (6/22/1998-6/4/2000)



WASHINGTON NATIONALS

Nationals Park

Series Facts (2006-2024)

All-Time Record vs. Washington	18-9 (7-5 home, 9-3 road)
All-Time Record at Nationals Park	9-3
All-Time Record at Fenway Park	9-6
Longest Red Sox Winning Streak	6 (8/29/2020-8/15/2023)
Longest Nationals Winning Streak	4 (6/25/2009-6/10/2012)
Most consecutive series won by Red Sox	4 (4/13/2015-10/3/2021)
Most consecutive series won by Nationals	1 (2x, last: 8/15-17/2023)

Series Highs

Red Sox (in Boston)

Runs	13 (5/19/2007-G1)
Hits	18 (2x, last: 6/16/2015)

Red Sox (in Atlanta)

Runs	11 (2x, last: 4/26/2016)
Hits	15 (2x, last: 9/27/2020)

Braves (in Boston)

Runs	15 (8/30/1997)
Hits	19 (8/30/1997)

Braves (in Atlanta)

Runs	10 (7/4/2004)
Hits	15 (2x, last: 6/18/2007)

Series Highs

Red Sox (in Boston)

Runs	25 (6/27/2003)
Hits	28 (6/27/2003)

Red Sox (in Miami)

Runs	11 (7/1/2006)
Hits	14 (2x, last: 6/13/2012)

Marlins (in Boston)

Runs	10 (3x, last: 6/27/2023)
Hits	19 (6/27/2023)

Marlins (in Miami)

Runs	14 (8/12/2015)
Hits	17 (8/12/2015)

Series Highs

Red Sox (in Boston)

Runs	12 (2x, last: 9/22/2021)
Hits	16 (5/24/2009)

Red Sox (in New York)

Runs	10 (6/15/1997)
Hits	13 (6/15/1997)

Mets (in Boston)

Runs	9 (6/5/1998)
Hits	13 (7/21/2023)

Mets (in New York)

Runs	8 (9/4/2024)
Hits	15 (7/29/2020)

Series Highs

Red Sox (in Boston)

Runs	12 (4x, last: 6/11/2010)
Hits	17 (6/11/2010)

Red Sox (in Philadelphia)

Runs	13 (9/1/2003)
Hits	15 (2x, last: 6/26/2005)

Phillies (in Boston)

Runs	13 (8/18/2020)
Hits	18 (7/17/1999)

Phillies (in Philadelphia)

Runs	11 (2x, last: 6/14/2009)
Hits	15 (5/19/2012)

Series Highs

Red Sox (in Boston)

Runs	11 (6/20/2006)
Hits	17 (6/20/2006)

Red Sox (in Washington)

Runs	11 (2x, last: 7/3/2018)
Hits	17 (6/23/2009)

Nationals (in Boston)

Runs	10 (2x, last: 8/28/2020)
Hits	16 (8/28/2020)

Nationals (in Washington)

Runs	10 (8/17/2023)
Hits	12 (7/3/2018)



CHICAGO CUBS

Wrigley Field

Series Facts (2005-2024)

All-Time Record vs. Chicago	12-12 (6-6 home, 6-6 road)
All-Time Record at Wrigley Field	6-6
All-Time Record at Fenway Park	6-6
Longest Red Sox Winning Streak	2 (4x, last: 4/27-28/2024-present)
Longest Cubs Winning Streak	3 (6/30-7/2/2014)
Most consecutive series won by Red Sox	2 (2x, last: 7/14/2023-present)
Most consecutive series won by Cubs	1 (3x, last: 7/1-3/2022)



CINCINNATI REDS

Great American Ball Park

Series Facts (2005-2024)

All-Time Record vs. Cincinnati	17-6 (7-3 home, 10-3 road)
All-Time Record at Great American Ball Park	10-3
All-Time Record at Fenway Park	7-3
Longest Red Sox Winning Streak	9 (6/14/2008-9/24/2017)
Longest Reds Winning Streak	3 (9/21/2022-5/31/2023)
Most consecutive series won by Red Sox	5 (6/13/2005-9/24/2017)
Most consecutive series won by Reds	1 (5/30-6/1/2023)



MILWAUKEE BREWERS

American Family Field

Series Facts (1969-2024)

All-Time Record vs. Milwaukee	223-195 (120-92 home, 103-103 road)
All-Time Record at American Family Field	5-4
All-Time Record at Fenway Park	120-92
Longest Red Sox Winning Streak	6 (6/7/2003-6/17/2011)
Longest Brewers Winning Streak	5 (8/4/2012-5/10/2017)
Most consecutive series won by Red Sox	5 (9/5/1997-6/19/2011)
Most consecutive series won by Brewers	3 (4/4/2014-7/31/2022)



PITTSBURGH PIRATES

PNC Park at North Shore

Series Facts (2003-2024)

All-Time Record vs. Pittsburgh	13-11 (5-4 home, 8-7 road)
All-Time Record at PNC Park	8-7
All-Time Record at Fenway Park	5-4
Longest Red Sox Winning Streak	5 (4/3/2017-8/17/2022)
Longest Pirates Winning Streak	4 (8/18/2022-4/5/2023)
Most consecutive series won by Red Sox	2 (2x, last: 4/3/2017-8/18/2022)
Most consecutive series won by Pirates	2 (6/24/2011-9/18/2014)



ST. LOUIS CARDINALS

Busch Stadium

Series Facts (2003-2024)

All-Time Record vs. St. Louis	11-14 (6-8 home, 5-6 road)
All-Time Record at Busch Stadium	5-6
All-Time Record at Fenway Park	6-8
Longest Red Sox Winning Streak	5 (5/16/2017-6/17/2022)
Longest Cardinals Winning Streak	5 (5/12/2023-5/18/2024)
Most consecutive series won by Red Sox	2 (5/16/2017-6/19/2022)
Most consecutive series won by Cardinals	4 (6/10/2003-8/7/2014)

Series Highs

Red Sox (in Boston)

Runs	17 (4/27/2024)
Hits	21 (4/27/2024)

Red Sox (in Chicago)

Runs	11 (7/16/2023)
Hits	17 (6/12/2005)

Cubs (in Boston)

Runs	16 (7/2/2014)
Hits	19 (7/2/2014)

Cubs (in Chicago)

Runs	14 (6/10/2005)
Hits	20 (6/10/2005)

Series Highs

Red Sox (in Boston)

Runs	10 (6/13/2005)
Hits	16 (6/13/2005)

Red Sox (in Cincinnati)

Runs	9 (6/15/2008)
Hits	13 (6/14/2008)

Reds (in Boston)

Runs	9 (5/30/2023)
Hits	12 (5/30/2023)

Reds (in Cincinnati)

Runs	5 (9/21/2022)
Hits	11 (6/22/2024)

Series Highs

Red Sox (in Boston)

Runs	15 (2x, last: 6/9/1984)
Hits	19 (6/9/1984)

Red Sox (in Milwaukee)

Runs	20 (9/6/1975)
Hits	27 (8/5/1979-6/2)

Brewers (in Boston)

Runs	19 (5/31/1980)
Hits	22 (2x, last: 4/18/1983)

Brewers (in Milwaukee)

Runs	18 (4/12/1980)
Hits	21 (7/23/1990)

Series Highs

Red Sox (in Boston)

Runs	8 (6/19/2005)
Hits	11 (6/17/2005)

Red Sox (in Pittsburgh)

Runs	11 (6/4/2003-6/1)
Hits	16 (6/4/2003-6/1)

Pirates (in Boston)

Runs	7 (4/3/2023)
Hits	10 (6/18/2005)

Pirates (in Pittsburgh)

Runs	9 (9/17/2014)
Hits	15 (9/17/2014)

Series Highs

Red Sox (in Boston)

Runs	13 (6/11/2003)
Hits	19 (6/11/2003)

Red Sox (in St. Louis)

Runs	11 (5/19/2024)
Hits	14 (5/19/2024)

Cardinals (in Boston)

Runs	11 (6/18/2022)
Hits	16 (6/22/2008)

Cardinals (in St. Louis)

Runs	10 (5/17/2024)
Hits	14 (2x, last: 5/18/2024)



ARIZONA DIAMONDBACKS

Chase Field

Series Facts (2002-2024)

All-Time Record vs. Arizona.....	15-12 (10-8 home, 5-4 road)
All-Time Record at Chase Field.....	5-4
All-Time Record at Fenway Park.....	10-8
Longest Red Sox Winning Streak.....	5 (2x, last: 8/3/2013-8/14/2016)
Longest Diamondbacks Winning Streak.....	4 (5/28/2023-present)
Most consecutive series won by Red Sox.....	5 (6/8/2007-8/14/2016)
Most consecutive series won by Diamondbacks.....	1 (3x, last: 8/23/2024-present)



COLORADO ROCKIES

Coors Field

Series Facts (2002-2024)

All-Time Record vs. Colorado.....	15-14 (9-7 home, 6-7 road)
All-Time Record at Coors Field.....	6-7
All-Time Record at Fenway Park.....	9-7
Longest Red Sox Winning Streak.....	3 (3x, last: 5/15-8/28/2019)
Longest Rockies Winning Streak.....	4 (6/13/2007-6/23/2010)
Most consecutive series won by Red Sox.....	1 (4x, last: 8/27-28/2019)
Most consecutive series won by Rockies.....	3 (6/15/2004-6/24/2010)



LOS ANGELES DODGERS

Dodger Stadium

Series Facts (2002-2024)

All-Time Record vs. Los Angeles.....	10-14 (7-5 home, 3-9 road)
All-Time Record at Dodger Stadium.....	3-9
All-Time Record at Fenway Park.....	7-5
Longest Red Sox Winning Streak.....	4 (6/13/2004-6/20/2010)
Longest Dodgers Winning Streak.....	4 (8/27/2023-present)
Most consecutive series won by Red Sox.....	3 (6/11/2004-8/25/2013)
Most consecutive series won by Dodgers.....	4 (8/5/2016-present)



SAN DIEGO PADRES

Petco Park

Series Facts (2002-2024)

All-Time Record vs. San Diego.....	17-10 (7-5 home, 10-5 road)
All-Time Record at Petco Park.....	8-4
All-Time Record at Fenway Park.....	7-5
Longest Red Sox Winning Streak.....	4 (9/6/2016-8/24/2019)
Longest Padres Winning Streak.....	3 (5/21/2023-6/29/2024)
Most consecutive series won by Red Sox.....	4 (7/2/2013-5/21/2023)
Most consecutive series won by Padres.....	1 (2x, last: 6/28/2024-present)



SAN FRANCISCO GIANTS

Oracle Park

Series Facts (2004-2024)

All-Time Record vs. San Francisco.....	15-10 (8-3 home, 7-7 road)
All-Time Record at Oracle Park.....	7-7
All-Time Record at Fenway Park.....	8-3
Longest Red Sox Winning Streak.....	3 (2x, last: 6/26/2010-8/19/2013)
Longest Giants Winning Streak.....	2 (3x, last: 7/29-30/2023)
Most consecutive series won by Red Sox.....	3 (6/15/2007-8/21/2013)
Most consecutive series won by Giants.....	2 (9/17-19/2019-7/30/2023)

Series Highs

Red Sox (in Boston)

Runs.....	16 (8/14/2016)
Hits.....	19 (8/14/2016)

Red Sox (in Arizona)

Runs.....	10 (6/8/2007)
Hits.....	14 (5/26/2023)

Diamondbacks (in Boston)

Runs.....	12 (8/23/2024)
Hits.....	16 (2x, last: 8/23/2024)

Diamondbacks (in Arizona)

Runs.....	15 (4/5/2019)
Hits.....	18 (4/5/2019)

Series Highs

Red Sox (in Boston)

Runs.....	11 (6/25/2013)
Hits.....	20 (6/25/2013)

Red Sox (in Colorado)

Runs.....	15 (9/25/2013)
Hits.....	16 (9/25/2013)

Rockies (in Boston)

Runs.....	12 (6/13/2007)
Hits.....	14 (6/13/2007)

Rockies (in Colorado)

Runs.....	20 (7/24/2024)
Hits.....	21 (7/24/2024)

Series Highs

Red Sox (in Boston)

Runs.....	10 (6/18/2010)
Hits.....	14 (8/25/2013)

Red Sox (in Los Angeles)

Runs.....	9 (8/5/2016)
Hits.....	12 (8/25/2013)

Dodgers (in Boston)

Runs.....	14 (6/12/2004)
Hits.....	15 (6/12/2004)

Dodgers (in Los Angeles)

Runs.....	9 (2x, last: 7/21/2024)
Hits.....	13 (6/23/2002)

Series Highs

Red Sox (in Boston)

Runs.....	14 (6/20/2011)
Hits.....	18 (7/4/2013)

Red Sox (in San Diego)

Runs.....	11 (8/23/2019)
Hits.....	14 (8/23/2019)

Padres (in Boston)

Runs.....	11 (6/29/2024)
Hits.....	16 (6/29/2024)

Padres (in San Diego)

Runs.....	7 (5/21/2023)
Hits.....	11 (6/23/2007)

Series Highs

Red Sox (in Boston)

Runs.....	11 (7/20/2016)
Hits.....	16 (7/20/2016)

Red Sox (in San Francisco)

Runs.....	14 (6/18/2004)
Hits.....	14 (6/18/2004)

Giants (in Boston)

Runs.....	11 (9/18/2019)
Hits.....	15 (2x, last: 9/18/2019)

Giants (in San Francisco)

Runs.....	9 (6/18/2004)
Hits.....	12 (6/25/2010)

All-Time Opponent Pitching Leaders vs. Red Sox

Appearances		Games Started		Innings Pitched		ERA (min. 100.0 IP)	
Mariano Rivera	115	Walter Johnson	91	Walter Johnson	815.0	Eric Erickson	1.73
Walter Johnson	112	Early Wynn	84	Eddie Plank	691.1	Herman Pillette	2.01
Red Faber	99	Eddie Plank	82	Early Wynn	630.0	Jack Quinn	2.07
Early Wynn	97	Mel Harder	79	Ted Lyons	603.0	Bob Shawkey	2.16
Mel Harder	96	Feller/Lyons	68	Mel Harder	594.2	Dean Chance	2.28
Strikeouts		Wins		Losses		Saves	
Walter Johnson	488	Walter Johnson	53	Walter Johnson	43	Mariano Rivera	58
Early Wynn	378	Eddie Plank	49	Early Wynn	33	Rick Aguilera	27
Bob Feller	370	Mel Harder	44	Eddie Plank	31	Roberto Hernandez	22
Eddie Plank	339	Early Wynn	39	3 tied	30	Tom Henke	21
Rube Waddell	315	Ted Lyons	39			Jim Johnson	21

Active Opponent Pitching Leaders vs. Red Sox

Appearances		Games Started		Innings Pitched		ERA (min. 50.0 IP)	
David Robertson	78	Kevin Gausman	26	Kevin Gausman	149.1	David Robertson	1.98
Aaron Loup	56	Justin Verlander	21	Justin Verlander	136.1	Lance Lynn	2.59
Aroldis Chapman	46	Jake Odorizzi	21	Alex Cobb	115.2	Justin Verlander	2.77
Tim Mayza	40	Alex Cobb	20	Gerrit Cole	106.2	Erasmó Ramírez	3.00
Chad Green	38	Gerrit Cole	19	Marcus Stroman	105.2	Chad Green	3.04
Strikeouts		Wins		Losses		Saves	
Kevin Gausman	152	Kevin Gausman	9	Kevin Gausman	10	Aroldis Chapman	16
Gerrit Cole	130	Alex Cobb	9	Justin Verlander	7	David Robertson	12
Justin Verlander	120	Charlie Morton	8	Luis Severino	7	Jordan Romano	8
David Robertson	97	Cole/Stroman/Snell	7	Jake Odorizzi	7	Emmanuel Clase	8
Luis Severino	96			Sonny Gray	7	Fairbanks/Giles	6

All-Time Opponent Pitching Leaders at Fenway Park

Appearances		Games Started		Innings Pitched		ERA (min. 50.0 IP)	
Mariano Rivera	55	Early Wynn	40	Walter Johnson	311.1	Lefty Grove	1.72
Early Wynn	50	Hooks Dauss	35	Hooks Dauss	291.2	Elam Vanglider	2.14
Red Faber	49	Mel Harder	35	Early Wynn	282.0	Hoyt Wilhelm	2.18
Hooks Dauss	47	Walter Johnson	35	Ted Lyons	270.2	Nels Potter	2.26
Mel Harder	46	Bob Feller	34	Red Faber	259.0	George Blaeholder	2.33
Strikeouts		Wins		Losses		Saves	
Bob Feller	186	Hooks Dauss	19	Walter Johnson	22	Mariano Rivera	36
Walter Johnson	173	Tommy Bridges	18	Early Wynn	19	Jim Johnson	12
Jim Bunning	162	Herb Pennock	18	Ned Garver	18	Rick Aguilera	11
Mike Mussina	147	Walter Johnson	17	3 tied	17	Jeff Montgomery	11
Early Wynn	143	Ted Lyons	17			6 tied	10

Active Opponent Pitching Leaders at Fenway Park

Appearances		Games Started		Innings Pitched		ERA (min. 25.0 IP)	
David Robertson	44	Kevin Gausman	12	Kevin Gausman	68.2	Erasmó Ramírez	2.03
Aaron Loup	29	Jake Odorizzi	12	Justin Verlander	66.2	Kyle Gibson	2.41
Tim Mayza	25	Alex Cobb	11	Alex Cobb	62.1	David Robertson	2.49
Aroldis Chapman	18	Berrios/Bundy/	8	Jake Odorizzi	56.0	Aaron Loup	2.54
Alex Colomé	18	Cole/Stroman		José Berrios	46.2	Blake Snell	3.10
Strikeouts		Wins		Losses		Saves	
Kevin Gausman	72	Alex Cobb	8	Keegan Akin	5	David Robertson	8
Justin Verlander	58	Kevin Gausman	5	Dylan Bundy	5	Aroldis Chapman	6
Gerrit Cole	54	Charlie Morton	4	Kevin Gausman	5	Alex Colomé	6
Tyler Glasnow	52	11 tied	3	Gray/Odorizzi/	4	Brad Boxberger	5
Odorizzi/Scherzer	51			Severino/Stroman		Romano/Clase	4

All-Time Opponent Batting Leaders vs. Red Sox

Games Played		Hits		Home Runs		RBI	
Ty Cobb	437	Ty Cobb	615	Babe Ruth	90	Lou Gehrig	315
Eddie Collins	407	Eddie Collins	493	Lou Gehrig	70	Ty Cobb	287
Al Kaline	349	Sam Rice	423	Mickey Mantle	69	Babe Ruth	273
Sam Rice	340	Goose Goslin	406	Al Kaline	62	Al Simmons	255
Charlie Gehringer	339	Lou Gehrig	404	Harmon Killebrew	61	Goose Goslin	226
Runs Scored		Stolen Bases		AVG (min. 100 PA)		OPS (min. 100 PA)	
Ty Cobb	315	Ty Cobb	140	Ed Delahanty	.412	Yordan Alvarez	1.198
Babe Ruth	285	Eddie Collins	96	Will Clark	.403	Babe Ruth	1.147
Lou Gehrig	281	Rickey Henderson	89	Bill Keister	.392	Ed Delahanty	1.120
Charlie Gehringer	265	Carl Crawford	64	Lyman Bostock	.386	Lou Gehrig	1.100
Eddie Collins	242	Bert Campaneris	63	Shane Mack	.380	Rowdy Telez	1.087

Active Opponent Batting Leaders vs. Red Sox

Games Played		Hits		Home Runs		RBI	
Kevin Kiermaier	121	Manny Machado	113	Aaron Judge	29	Vladimir Guerrero Jr.	75
Aaron Judge	104	Gleyber Torres	106	Teoscar Hernández	23	Teoscar Hernández	69
Manny Machado	101	Vladimir Guerrero Jr.	101	Brandon Lowe	19	Aaron Judge	65
Gleyber Torres	101	Kevin Kiermaier	101	Manny Machado	19	Gleyber Torres	64
Aaron Hicks	100	Trey Mancini	98	Gary Sánchez	19	Manny Machado	59
Runs Scored		Stolen Bases		AVG (min. 50 PA)		OPS (min. 50 PA)	
Aaron Judge	77	Cedric Mullins	17	J.D. Martinez	.442	MJ Melendez	1.367
Teoscar Hernández	57	José Ramírez	14	Christian Yelich	.409	J.D. Martinez	1.222
Kevin Kiermaier	56	Jose Altuve	12	MJ Melendez	.393	Franmil Reyes	1.198
Vladimir Guerrero Jr.	55	Bo Bichette	11	Nolan Arenado	.378	Rhys Hoskins	1.132
Aaron Hicks	54	Kevin Kiermaier	11	Yordan Alvarez	.370	Marcell Ozuna	1.121

All-Time Opponent Batting Leaders at Fenway Park

Games Played		Hits		Home Runs		RBI	
Al Kaline	179	Al Kaline	218	Babe Ruth	38	Lou Gehrig	152
Brooks Robinson	170	Ty Cobb	205	Mickey Mantle	38	Babe Ruth	119
Eddie Collins	169	Luke Appling	199	Harmon Killebrew	37	Joe DiMaggio	113
Sam Rice	169	Eddie Collins	196	Al Kaline	30	Goose Goslin	112
Luke Appling	163	Goose Goslin	194	DiMaggio/Rodríguez	29	3 tied	107
Runs Scored		Stolen Bases		AVG (min. 50 PA)		OPS (min. 50 PA)	
Lou Gehrig	140	Rickey Henderson	47	Yordan Alvarez	.488	Yordan Alvarez	1.693
Babe Ruth	129	Ty Cobb	44	Reggie Jefferson	.450	Reggie Jefferson	1.260
Al Kaline	118	Eddie Collins	38	Will Clark	.434	Alex Bregman	1.240
Charlie Gehringer	110	Bert Campaneris	31	Tommy Harper	.415	Frank Robinson	1.188
Goslin/Mantle	105	Sam Rice	31	Geno Petralli	.414	Brandon Lowe	1.188

Active Opponent Batting Leaders at Fenway Park

Games Played		Hits		Home Runs		RBI	
Kevin Kiermaier	61	Kevin Kiermaier	65	Teoscar Hernández	14	Teoscar Hernández	44
Manny Machado	52	Vladimir Guerrero Jr.	64	Vladimir Guerrero Jr.	10	Vladimir Guerrero Jr.	44
Aaron Judge	48	Manny Machado	62	Manny Machado	10	Manny Machado	37
Gleyber Torres	48	Lourdes Gurriel Jr.	57	Anthony Santander	10	Gleyber Torres	33
Vladimir Guerrero Jr.	46	Yandy Díaz	50	Gary Sánchez	9	Anthony Santander	32
Runs Scored		Stolen Bases		AVG (min. 25 PA)		OPS (min. 25 PA)	
Teoscar Hernández	36	Cedric Mullins	11	Yordan Alvarez	.488	Yordan Alvarez	1.693
Aaron Judge	34	José Ramírez	9	Riley Greene	.444	Colton Cowswor	1.314
Kevin Kiermaier	33	Bo Bichette	8	J.D. Martinez	.444	Eugenio Suárez	1.277
Vladimir Guerrero Jr.	29	Gleyber Torres	8	Eugenio Suárez	.425	Alex Bregman	1.240
Cedric Mullins	29	Kevin Kiermaier	7	Christian Yelich	.424	David Peralta	1.240

Year-by-Year Results vs. American League

YEAR	BAL	CWS	CLE	DET	HOU	KC	LAA	MIL	MIN	NY Yankees	ATH	SEA	TB	TEX	TOR
2024	5-8	4-3	2-5	3-4	2-4	4-2	4-2	-	3-3	6-7	5-1	4-3	6-7	4-2	8-5
2023	6-7	2-4	3-3	5-1	2-5	5-2	3-4	-	4-3	9-4	4-2	3-3	2-11	3-3	7-6
2022	10-9	2-4	5-2	5-1	4-2	3-4	4-3	-	3-4	6-13	5-1	6-1	7-12	6-1	3-16
2021	13-6	3-4	4-2	3-3	2-5	5-2	3-3	-	5-2	10-9	3-3	4-3	8-11	3-4	10-9
2020	5-5	-	-	-	-	-	-	-	-	1-9	-	-	3-7	-	5-5
2019	12-7	5-2	3-3	5-2	2-4	5-1	4-3	-	3-3	5-14	4-3	4-3	7-12	4-3	11-8
2018	16-3	3-4	3-4	4-2	3-4	5-1	6-0	-	4-3	10-9	2-4	4-3	11-8	6-1	15-4
2017	9-10	6-1	4-3	3-4	3-4	2-4	2-4	-	5-2	8-11	3-4	3-3	11-8	5-1	13-6
2016	11-8	3-4	4-2	2-5	5-2	2-4	4-3	-	4-3	11-8	5-1	4-3	12-7	3-3	9-10
2015	8-11	3-4	2-4	4-2	2-4	4-3	2-5	-	2-5	8-11	5-1	4-3	9-10	2-5	10-9
2014	8-11	4-3	2-5	1-5	4-3	6-1	2-5	-	4-2	7-12	3-4	1-5	9-10	4-2	7-12
2013	8-11	4-2	6-1	3-4	6-1	2-5	3-3	-	4-3	13-6	3-3	6-1	12-7	2-4	11-8
2012	5-13	6-2	5-3	5-5	-	4-3	0-6	-	4-3	5-13	1-8	5-4	9-9	2-6	7-11
2011	10-8	2-4	4-6	5-1	-	5-3	6-2	-	5-2	12-6	6-2	5-4	6-12	4-6	10-8
2010	9-9	1-6	4-4	3-3	-	4-3	9-1	-	3-2	9-9	4-5	7-3	7-11	4-6	12-6
2009	16-2	4-4	7-2	6-1	-	5-3	4-5	-	4-2	9-9	5-5	2-4	9-9	2-7	11-7
2008	12-6	4-3	5-1	5-2	-	6-1	1-8	-	4-3	9-9	6-4	6-3	8-10	9-1	9-9
2007	12-6	7-1	5-2	3-4	-	3-3	6-4	-	4-3	8-10	4-4	4-5	13-5	6-4	9-9
2006	15-3	4-2	3-4	3-3	-	4-5	3-3	-	1-5	8-11	3-7	4-6	10-9	5-4	7-12
2005	10-8	4-3	4-2	6-4	-	4-2	6-4	-	4-2	9-10	6-4	3-3	13-6	7-2	7-11
2004	9-10	4-2	3-4	6-1	-	4-2	5-4	-	2-4	11-8	8-1	5-4	14-5	4-5	14-5
2003	10-9	5-4	4-2	8-1	-	5-1	6-3	-	2-4	9-10	3-4	5-2	12-7	5-4	10-9
2002	13-6	2-4	5-4	5-4	-	4-2	4-3	-	3-3	9-10	6-3	4-5	16-3	4-3	13-6
2001	10-9	3-3	3-6	4-5	-	3-3	3-4	-	3-3	5-13	4-5	3-6	14-5	5-2	12-7
2000	7-5	7-5	6-6	7-5	-	4-6	4-5	-	8-2	6-7	5-5	5-5	6-6	7-3	4-8
1999	7-5	7-5	8-4	7-5	-	8-2	9-1	-	6-4	8-4	4-6	7-3	4-9	4-5	12-9
1998	6-6	7-5	8-3	5-5	-	8-3	5-6	-	5-6	5-7	9-2	7-4	9-3	6-5	5-7
1997	7-5	3-8	6-5	5-7	-	3-8	5-6	8-3	8-3	4-8	7-4	7-4	-	3-8	6-6
1996	6-7	6-6	1-11	12-1	-	3-9	8-4	7-5	6-6	7-6	8-5	7-6	-	6-6	8-5
1995	9-4	5-3	6-7	8-5	-	3-2	11-3	8-4	5-4	5-8	8-4	7-5	-	3-4	8-5
1994	2-4	2-4	3-7	4-2	-	4-2	7-5	5-5	1-8	3-7	9-3	6-6	-	1-5	7-3
1993	7-6	7-5	5-8	6-7	-	5-7	7-5	5-8	7-5	6-7	9-3	7-5	-	6-6	3-10
1992	5-8	6-6	6-7	4-9	-	7-5	8-4	5-8	3-9	7-6	5-7	6-6	-	4-8	7-6
1991	5-8	7-5	9-4	5-8	-	7-5	4-8	7-6	3-9	6-7	8-4	9-3	-	5-7	9-4
1990	9-4	6-6	9-4	8-5	-	4-8	7-5	5-8	4-8	9-4	4-8	8-4	-	5-7	10-3
1989	7-6	7-5	8-5	11-2	-	4-8	4-8	6-7	6-6	7-6	7-5	5-7	-	6-6	5-8
1988	9-4	7-5	8-5	6-7	-	6-6	8-4	10-3	7-5	9-4	3-9	6-6	-	8-4	2-11
1987	12-1	3-9	7-6	2-11	-	6-6	4-8	6-7	7-5	7-6	4-8	7-5	-	7-5	6-7
1986	9-4	7-5	10-3	7-6	-	6-6	5-7	6-6	10-2	5-8	7-5	8-4	-	8-4	7-6
1985	8-5	4-8-1	8-5	6-7	-	5-7	5-7	5-8	7-5	5-8	8-4	6-6	-	5-7	9-4
1984	7-6	7-5	10-3	7-6	-	3-9	9-3	9-4	6-6	7-6	7-5	4-8	-	5-7	5-8
1983	5-8	6-6	7-6	4-9	-	5-7	6-6	4-9	5-7	7-6	8-4	7-5	-	7-5	7-6
1982	9-4	4-8	6-7	8-5	-	6-6	7-5	4-9	6-6	7-6	8-4	7-5	-	10-2	7-6
1981	2-2	5-4	7-6	6-1	-	3-3	2-4	6-7	2-5	3-3	7-5	9-3	-	3-6	4-0
1980	5-8	6-4	7-6	8-5	-	5-7	9-3	6-7	6-6	3-10	9-3	7-5	-	5-7	7-6
1979	5-8	5-6	6-7	8-5	-	8-4	5-7	8-4	9-3	5-8	9-3	8-4	-	6-6	9-4
1978	8-7	7-3	7-8	12-3	-	4-6	9-2	10-5	9-2	7-9	5-5	7-3	-	3-7	11-4
1977	8-6	3-7	8-7	9-6	-	5-5	7-3	9-6	4-6	8-7	8-3	10-1	-	6-4	12-3
1976	11-7	6-6	9-9	14-4	-	3-9	7-5	12-6	7-5	7-11	4-8	-	-	3-9	-
1975	9-9	8-4	7-11	13-5	-	7-5	6-6	10-8	10-2	11-5	6-6	-	-	8-4	-
1974	8-10	8-4	9-9	11-7	-	4-8	4-8	10-8	6-6	11-7	8-4	-	-	5-7	-
1973	11-7	6-6	9-9	3-15	-	8-4	7-5	12-6	6-6	14-4	4-8	-	-	9-3	-
1972	11-7	6-6	8-7	5-9	-	6-6	8-4	11-7	4-8	9-9	9-3	-	-	8-4	-
1971	9-9	10-2	11-7	12-6	-	1-11	6-6	6-6	8-4	7-11	3-9	-	-	-	-
1970	5-13	8-4	12-6	9-9	-	7-5	5-7	5-7	7-5	10-8	7-5	-	-	-	-
1969	8-10	5-7	12-6	10-8	-	10-2	8-4	-	7-5	11-7	4-8	-	-	-	-
1968	9-9	14-4	10-8	6-12	-	-	9-9	-	9-9	10-8	8-10	-	-	-	-
1967	8-10	8-10	13-5	11-7	-	-	10-8	-	7-11	12-6	-	-	-	-	-
1966	6-12	11-7	7-11	8-10	-	-	9-9	-	6-12	8-10	-	-	-	-	-
1965	7-11	4-14	8-10	6-12	-	-	5-13	-	1-17	9-9	-	-	-	-	-
1964	7-11	4-14	9-9	5-13	-	-	9-9	-	5-13	9-9	-	-	-	-	-
1963	11-7	8-10	10-8	9-9	-	-	9-8	-	7-11	6-12	-	-	-	-	-
1962	10-8	8-10	7-11	11-6	-	-	6-12	-	10-8	6-12	-	-	-	-	-
1961	7-11	9-9	5-13	8-10	-	-	11-7-1	-	11-7	5-13	-	-	-	-	-
1960	6-16	5-17	9-13	14-8	-	-	-	-	-	7-15	-	-	-	-	-
1959	14-8	8-14	8-14	11-11	-	-	-	-	-	13-9	-	-	-	-	-
1958	12-10	10-12	12-10	10-12	-	-	-	-	-	9-13-1	-	-	-	-	-
1957	14-8	8-14	12-10	10-12	-	-	-	-	-	8-14	-	-	-	-	-
1956	16-6	14-8	13-9-1	12-10	-	-	-	-	-	8-14	-	-	-	-	-
1955	14-8	9-13	11-11	13-9	-	-	-	-	-	8-14	-	-	-	-	-
1954	11-11	5-17	2-20-2	14-8	-	-	-	-	-	9-13	-	-	-	-	-
1953	-	6-16	13-9	13-9	-	-	-	-	-	10-11	-	-	-	-	-
1952	-	12-10	9-13	16-6	-	-	-	-	-	8-14	-	-	-	-	-
1951	-	11-11	8-14	12-10	-	-	-	-	-	11-11	-	-	-	-	-
1950	-	15-7	10-12	10-12	-	-	-	-	-	9-13	-	-	-	-	-

2025
Opponents

Year-by-Year Results vs. American League, Continued

YEAR	BAL	CWS	CLE	DET	HOU	KC	LAA	MIL	MIN	NYN	ATH	SEA	TB	TEX	TOR
1949	-	17-5	8-14	15-7-1	-	-	-	-	-	9-13	-	-	-	-	-
1948	-	14-8	11-12	15-7	-	-	-	-	-	14-8	-	-	-	-	-
1947	-	16-6-1	9-13	12-10-1	-	-	-	-	-	9-13	-	-	-	-	-
1946	-	13-9	15-7	15-7-1	-	-	-	-	-	14-8	-	-	-	-	-
1945	-	9-13	11-11	12-10-1	-	-	-	-	-	6-16	-	-	-	-	-
1944	-	17-5	8-14	10-12-2	-	-	-	-	-	11-11	-	-	-	-	-
1943	-	8-14	12-10	11-11-1	-	-	-	-	-	5-17-1	-	-	-	-	-
1942	-	13-8	14-8	15-7	-	-	-	-	-	12-10	-	-	-	-	-
1941	-	16-6	9-13	11-11	-	-	-	-	-	9-13-1	-	-	-	-	-
1940	-	11-11	8-14	11-11	-	-	-	-	-	9-13	-	-	-	-	-
1939	-	8-14	11-11	10-12	-	-	-	-	-	11-8-1	-	-	-	-	-
1938	-	12-6	12-10	10-12	-	-	-	-	-	11-11-1	-	-	-	-	-
1937	-	10-12	11-11	12-10-1	-	-	-	-	-	7-15	-	-	-	-	-
1936	-	12-10	9-13	13-9	-	-	-	-	-	7-15-1	-	-	-	-	-
1935	-	13-9	9-13	9-13	-	-	-	-	-	9-12	-	-	-	-	-
1934	-	11-10	9-13	8-14	-	-	-	-	-	10-12	-	-	-	-	-
1933	-	11-7	9-13-1	11-11	-	-	-	-	-	8-14	-	-	-	-	-
1932	-	12-10	7-15	6-16	-	-	-	-	-	5-17	-	-	-	-	-
1931	-	12-10-1	6-16	12-10	-	-	-	-	-	6-16	-	-	-	-	-
1930	-	13-9	7-15	8-14	-	-	-	-	-	6-16	-	-	-	-	-
1929	-	11-11	9-13	8-14	-	-	-	-	-	5-17	-	-	-	-	-
1928	-	10-12	9-13	7-15	-	-	-	-	-	6-16	-	-	-	-	-
1927	-	11-11	15-7	5-17	-	-	-	-	-	4-18	-	-	-	-	-
1926	-	6-16	6-16	7-15	-	-	-	-	-	5-17	-	-	-	-	-
1925	-	9-13	7-15	5-17	-	-	-	-	-	9-13	-	-	-	-	-
1924	-	10-12	14-8	6-16	-	-	-	-	-	5-17-1	-	-	-	-	-
1923	-	9-13	10-12	10-12-1	-	-	-	-	-	8-14	-	-	-	-	-
1922	-	10-12	6-16	5-17	-	-	-	-	-	13-9	-	-	-	-	-
1921	-	15-7	8-14	15-7	-	-	-	-	-	7-15	-	-	-	-	-
1920	-	12-10	6-16	13-9	-	-	-	-	-	9-13	-	-	-	-	-
1919	-	9-11	4-15	9-11	-	-	-	-	-	10-9	-	-	-	-	-
1918	-	12-7	10-10	13-5	-	-	-	-	-	6-11	-	-	-	-	-
1917	-	10-12-1	10-12	9-12	-	-	-	-	-	13-9-1	-	-	-	-	-
1916	-	14-8	15-7	14-8	-	-	-	-	-	11-11	-	-	-	-	-
1915	-	12-10	16-4	14-8	-	-	-	-	-	10-12	-	-	-	-	-
1914	-	13-9	16-6	15-7-1	-	-	-	-	-	11-11	-	-	-	-	-
1913	-	10-11	8-13	13-9	-	-	-	-	-	14-6-1	-	-	-	-	-
1912	-	16-6-1	11-11-11	5-6	-	-	-	-	-	19-2	-	-	-	-	-
1911	-	11-11	11-11	10-12	-	-	-	-	-	12-10	-	-	-	-	-
1910	-	10-12	14-8-3	12-10	-	-	-	-	-	9-13-1	-	-	-	-	-
1909	-	13-9-1	14-8	9-13	-	-	-	-	-	13-9	-	-	-	-	-
1908	-	6-16-1	10-12	11-11	-	-	-	-	-	12-10	-	-	-	-	-
1907	-	10-11-3	8-13	6-16	-	-	-	-	-	8-12-1	-	-	-	-	-
1906	-	4-18	8-14	10-12	-	-	-	-	-	5-17-1	-	-	-	-	-
1905	-	6-16-1	14-8	10-12	-	-	-	-	-	13-8	-	-	-	-	-
1904	-	13-9	9-13	16-6	-	-	-	-	-	12-10-2	-	-	-	-	-
1903	-	14-6	12-8	10-9-1	-	-	-	-	-	13-7	-	-	-	-	-
1902	-	12-8	6-14	11-7-1	-	-	-	-	-	-	-	-	-	-	-
1901	-	12-8	12-6	9-11-1	-	-	-	-	-	-	-	-	-	-	-

ALL-TIME RECORDS VS. CURRENT A.L. TEAMS

Club	W-L-T	Club	W-L-T	Club	W-L-T
ATH	317-254	HOU	42-40	SEA	263-193
BAL	630-534	KC	262-247	TB	247-219
CWS	1001-960-11	LAA	364-321-1	TEX	261-240
CLE	1001-1058-8	MIN	331-326	TOR	397-331
DET	1061-986-13	NYN	1028-1245-14		

Year-by-Year Results in Interleague Play

YEAR	ARI	ATL	CHC	CIN	COL	HOU	LAD	MIA	MIL	NYM	PHI	PIT	SDP	SFG	STL	WSH	Total
2024	0-3	1-3	2-1	2-1	1-2		0-3	3-0	1-2	0-3	2-1	3-0	1-2	2-1	1-2	2-1	21-25
2023	2-1	3-1	2-1	1-2	1-2		1-2	0-3	2-1	2-1	2-1	0-3	2-1	1-2	0-3	1-2	20-26
2022	-	1-3	1-2	2-2	-	-	-	-	1-2	-	-	2-1	-	-	2-1	-	9-11
2021	-	3-1	-	-	-	-	-	3-0	-	4-0	3-3	-	-	-	-	3-0	16-4
2020	-	2-4	-	-	-	-	-	2-1	-	2-2	2-2	-	-	-	-	2-1	10-10
2019	1-2	-	-	-	3-1	-	1-2	-	-	-	2-2	-	2-1	1-2	-	-	10-10
2018	-	5-1	-	-	-	-	-	4-0	-	2-1	2-2	-	-	-	-	3-0	16-4
2017	-	-	2-1	3-0	-	-	-	-	1-2	-	3-1	3-0	-	-	4-0	-	16-4
2016	3-0	3-1	-	-	2-1	-	1-2	-	-	-	-	2-1	3-1	-	-	-	14-6
2015	-	2-2	-	-	-	-	-	2-2	-	2-1	5-1	-	-	-	-	2-1	13-7
2014	-	4-0	0-3	4-0	-	-	-	-	0-3	-	-	0-3	-	-	1-2	-	9-11
2013	2-1	-	-	-	3-1	-	2-1	-	-	-	2-2	-	3-0	2-1	-	-	14-6
2012	-	2-1	2-1	-	-	-	-	5-1	-	-	2-1	-	-	-	-	0-3	11-7
2011	-	-	2-1	-	-	3-0	-	-	2-1	-	1-2	1-2	1-2	-	-	-	10-8
2010	3-0	-	-	-	1-2	-	3-0	-	-	-	4-2	-	-	2-1	-	-	13-5
2009	-	4-2	-	-	-	-	-	2-1	-	1-2	2-1	-	-	-	-	2-1	11-7
2008	2-1	-	-	2-1	-	1-2	-	-	3-0	-	2-1	-	-	-	1-2	-	11-7
2007	2-1	4-2	-	-	1-2	-	-	-	-	-	-	2-1	3-0	-	-	-	12-6
2006	-	3-0	-	-	-	-	-	2-1	-	3-0	5-1	-	-	-	-	3-0	16-2
2005	-	2-1	1-2	3-0	-	-	-	-	-	-	3-0	2-1	-	-	1-2	-	12-6
2004	-	1-2	-	-	1-2	-	2-1	-	-	-	2-1	-	2-1	1-2	-	-	9-9
2003	-	-	-	-	-	3-0	-	2-1	2-1	-	1-2	2-1	-	-	1-2	-	11-7
2002	0-3	1-5	-	-	2-1	-	0-3	-	-	-	-	2-1	-	-	-	-	5-13
2001	-	3-3	-	-	-	-	-	2-1	-	1-2	2-1	-	-	-	-	2-1	10-8
2000	-	2-4	-	-	-	-	-	2-1	-	2-1	0-3	-	-	-	-	3-0	9-9
1999	-	2-4	-	-	-	-	-	2-1	-	1-2	1-2	-	-	-	-	0-3	6-12
1998	-	2-1	-	-	-	-	-	2-1	-	1-2	1-3	-	-	-	-	3-0	9-7
1997	-	0-3	-	-	-	-	-	1-2	-	2-1	3-0	-	-	-	-	0-3	6-9

ALL-TIME RECORDS IN INTERLEAGUE PLAY (329-246 OVERALL)

Club	W-L	Club	W-L	Club	W-L
ARI	15-12	LAD	10-14	PIT	13-11
ATL	50-44	MIA	34-16	SD	17-10
CHC	12-12	MIL	14-13	SF	15-10
CIN	17-6	NYM	23-18	STL	11-14
COL	15-14	PHI	52-35	WSH	26-16

2025 Opponents



HISTORY & RECORDS

The History of the Red Sox

9 WORLD SERIES TITLES: 1903, 1912, 1915, 1916, 1918, 2004, 2007, 2013, 2018

14 AL PENNANTS: 1903, 1904, 1912, 1915, 1916, 1918, 1946, 1967, 1975, 1986, 2004, 2007, 2013, 2018

10 AL EAST TITLES: 1975, 1986, 1988, 1990, 1995, 2007, 2013, 2016, 2017, 2018

8 AL WILD CARD BERTHS: 1998, 1999, 2003, 2004, 2005, 2008, 2009, 2021

Boston is one of only four remaining charter members of the American League, which was formed in 1901. The Red Sox franchise won five of Major League Baseball's 15 World Series championships from 1903-1918 and has seen similar success under the current ownership group, adding four titles in a 15-year span from 2004-2018. Along the way, Boston has been at the center of some of the game's greatest moments and served as a home to some of its most accomplished players. Playing their home games at "America's Most Beloved Ballpark," the Red Sox have called Fenway Park home since 1912, making it baseball's oldest venue and one of the most famous landmarks in all of sports. Thirty-eight former Red Sox have been enshrined in the National Baseball Hall of Fame for their playing careers, from legends like Cy Young and Babe Ruth, to Ted Williams, the greatest hitter who ever lived. In one of the franchise's signature moments, the Red Sox rallied for the biggest comeback in baseball history in 2004, defeating the New York Yankees in the ALCS after trailing in the series, three games to none. In 2013, the Red Sox demonstrated how important a role they can play in their community, using yet another World Series championship to help a city heal after the tragic events of the Boston Marathon bombing. Boston claimed three consecutive AL East titles from 2016-2018 and capped off the 2018 season—which featured a franchise-record 108 regular-season victories—with the ninth World Series championship in the club's history.

How They Became the "Red Sox"

The Boston American League Base Ball Club was officially known as the Americans, but also known by the media as the Somersets—after owner Charles Somers—as well as the Plymouth Rocks, Speed Boys, Puritans, and Pilgrims. These various names were applied until December 18, 1907, when the current name "Red Sox" was adopted. The origin of this name is traced to the Boston Red Stockings of the powerful National League in the 1870s and 1880s. In 1907, the Red Stockings (who later became the Braves) abandoned the red hosiery they customarily wore, as Manager Fred Tenney believed that the red dye in the socks could possibly cause infection in spike wounds. Red Sox Owner John I. Taylor stated, "From now on we'll wear red stockings, and I'm grabbing that name Red Sox!"

The Early Years (1901-1938)

The Boston Americans didn't need long to cement their status as a serious contender. In **1903**, the team finished in first place with a 91-47 record and earned a berth in Major League Baseball's first ever World Series against the Pittsburgh Pirates of the more established National League. Boston won the best-of-nine series, five games to three, in only its third year of existence, causing such an embarrassment that the National League refused to participate in the World Series the following year when the Americans repeated as AL champions. During that **1904** season, Boston went 95-59 and saw **Cy Young** pitch the first perfect game of the modern era on May 5. In the latter half of the decade, Young continued to dominate, throwing a no-hitter in New York in **1908** on the way to his 511 career wins, still the most in MLB history.



Cy Young pitched the first perfect game of the modern era in 1904.

When **Fenway Park** opened in **1912**—replacing Huntington Avenue Grounds as the Red Sox' home ballpark—a decade of dynasty began. The new park, named after its location in the Fenway area of Boston, opened April 20, 1912, with the Red Sox taking a 7-6, 11-inning decision from the New York Highlanders (Yankees). With a 105-47 record that season, the Sox headed for the World Series and defeated the Giants, four games to three with one tie. The Red Sox picked up a young left-handed pitcher in **1914** by the name of **George Herman "Babe" Ruth**, who would figure prominently in the team's World Series dynasty of the next several years. The Sox went to the World Series three more times in the decade, winning in **1915**, **1916**, and **1918**. Ruth was the hero in 1916, with a 23-12

regular-season record and a 1.75 ERA. In Game 2 of the World Series that year, Ruth pitched a 14-inning, complete-game, 2-1 win against Brooklyn. In 1918, Ruth extended his streak to 29.2 consecutive scoreless World Series innings, a record that stood until 1961, and also tied for the league lead with 11 home runs.

The History of the Red Sox, Continued

After Sox owner **Harry Frazee** sold Ruth and most of his best players to the Yankees, the “Roaring Twenties” were anything but for the Red Sox. To add to difficulties on the field, Fenway Park itself suffered a setback. On May 8, **1926**, fire roared through the ballpark, destroying much of the left-field bleacher sections. Then-owner **Bob Quinn** could not afford to rebuild the sections, and the difficult decade for the Sox continued. When 30-year-old millionaire **Tom Yawkey** bought the club in **1933**, his first order of business was to rebuild the fire-scarred stadium. Ironically, on January 5, **1934**, during construction of the new Fenway Park, another fire raged through and destroyed much of the progress. The Red Sox fielded far better teams in the 1930s than they had in the decade prior, and also saw attendance figures increase, especially after Fenway was refurbished. On August 12, 1934, 46,766 fans attended Ruth’s farewell game at Fenway, spilling out onto the field.

The Ted Williams Era (1939-1960)

1939 brought forth a new era in Red Sox baseball, when **Ted Williams** began his legendary career at only 20 years old. That season, the Red Sox had five future Hall of Famers on the roster in Williams, **Joe Cronin**, **Jimmie Foxx**, **Lefty Grove**, and **Bobby Doerr**. The early 1940s featured several individual milestones, highlighted by Williams batting .406 in **1941** and winning the Triple Crown in **1942**, as well as Grove earning his 300th victory. After winning only 71 games in **1945**, the Sox claimed the **1946** pennant by a comfortable 12-game margin with 104 wins before falling to the St. Louis Cardinals in seven games in the World Series. Fenway also played host to the 1946 All-Star Game, in which Williams went 4-for-4 with two home runs. Coming off the AL pennant year, Williams won a second Triple Crown in **1947**. Lights were also installed that season to start the era of night baseball at Fenway. Despite collecting 96 wins in **1948** and **1949**, the Sox finished both seasons one game out of first place.

By the end of the 1940s, Williams had established himself as one of the greatest players in baseball. He had played eight Major League seasons through 1949—missing the 1943-45 seasons to serve in **World War II**—and in that time he earned two MVP awards, two Triple Crowns, four RBI titles, four home run titles, and four batting titles. Along with Williams and Doerr—one of the game’s greatest second basemen—the Red Sox’ impressive core featured standout center fielder **Dom DiMaggio** and shortstop **Johnny Pesky**, with the four players forming a special bond that would one day be the inspiration for a statue outside of Fenway Park titled, “Teammates.” Doerr and Williams would end up in the National Baseball Hall of Fame, while DiMaggio was a seven-time All-Star and Pesky spent 61 seasons in the Red Sox organization in various capacities.



Ted Williams began his Hall of Fame career with the Red Sox in 1939.

The 1950s brought more offensive prowess for the Sox, with the **1950** club featuring perhaps the best-hitting Red Sox team ever. Boston hit .302 as a team and scored 1,027 runs—both franchise records that still stand today—as **Billy Goodman** won the batting championship (.354) and helped the team post a 94-60 record, the club’s best mark of the decade. For the second time in his career, Williams put off baseball for military service, this time in the Korean War in **1952** and **1953**. Upon his return, Williams continued his usual impressive hitting with a tremendous league-leading .388 batting average and 38 home runs in **1957**, followed by a second straight batting title with a .328 average at the age of 40 in **1958**. Meanwhile, **Jackie Jensen** won the RBI title in 1955 (tied), 1958, and 1959, and was named American League MVP in 1958. On July 21, **1959**, infielder **Pumpsie Green** made his debut as the first Red Sox African-American Major Leaguer, a day that was recognized as a “Memorable Red Sox Moment” during the club’s 2018 Hall of Fame induction ceremonies.

The end of the 1950s also brought the end of the Williams era in Red Sox history. “Teddy Ballgame” hit his 521st and final home run into the Red Sox bullpen in his final Major League at-bat on September 28, **1960**. The spot he vacated in left field was filled in **1961** by rookie **Carl Yastrzemski**, who would later match some of Williams’ feats as part of an illustrious 23-year career, all spent with the Red Sox en route to being enshrined in the National Baseball Hall of Fame.

The History of the Red Sox, Continued

The Birth of Red Sox Nation (1961-2001)

The early years of the post-Williams era featured several noteworthy accomplishments, including no-hitters by **Earl Wilson** and **Bill Monbouquette** in **1962**, as well as Yastrzemski's first batting title in **1963**. **Dave Morehead** added another no-hitter in **1965**, but that season the Sox had their worst record of the decade, losing 100 games. After finishing in ninth place in **1966** with 90 losses, the Red Sox overcame 100-to-1 odds to win the "**Impossible Dream**" pennant in **1967** with a 92-70 record. Though they did not win the World Series, that season lives on as one of the greatest in Red Sox history, beginning a stretch of 16 consecutive winning seasons (1967-82), which is still a club record. During that magical 1967 season, **Jim Lonborg** won 22 games and the Cy Young Award, while Yastrzemski won the Triple Crown and was named MVP of the American League.

While Yastrzemski and Massachusetts native **Tony Conigliaro** helped carry the Red Sox into the 1970s, a young catcher and New England native by the name of **Carlton Fisk** made his mark by unanimously winning the **1972** Rookie of the Year Award. Pitcher **Luis Tiant** thrilled Sox fans and took home the ERA title that season. Two other famous rookies, **Jim Rice** and **Fred Lynn**, were added to the mix in **1975**, contributing to another AL championship season. Lynn won both MVP and Rookie of the Year honors, the first player ever to do so in the same year, while Rice hit 22 home runs to Lynn's 21. In Game 6 of the 1975 World Series, **Bernie Carbo's** two-out, three-run home run against the Reds in the 8th inning tied the game at 6-6. Fisk then left his mark on baseball history when he hit a 12th-inning pitch off the left-field foul pole for a dramatic finish for the Red Sox, in what many consider to be the greatest World Series game ever. Once again, however, the Sox came up short, and were defeated by Cincinnati in seven games.



Yaz was inducted into the National Baseball Hall of Fame in 1989.

The Sox continued to be successful through the end of the 1970s, winning 97 games in **1977**, 99 in **1978**, and 91 in **1979**. Rice won the home run title in 1977 and took home MVP honors in 1978, Lynn won the 1979 batting championship, and Yastrzemski recorded his 3,000th hit on September 12, 1979. **Dwight Evans** did his part, not only with his bat, but also in right field, picking up three Gold Glove Awards in the last four seasons of the decade.

The Red Sox' next great run came in **1986**, a season that got off to an auspicious start when Evans homered in Detroit on the first pitch of the Major League season. **Roger Clemens**, who won the Cy Young and MVP Awards, dominated AL batters in 1986, winning 24 games—including his first 14 decisions—with a 2.48 ERA. He also broke a Major League record, striking out 20 batters in a 3-1 win over Seattle on April 29. **Wade Boggs** led the offense, winning his third of five batting titles in the decade. Under manager **John McNamara's** leadership, the team won 95 games and came back from a three-games-

to-one deficit in the ALCS to earn a World Series matchup with the Mets, which the Sox lost in seven games. The Red Sox returned to their winning ways in **1988** with **Joe Morgan's** miracle team. After Morgan took over from McNamara in July, the Sox won 12 straight and 19 of 20 games, to come from nine games behind and move into first place in the AL East. "Morgan's Magic" became the team's slogan, but the Red Sox were overpowered by Oakland in the ALCS.

The Sox started the next decade off on the right foot by winning the AL East in **1990**. They fared well after the new division setup was established in **1995**, reaching postseason play three times in the final five years of the decade. In 1995, the Red Sox and the Cleveland Indians started a Division Series rivalry that would last throughout the decade. Behind the powerful hitting of **Mo Vaughn**—who led the AL in home runs and earned the MVP Award—and the stable pitching of Clemens and knuckleballer **Tim Lincecum**, the Sox won the East Division title and faced the Indians in the 1995 ALDS. In **1996**, Clemens struck out 20 batters in a game for the second time in his career, tying his own Major League record. In **1997**, shortstop **Nomar Garciaparra** made his way to Fenway and picked up the Rookie of the Year Award while leading the league with 209 hits.

The History of the Red Sox, Continued

The **1998** campaign began a string of 14 consecutive winning seasons for the Red Sox (1998-2011), as Boston earned back-to-back postseason appearances in 1998 and 1999. The Sox' winning ways of 1998 coincided with the arrival of **Pedro Martinez**, who won the 1997 Cy Young Award as a member of the Montreal Expos before being traded to the Red Sox that offseason. After winning 19 games and posting a 2.89 ERA in 1998, Martinez won another Cy Young Award in **1999** and finished second in MVP voting, going 23-4 with a 2.07 ERA. The Sox also hosted the final All-Star Game of the century in 1999, with Martinez retiring all six batters faced—five on strikeouts—en route to MVP honors. Martinez repeated as Cy Young Award winner in **2000**, the same year Garciaparra won his second consecutive AL batting title (.372). On December 13, 2000, the Red Sox signed outfielder **Manny Ramirez**, a move that would help make Boston one of the best offensive teams of the 2000s. On April 4, **2001**, **Hideo Nomo** won his Red Sox debut by throwing the club's first no-hitter since 1965, but the Sox would win only 82 games that season, the final year of Jean R. Yawkey Trust ownership era.

A New Era (2002-Present)

Prior to the **2002** season, a new ownership group led by **John Henry**, **Tom Werner**, and **Larry Lucchino** took control of the Red Sox and instilled unprecedented success and change to the organization. Following a 93-69 season that featured yet another no-hitter—thrown by **Derek Lowe**—**Theo Epstein** was named GM on November 25, 2002, making him the youngest in MLB history at 28 years and 10 months old. Epstein made offseason moves to help the team become an offensive powerhouse that set several records. The additions of **David Ortiz**, **Kevin Millar**, **Bill Mueller**, and **Todd Walker** solidified a batting order that produced 961 runs, 2nd-most in club history, and hit 238 home runs, then a single-season franchise record. The **2003** Red Sox had an exciting 95-67 regular season, their most wins since 1995, and came back from a 2-0 deficit in the ALDS to win three straight vs. Oakland and advance to the ALCS against the Yankees. A dramatic seven-game series wasn't resolved until Aaron Boone's 11th-inning home run stopped the Red Sox.

In his first year as manager, **Terry Francona** led the **2004** Red Sox to a 98-64 record and a Wild Card berth. The Sox swept the Anaheim Angels in the ALDS, as Ortiz's dramatic home run in the 10th inning of Game 3 ensured a rematch with the Yankees for the AL pennant. After dropping the first three games to New York, the Red Sox rallied behind the bat of Ortiz, the baserunning of **Dave Roberts**, timely hitting by Mueller, an airtight bullpen, and the gritty performance of **Curt Schilling** to win the final four games of the series, completing the greatest comeback in Major League history. The Red Sox then swept the Cardinals to win the World Series for the sixth time, the first since 1918. Martinez and Schilling became the first Red Sox teammates ever to strike out 200 batters in the same season, while Ramirez and Ortiz became the first AL teammates to bat .300, hit 30 HR, and drive in 100 runs since 1931. The Red Sox sold out their entire 81-game home schedule for the first time in franchise history.



The Red Sox stormed the field in 2004 to celebrate the club's 1st World Series title since 1918.

The Sox followed with a 95-67 record in **2005**, while the **2006** season was highlighted by Ortiz setting a single-season club record with 54 home runs. In **2007**, the Red Sox clinched their first AL East title since 1995, going 96-66. After sweeping the Angels 3-0 in the ALDS, Boston went down three games to one in the ALCS vs. Cleveland. The Sox completed another comeback to clinch their 12th AL pennant, then swept the Rockies to win their second World Series title in four years and seventh overall. The Sox joined the Yankees as the only teams in AL history to sweep in successive World Series appearances. Boston led the AL East for the final 166 days of 2007 beginning April 18, the longest consecutive stretch in club history.

The **2008** Red Sox began their World Series title defense on March 25, 2008 in Tokyo, Japan vs. the A's. The club finished with a 95-67 record to clinch their sixth AL Wild Card berth. After defeating the Los Angeles Angels three games to one in the ALDS, Boston lost the ALCS to the Rays in seven games. **Dustin Pedroia**, who earned Rookie of the Year honors in 2007, was named the AL's MVP in 2008. In **2009**, for the 10th straight year, the Red Sox set a new club record for home attendance, an accomplishment unprecedented in MLB. Boston won 95 games that year, followed by 89 wins in **2010** and 90 in **2011**.

The History of the Red Sox, Continued

After losing 93 games in **2012**—a season that marked the 100th anniversary of Fenway Park—the **2013** Red Sox had a storybook year, going from last place to first place in the East, winning the AL pennant, and capturing their third World Series title in 10 years (eighth overall). New manager **John Farrell**, the club's pitching coach from 2007-10, became the fourth manager to lead the Red Sox to a World Series title in his first year. At 97-65, the Sox were in first place an AL-high 158 days after failing to spend one day in first in 2012. The **all-time home sellout streak in American sports history** ended on April 10, the second game of the season. The streak began on May 15, 2003 and reached 794 games, plus 26 more in postseason play. Following the tragic events of the Boston Marathon bombing on April 15, Ortiz ignited a rallying cry for the city during a pre-game speech on April 20, the club's first home game since the marathon. Standing on the pitcher's mound, Ortiz declared, "This is our [expletive] city" and urged fans to "stay strong." Following a comeback win over the Royals that day, "**Boston Strong**" became the team's—and the city's—mantra. It all culminated in October with wins over Tampa Bay in the ALDS (3-1), Detroit in the ALCS (4-2), and St. Louis in the World Series (4-2). It was the first time the Red Sox clinched a World Series title at home since 1918. Ortiz went 11-for-16 (.688) with two home runs and eight walks in the Fall Classic en route to World Series MVP honors, with his game-tying grand slam in Game 2 of the ALCS saving the Sox' season as one of the most clutch hits in the franchise's history.

The **2014** and **2015** seasons were highlighted by the emergence of several young players, including **Mookie Betts**, **Xander Bogaerts**, and **Jackie Bradley Jr.** On August 18, 2015, **Dave Dombrowski** was hired as President of Baseball Operations, a newly created position in the organization. In his first full season, Dombrowski helped the Red Sox return to the top of the division, as they won 15 more games in **2016** (93) than they did in 2015 (78) en route to the AL East title. With Ortiz leading the way during his farewell tour season, Boston led the majors in runs scored with 878, while **Rick Porcello** won the AL Cy Young Award. The Ortiz era came to a close on October 10 when, after Boston's 4-3 loss to Cleveland in Game 3 of the ALDS, the largest postseason crowd in Fenway Park history (39,530) stayed long after the final out to give Big Papi a proper sendoff. The Red Sox won 93 games and were crowned champions of the AL East once again in **2017**, but they were eliminated by the eventual AL champion for the second time in as many years, this time suffering a three-games-to-one loss to the Houston Astros. **Chris Sale** finished second in AL Cy Young Award voting in his Red Sox debut, as he led the majors with 308 strikeouts in a season that was constantly compared to Martinez's magical 1999 run. The Sox tied a franchise record with 15 extra-inning wins against only three losses thanks to an outstanding bullpen led by **Craig Kimbrel**, who earned the Mariano Rivera American League Reliever of the Year Award.



The Red Sox are the only franchise to win 4 World Series titles in the 21st century.

Alex Cora was hired on October 22, 2017, becoming only the second Puerto Rico native to manage a Major League team. In **2018** he helped the Red Sox win 17 of their first 19 games en route to a 108-54 record, the club's third consecutive AL East title, and the franchise's fourth World Series championship in 15 years. The Sox' 108 wins bested the club's previous record of 105, which had been set in 1912. Among many individual accolades, Betts was named the AL's Most Valuable Player. In his first season with Boston, **J.D. Martinez** hit .330 with 43 home runs and 130 RBI, as he earned the AL's Hank Aaron Award. The Sox saw their run of AL East titles come to a halt in **2019**, a year in which they joined the Yankees in the two-game **London Series** from June 29-30, MLB's first games ever played in Europe. Boston set the franchise's single-season home run record (245),

while Martinez, Bogaerts, and **Rafael Devers** became the first Sox trio ever to hit at least .300 with 30 or more home runs in the same season. In **2020**, Sale and **Eduardo Rodriguez** missed the entire season on the injured list as the Sox finished 24-36 in a season shortened due to the coronavirus pandemic. The Club returned to the Postseason in **2021**, finishing 92-70 before defeating the Yankees in the AL Wild Card Game, 6-2, in front of an electric Fenway Park. The Red Sox went on to upset the division-winning Rays in the ALDS, 3 games to 1, treating their fans to walk-off victories in Games 3 and 4. The team's magical run ended at the hands of the Astros in the ALCS, as Boston fell just 2 wins shy of reaching the World Series. In **2022**, the Red Sox finished below .500 (78-84) in a full season for the first time since 2015, as they went 52-34 outside of the AL East but struggled in divisional play (26-50). On January 11, **2023**, the Red Sox signed Devers to a 10-year contract extension spanning the 2024-33 seasons, the longest contract in franchise history. Boston finished 78-84 yet again in 2023, reaching a season-high nine games above .500 at 56-47 before going 22-37 from July 29 through the end of the season.

The History of the Red Sox, Continued

In **2024**, **Craig Breslow**'s first season as Chief Baseball Officer, the Red Sox used a franchise-record 57 players and finished in 3rd place in the AL East at 81-81. The Sox were an MLB-best 31-19 in their final 50 games of the 1st half (May 19-July 14) and owned the AL's 3rd Wild Card position at the All-Star break, but they went 28-39 in the season's 2nd half. The runnin' Red Sox ranked 3rd in the AL with 144 stolen bases—their most in a season since 1914—and were led on the basepaths by **Jarren Duran** (34 steals). Duran finished 8th in AL MVP voting and right fielder **Wilyer Abreu** joined Carlton Fisk and Fred Lynn as the only Red Sox rookies ever to win a Gold Glove Award, as Boston outfielders tied for the MLB lead with 48 defensive runs saved. Red Sox starting pitchers ranked 7th in the Majors with a 3.81 ERA, as **Brayan Bello**, **Kutter Crawford**, and **Tanner Houck** became the 1st homegrown trio of Red Sox starters to make 30+ starts in a season since 1987. A patch with **Tim Wakefield**'s number 49 was worn by players and coaches on their jersey sleeve throughout the season; the navy patch was shaped like a heart, a nod to Wakefield's role as Honorary Chairman of the Red Sox Foundation. On July 24, the club and Cora agreed to a three-year contract extension through the 2027 season. After 42 years as a broadcaster (1983-2024), **Joe Castiglione** announced his retirement, and prior to the Red Sox' final game of the regular season pre-game ceremonies included a proclamation from City of Boston Mayor Michelle Wu designating September 29 as "Joe Castiglione Day." Netflix produced a season-long documentary that featured unprecedented access to players, coaches, and executives, with the project scheduled to begin streaming in the spring of 2025. On December 11, the Red Sox acquired pitcher **Garrett Crochet** from the Chicago White Sox in a blockbuster trade that set the tone for Boston's off-season.





NATIONAL BASEBALL HALL OF FAME AND MUSEUM

25 Main Street, Cooperstown, New York 13326

Phone: (607) 547-7200

Public Relations: (607) 547-0215

E-mail address: info@baseballhall.org

Website: baseballhall.org

Summer Hours: Memorial Day Weekend - Labor Day Weekend: 9 a.m. to 7 p.m.

Regular Hours: 9 a.m. to 5 p.m.

Holiday Closings: Thanksgiving Day, Christmas Day, and New Year's Day.

DIRECTORY: Jane Forbes Clark (Chairman), Josh Rawitch (President), Shilpa Ketharaju (Vice President Finance and Administration/Chief Financial Officer), Sean Gahagan (Vice President, Retail Merchandising & Licensing), Ken Meifert (Vice President, Sponsorship & Development), Ryan Selzner (Vice President, People and Culture)
PR CONTACTS: Jon Shestakofsky (Vice President, Communications & Education) and Craig Muder (Comm. Director)

HALL OF FAME WEEKEND 2025: July 25-28

Class of 2025: Dick Allen, Dave Parker, CC Sabathia, Ichiro Suzuki, Billy Wagner

Awards Presentation: Sat., July 26 **Induction:** Sun., July 27, 1:30 p.m. ET, Clark Sports Center

RED SOX IN THE HALL OF FAME

A total of 46 former players, managers and executives in the Hall of Fame spent some or part of their professional careers with the Boston Red Sox, including 2025 electee Billy Wagner. Twelve of the other 45 spent a majority of their careers with the Red Sox including: Wade Boggs, Jimmy Collins, Joe Cronin, Bobby Doerr, Harry Hooper, Pedro Martinez, David Ortiz, Jim Rice, Ted Williams, Carl Yastrzemski, Cy Young and Thomas Yawkey. For a complete list of Boston Red Sox in the Hall of Fame, visit the "Hall of Famers" team pages at www.baseballhall.org.

2018 RED SOX WORLD SERIES ARTIFACTS IN COOPERSTOWN

- Jersey worn by David Price in Game 5 when he picked up the victory in the clinching game.
- Bat used by Steve Pearce in Game 4 when he homered in Boston's 9-6 victory.
- Glasses worn by relief pitcher Joe Kelly in Game 5.
- Cap and spikes worn by pitcher Nathan Eovaldi throughout the World Series.
- Batting helmet and batting gloves used by Brock Holt, including on Oct. 8 when he became the first player to hit for the cycle in a postseason game.
- Hoodie worn by Red Sox manager Alex Cora throughout the World Series.



Artifacts from 2018 World Series.

NOTABLE RED SOX ARTIFACTS IN COOPERSTOWN

- Jersey worn by Jarren Duran when he won the Most Valuable Player Award at the 2024 All-Star Game
- Jersey worn by Christian Vazquez when he caught the first pitches thrown in an MLB game on European soil on Jun 29, 2019, in London.
- Bat used by World Series MVP David Ortiz throughout the 2013 postseason.
- Bat and batting gloves used by Jonny Gomes to hit his three-run home run in Game 4 of the 2013 World Series.
- Ball signed by Kevin Youkilis from his record-setting 194th consecutive errorless game at first base on April 2, 2008.
- Triple Crown Award won by Carl Yastrzemski in 1967; led the A.L. in batting .326 with 44 home runs and 121 RBI.
- Bat and ball used to register Ted Williams' 500th home run on June 17, 1960.

A LOOK AHEAD TO 2026

Ballots for the 2026 Hall of Fame/BBWAA election will be distributed following the 2025 season with results from the voting scheduled to be announced in January 2026. A partial list of first-year candidates for election includes Ryan Braun, Edwin Encarnación, Cole Hamels and Matt Kemp. Historical information on past BBWAA elections and the election process can be accessed at www.baseballhall.org or by contacting the Hall of Fame Communications department.

CONNECT TO COOPERSTOWN

- For up-to-the-minute news from Cooperstown, visit at www.baseballhall.org. Stay up-to-date on all the activity at the Hall of Fame's official site, on Twitter @baseballhall and through social networking on Facebook, Instagram, TikTok and YouTube.
- If you would like to receive interesting stories and timely news items direct from the Hall of Fame and get the inside track on the latest happenings in Cooperstown, sign up for **Inside Pitch**. There's no cost to receive our weekly electronic newsletter in your e-mail box at home or work and it's easy to enroll: Just log on to www.baseballhall.org/media/museum-facts.
- If you have an interest in receiving **Around The Horn**, the Hall's monthly media newsletter, please send an e-mail to info@baseballhall.org. Be sure to include your name, name of organization and e-mail address. Or visit www.baseballhall.org/media-info.

RESEARCH ASSISTANCE

The Hall of Fame is pleased to provide assistance in baseball research and members of the media are encouraged to utilize this valuable baseball resource whenever necessary by calling the Public Relations department at (607) 547-0215, or the Library Reference desk at (607) 547-0330.

Ownership History

1901-02: Charles W. Somers of Ohio was one of the founders and financiers of the new American League who also owned the Cleveland team and made his fortune in the lumber and coal business.

1903-04: Henry J. Killilea was a Milwaukee lawyer and expert on baseball law who played an important role in the negotiations that ended the National League-American League war in early 1903.

1904-11: John I. Taylor was an avid sportsman and son of the owner, publisher and editor of *The Boston Globe*. He changed the team's nickname to "Red Sox" in 1907 and oversaw the land acquisition and construction of Fenway Park, which opened in 1912.

1912-13: James R. McAleer was a National League outfielder during the 1890s who came out of retirement to help form the new American League's St. Louis franchise in 1901 as a player-manager. In December 1911, he bought 50 percent of the Red Sox from Taylor and was named club president.

1914-16: Joseph J. Lannin was a Canadian-born hotel and real estate tycoon in New York and Boston. He was a zealous baseball fan with a minority share in the National League Boston Braves before he purchased McAleer's 50 percent controlling interest in the Red Sox in early 1914.

1917-23: Harry H. Frazee was a long-time flamboyant baseball fan who was born in Peoria, IL. He became successful in real estate management and stock brokerage and as a Broadway theatrical producer. He purchased the Red Sox in late 1916 from Lannin in a deal that included Fenway Park.

1923-33: J.A. Robert Quinn was a career baseball executive who was business manager of the St. Louis Browns prior to putting together a syndicate that purchased the Red Sox from Frazee on August 1, 1923. He was appointed team president and presiding owner.

1933: Thomas A. Yawkey was a New York entrepreneur who bought the team on February 25, 4 days after his 30th birthday, and placed the club in a Trust.

7/9/1976: Tom Yawkey died, leaving his widow, Jean, as the primary beneficiary.

1978: The Yawkey Estate sold the team to a partnership including Jean R. Yawkey, Edward G. (Buddy) LeRoux, Jr. and Haywood C. Sullivan. The sale was approved by the American League on May 23.

1981: Jean R. Yawkey moved to Boston, established the Jean R. Yawkey Trust, and transferred team ownership interests to it. She appointed John L. Harrington as co-Trustee.

1987: The Jean R. Yawkey Trust bought out Edward G. (Buddy) LeRoux, Jr., giving it 2 out of 3 General Partner votes.

1992: Jean R. Yawkey died in February and the Jean R. Yawkey Trust continued with John Harrington as Trustee with sole authority over Red Sox matters.

1993: The Jean R. Yawkey Trust bought out Haywood C. Sullivan's 1 General Partnership unit, giving it all 3 General Partnership units of the Red Sox, along with the three Red Sox limited partnership units previously acquired (53.49%).

2002: The Jean R. Yawkey Trust sold the club to a group led by John W. Henry, Tom Werner and Larry Lucchino on December 20, 2001. The sale was approved by Major League Baseball on January 16 and closed on February 27.



Managerial History

	*G	W	L	T	PCT.	YEARS
Baker, Del	7	2	5		.286	1960
Barrow, Ed	418	213	203	2	.512	1918-20
Barry, Jack	157	90	62	5	.592	1917
Boudreau, Lou	463	229	232	2	.497	1952-54
Carrigan, Bill	1,003	489	500	14	.494	1913-16; '27-29
Chance, Frank	154	61	91	2	.401	1923
Collins, Jimmy	842	455	376	11	.548	1901-06
Collins, J. "Shano"	208	73	134	1	.353	1931-32
Cora, Alex	972	521	451		.536	2018-19, '21-24
Cronin, Joe	2,007	1071	916	20	.539	1935-47
Donovan, Patsy	311	159	147	5	.520	1910-11
Duffy, Hugh	308	136	172		.442	1921-22
Farrell, John	810	432	378		.533	2013-17
Fohl, Lee	463	160	299	3	.349	1924-26
Francona, Terry	1,296	744	552		.574	2004-11
Harris, Bucky	153	76	76	1	.500	1934
Herman, Billy	310	128	182		.413	1964-66
Higgins, Mike	1,119	560	556	3	.502	1955-59; '60-62
Hobson, Butch	439	207	232		.472	1992-94
Houk, Ralph	594	312	282		.525	1981-84
Huff, George	8	2	6		.250	1907
Johnson, Darrell	408	220	188		.539	1974-76
Jurges, Billy	122	59	63		.484	1959-60
Kasko, Eddie	640	345	295		.539	1970-73
Kennedy, Kevin	306	171	135		.559	1995-96
Kerrigan, Joe	43	17	26		.395	2001
Lake, Fred	192	110	80	2	.579	1908-09
Little, Grady	324	188	136		.580	2002-03
McCarthy, Joe	369	223	145	1	.606	1948-50
McGuire, Deacon	227	98	123	6	.443	1907-08
McManus, Marty	248	95	153		.383	1932-33
McNamara, John	571	297	273	1	.521	1985-88
Morgan, Joe	563	301	262		.535	1988-91
O'Neill, Steve	249	150	99		.602	1950-51
Pesky, Johnny	326	147	179		.451	1963-64; '80
Popowski, Eddie	10	6	4		.600	1969, '73
Roenicke, Ron	60	24	36		.400	2020
Runnels, Pete	16	8	8		.500	1966
Stahl, C. "Chick"	40	14	26		.350	1906
Stahl, Jake	235	144	88	3	.621	1912-13
Unglaub, Bob	29	9	20		.310	1907
Valentine, Bobby	162	69	93		.426	2012
Wagner, C. "Heinie"	154	52	102		.338	1930
Williams, Dick	477	260	217		.545	1967-69
Williams, Jimmy	766	414	352		.540	1997-2001
York, Rudy	1	0	1		.000	1959
Young, Cy	6	3	3		.500	1907
Zimmer, Don	715	411	304		.575	1976-80
TOTALS	19,301	9,955	9,263	82	.518	1901-2024

NOTE: The W-L-T columns total 1 game less than the 19,301 game total reflected above as a result of a protested game and a Major League ruling. On 7/28/1924 the Red Sox played a 10-inning game vs. STL, a supposed 10-5 win. St. Louis protested the game and AL President Ban Johnson ordered the game replayed on 9/13 as the 2nd game of a doubleheader. The game of 7/28 was discounted and Red Sox Manager Lee Fohl and the STL manager were credited with a no decision. The Red Sox won the replay of the protested game, 13-11.

Beginning with the 1920 season, the MLB rule states: "If a protested game of at least 5 innings duration was ordered replayed in its entirety, then no win or loss is credited, but both managers are credited with a no-decision game."

Coaching History

(Bold-faced = living through 2/20/25)

All-Time Red Sox Coaches (1921-2024)

Alicea, Luis - 2007-08
 Allenson, Gary - 1992-94
 Amaro Jr., Ruben - 2016-17
 Bailey, Andrew - 2024
 Bailey, Buddy - 2000
 Baker, Del - 1945-48, '53-60
 Bannister, Brian - 2016-19
 Barkett, Andy - 2018-19
 Berardino, Dick - 1989-91
 Berg, Moe - 1939-41
 Beyeler, Arnie - 2013-15
 Bjornson, Craig - 2018-19
 Bogar, Tim - 2009-12
 Brown, Mace - 1965
 Bryant, Don - 1974-76
 Bumbry, Al - 1988-93
 Burke, Jimmy - 1921-23
 Burleson, Rick - 1992-93
 Burns, Jack - 1955-59
 Burwell, Bill - 1944
 Bush, Dave - 2020-23
 Butterfield, Brian - 2013-17
 Camilli, Doug - 1970-73
 Carey, Tom - 1946-49
 Carlucci, Dave - 1996
 Cloninger, Tony - 2002-03
 Colbrunn, Greg - 2013-14
 Coleman, Bob - 1928
 Combs, Earl - 1948-52
 Cubbage, Mike - 2002-03
 Cumberland, John - 1995, '99-01
 Cuyler, Kiki - 1949
 Daly, Tom - 1933-46
 Davis, Chili - 2015-17
 DiSarcina, Gary - 2017
 Dobson, Joe - 1954
 Doerr, Bobby - 1967-69
 Dorish, Harry - 1963
 Down, Rick - 2001
 Duffy, Hugh - 1931, '39
 Easler, Mike - 1993-94
 Ellis, Sammy - 1996
 Evans, Dwight - 2002
 Falk, Bibb - 1934
 Farrell, John - 2007-10
 Fatse, Pete - 2020-24
 Febles, Carlos - 2018-23
 Ferriss, Dave - 1955-59
 Fischer, Bill - 1985-91
 Fox, Andy - 2022-24
 Gale, Rich - 1992-93
 Gardner, Billy - 1965-66

Goodwin, Tom - 2018-21
 *Gregson, Goose - 2003
 Haddix, Harvey - 1971
 Hale, DeMarlo - 2006-11
 Harper, Tommy - 1980-84, '00-02
 Haselman, Bill - 2005-06
 Hebnner, Richie - 1989-91
 Herman, Billy - 1960-64
 Hriniaik, Walt - 1977-88
 Hudson, Kyle - 2023-24
 Hulswitt, Rudy - 1931-33
 Hyers, Tim - 2014*, '18-21
 Jackson, Al - 1977-79
 Jackson, Ron - 2003-06
 Jauss, Dave - 1997-99, '01
 Johnson, Darrell - 1968-69
 Johnson, Ron - 2010-11
 Johnson, Tim - 1995-96
 Jones, Lynn - 2004-05
 Kerrigan, Joe - 1997-01
 Kim, Wendell - 1997-00
 Kipper, Bob - 2002
 Lachemann, Rene - 1985-86
 Lakeman, Al - 1963-64, '67-69
 Lamont, Gene - 2001
 Leiffield, Lefty - 1924-26
 Lenhardt, Don - 1970-73
 LeVangie, Dana - 2013-19
 Little, Grady - 1997-99
 Lovullo, Torey - 2013-16
 Magadan, Dave - 2007-12
 Maglie, Sal - 1960-62, '66-67
 Malmberg, Harry - 1963-64
 Mayo, Eddie - 1951
 McCallister, Jack - 1930
 McClure, Bob - 2012
 McKechnie, Bill - 1952-53
 McLaren, John - 1991
 McNertney, Jerry - 1988
 Melillo, Oscar - 1952-53
 Miller, Bing - 1937
 Mills, Brad - 2004-09
 Mills, Buster - 1954
 Morgan, Joe - 1985-88
 Narron, Jerry - 2003, '20
 Niemann, Randy - 2012
 Nieves, Juan - 2013-15
 Nipper, Al - 1995-96, '06
 Norman, Nelson - 2001
 Ochoa, Alex - 2012
 Okrie, Len - 1961-62, '65-66
 Oliver, Dave - 1995-96

O'Neill, Steve - 1950
 Onslow, Jack - 1934
 Ortiz, Luis - 2022-24
 Owen, Mickey - 1955-56
 Pennock, Herb - 1936-39
 Pesky, Johnny - 1975-84
 Podres, Johnny - 1980
 Pole, Dick - 1998
 Popowski, Eddie - 1967-74, '76
 Rice, Jim - 1995-00
 Roarke, Mike - 1994
 Rodriguez, Victor - 2013-17
 Roenicke, Ron - 2018-19
 Rojas, Euclides - 2003-04
 Rosenthal, Ben - 2022-24
 Royster, Jerry - 2012
 Runnels, Pete - 1965-66
 Ryan, John - 1923-27
 Schacht, Al - 1935-36
 Schreiber, Paul - 1947-58
 Schulte, John - 1949-50
 Shellenback, Frank - 1940-44
 Slider, Rac - 1987-90
 Stange, Lee - 1972-74, '81-84
 Stanley, Mike - 2002
 Starrette, Herm - 1995-97
 Susce, George, C.M. - 1950-54
 Sveum, Dale - 2004-05
 Thomas, George - 1970
 Torchia, Tony - 1985
 Treuel, Ralph - 2001, '06
 Tuck, Gary - 2007-12
 Turley, Bob - 1964
 Varitek, Jason - 2021-24
 Vázquez, Ramón - 2018-24
 Venable, Will - 2021-22
 Wagner, Charlie - 1970
 Wagner, Heinie - 1927-29
 Walker, Kevin - 2020-24
 **Wallace, Dave - 2003-06
 Wathan, John - 1994
 White, Frank - 1994-96
 Williams, Dallas - 2003
 Williams, Stan - 1975-76
 Willis, Carl - 2015-17
 Woodall, Larry - 1942-48
 York, Rudy - 1959-62
 Yost, Eddie - 1977-84
 Young, Curt - 2011
 Zimmer, Don - 1974-76, '92

*interim **interim in 2003

Head Trainer History

All-Time Red Sox Head Trainers (1940-2024)

Fadden, Jack - 1950-65
 Froelich, Ed - 1948-50
 *Green, Win - 1940-47
 Henry, Brandon - 2023-24
 Jameyson, Rick - 2012-15
 LeRoux, Buddy - 1966-74

Lessard, Paul - 2006-09
 Moss, Charlie - 1975-94
 Pearson, Brad - 2015-22
 Reinold, Mike - 2010-11
 Rowe, Jim - 1995-05
 **Zawacki, Rich - 1981-2000

*Green was assistant trainer from the mid-1950s through the 1960s.

**Zawacki was the physical therapist with the Red Sox from 1981 and began traveling with the team full-time in 1990.

All-Time Roster

1,948 players have appeared in at least 1 game for the Red Sox since the team joined the American League in 1901. (**Bold-faced = living through 1/31/25**)

A (63)

Aardsma, David, rhp - 2008
Aase, Don, rhp - 1977
Abad, Andy, of-1b - 2003
Abad, Fernando, lhp - 2016-17
Abreu, Wilmer, of - 2023-24
Aceves, Alfredo, rhp - 2011-13
 Adair, Jerry, inf - 1967-68
 Adams, Bob, rhp - 1925
Adams, Terry, rhp - 2004
 Adkins, Doc, rhp - 1902
Agbayani, Benny, of - 2002
 Agganis, Harry, 1b - 1954-55
 Agnew, Sam, c - 1916-18
Aguilera, Rick, rhp - 1995
Albers, Matt, rhp - 2011-12
Alcantara, Israel, of - 2000-01
 Alexander, Dale, 1b - 1932-33
Alexander, Manny, inf - 2000
Alicea, Luis, 2b - 1995
Alfaro, Jorge, c - 2023
Allenson, Gary, c - 1979-84
 Almada, Mel, of - 1933-37
Almonte, Abraham, of - 2022
Almonte, Hector, rhp - 2003
 Altrock, Nick, lhp - 1902-03
 Alvarado, Luis, inf - 1968-70
Alvarez, Abe, lhp - 2004-06
Andersen, Larry, rhp - 1990
Anderson, Brady, of - 1988
Anderson, Brian, of - 2009
Anderson, Chase, rhp - 2024
 Anderson, Fred, rhp - 1909, '13
Anderson, Jimmy, lhp - 2004
Anderson, Lars, 1b - 2010-12
 Andres, Ernie, 3b - 1946
Andrew, Kim, 2b - 1975
 Andrews, Ivy, rhp - 1932-33
Andrews, Mike, 2b - 1966-70
Andrews, Shane, inf - 2002
Andriese, Matt, rhp - 2021
Aparicio, Luis, ss - 1971-73
Aponte, Luis, rhp - 1980-83
Araúz, Jonathan, inf - 2020-22
 Arellanes, Frank, rhp - 1908-10
Armas, Tony, cf - 1983-86
 Armbruster, Charley, c - 1905-07
Aro, Jonathan, rhp - 2015
Arrojo, Rolando, rhp - 2000-02
Arroyo, Bronson, rhp - 2003-05
Arroyo, Christian, inf - 2020-23
 Asbjornson, Asby, c - 1928-29
Ashley, Billy, lf - 1998
Aspromonte, Ken, 2b - 1957-58
Astacio, Pedro, rhp - 2004
Atchison, Scott, rhp - 2010-12
 Atkins, Jim, rhp - 1950, '52
 Auker, Elden, rhp - 1939
 Aulds, Doyle, c - 1947
Avery, Steve, lhp - 1997-98
 Avila, Bobby, 2b - 1959
Aviles, Mike, inf - 2011-12
 Aviles, Ramon, inf - 1977
Azcue, Joe, c - 1969

B (170)

Badenhop, Burke, rhp - 2014
 Bader, Lore, rhp - 1917-18
Baerga, Carlos, 2b-3b - 2002
 Bagby, Jr., Jim, rhp - 1938-40, '46
Bailey, Andrew, rhp - 2012-13

Bailey, Bob, inf-of - 1977-78
Bailey, Cory, rhp - 1993-94
 Bailey, Gene, of - 1920
Bailey, Jeff, 1b-of - 2008-09
 Baker, Al, rhp - 1938
 Baker, Floyd, inf - 1953-54
Baker, Jack, 1b - 1976-77
 Baker, Tracy, 1b - 1911
Baldelli, Rocco, of - 2009
 Ball, Neal, inf - 1912-13
Bankhead, Scott, rhp - 1993-94
Banks, Willie, rhp - 2001-02
 Barbare, Walter, 3b - 1918
 Barberich, Frank, rhp - 1910
Bard, Daniel, rhp - 2009-13
Bard, Josh, c - 2006
Bark, Brian, lhp - 1995
Barkley, Brian, lhp - 1998
 Barna, Babe, of - 1943
Barnes, Matt, rhp - 2014-22
Barr, Steve, lhp - 1974-75
Barraclough, Kyle, rhp - 2023
 Barrett, Bill, of - 1929-30
 Barrett, Bob, 3b - 1929
 Barrett, Frank, rhp - 1944-45
 Barrett, Jimmy, lf - 1907-08
Barrett, Marty, 2b - 1982-90
Barrett, Tommy, 2b - 1992
 Barry, Ed, lhp - 1905-07
 Barry, Jack, ss-2b - 1915-17, '19
Bates, Aaron, inf - 2009
 Batts, Matt, c - 1947-51
 Baumann, Frank, lhp - 1955-59
Bay, Jason, lf - 2008-09
 Baylor, Don, dh-of - 1986-87
 Bayne, Bill, lhp - 1929-30
Bazardo, Eduard, rhp - 2021-22
Beato Pedro, rhp - 2012-13
 Beck, Rod, rhp - 1999-2001
Beckett, Josh, rhp - 2006-12
Bedard, Erik, lhp - 2011
 Bedient, Hugh, rhp - 1912-14
Beeks, Jalen, lhp - 2018
Belinda, Stan, rhp - 1995-96
Bell, Gary, rhp - 1967-68
 Bell, Juan, 3b - 1995
Bellhorn, Mark, 2b - 2004-05
Bello, Brayan, rhp - 2022-24
Beltré, Adrián, 3b - 2010
Beltre, Esteban, inf - 1996
Benintendi, Andrew, of - 2016-20
Beniquez, Juan, ss-lf - 1971-72, '74-75
Benjamin, Mike, inf - 1997-98
 Bennett, Dennis, rhp - 1965-67
 Bennett, Frank, rhp - 1927-28
 Benton, Al, rhp - 1952
Benzing, Todd, of-1b - 1987-88
 Berberet, Lou, c - 1958
 Berg, Moe, c - 1935-39
 Berger, Boze, inf - 1939
Bernardino, Brennan, lhp - 2023-24
 Berry, Charley, c - 1928-32
Berry, Quintin, of - 2013
Berry, Sean, 3b - 2000
Berryhill, Damon, c - 1994
Betts, Mookie, of-inf - 2014-19
 Bevan, Hal, 3b - 1952
 Beville, Ben, rhp - 1901
Bianchi, Jeff, inf - 2015
Bichette, Dante, dh-of - 2000-01
 Bigelow, Elliott, of - 1929
Billingham, Jack, rhp - 1980
 Bird, Doug, rhp - 1983
 Bischoff, John, c - 1925-26
 Bishop, Max, inf - 1934-35
 Black, Dave, lhp - 1923
Blackwell, Tim, c - 1974-75
Bleier, Richard, lhp - 2023
 Blethen, Clarence, rhp - 1923
Blosser, Greg, of - 1993-94
 Bluhm, Red, ph - 1918
Boddicker, Mike, rhp - 1988-90
 Boerner, Larry, rhp - 1932
Bogaerts, Xander, ss - 2013-22
Boggs, Wade, 3b - 1982-92
 Bolin, Bob, rhp - 1970-73
 Bolling, Milt, inf - 1952-57
Bolton, Tom, lhp - 1987-92
Bonser, Boof, rhp - 2010
 Boone, Ike, rf - 1923-25
 Boone, Ray, 1b - 1960
Booser, Cam, lhp - 2024
Borland, Toby, rhp - 1997
 Borland, Tom, lhp - 1960-61
 Boudreau, Lou, ss - 1951-52
Bowden, Michael, rhp - 2008-12
Bowen, Sam, of - 1977-78, '80
 Bowers, Stew, rhp - 1935-37
 Bowman, Joe, rhp - 1944-45
Bowsfield, Ted, lhp - 1958-60
Boyd, Dennis, rhp - 1982-89
Boyer, Blaine, rhp - 2017
Bradford, Chad, rhp - 2005
 Bradley, Herb, rhp - 1927-29
 Bradley, Hugh, 1b - 1910-12
Bradley Jr., Jackie, of - 2013-20, '22
 Brady, Cliff, 2b - 1920
 Brady, King, rhp - 1908
Bragg, Darren, of - 1996-98
Brandenburg, Mark, rhp - 1996-97
Brandon, Darrell, rhp - 1966-68
Brasier, Ryan, rhp - 2018-23
 Bratschi, Fred, of - 1926-27
Brennan, Brandon, rhp - 2021
Brentz, Bryce, of - 2014, '16
Breslow, Craig, lhp - 2006, '12-15
 Bressoud, Ed, ss - 1962-65
 Brett, Ken, lhp - 1967, 1969-71
Brewer, Colten, rhp - 2019-21
 Brewer, Tom, rhp - 1954-61
Brice, Austin, rhp - 2020-21
 Brinkner, Ralph, rhp - 1952
 Brillheart, Jim, lhp - 1931
Britton, Drake, lhp - 2013-14
 Brodowski, Dick, rhp - 1952, '55
Brown, Rico, 1b - 2000
Brohamer, Jack, inf - 1978-80
Brown, Adrian, of - 2003
Brown, Corey, of - 2014
Brown, Dusty, c - 2009-10
 Brown, Hal, rhp - 1953-55
Brown, Jamie, rhp - 2004
Brown, Kevin, c - 2002
 Brown, Lloyd, lhp - 1933
 Brown, Mace, rhp - 1942-43, '46
Brown, Mike, rhp - 1982-86
 Brumley, Mike, inf - 1991-92
Bruns, Tom, rf - 1990-92, '94
 Buchner, Jim, inf - 1944-45
Buchholz, Clay, rhp - 2007-16
 Buckner, Bill, 1b - 1984-87, '90
 Buddin, Don, ss - 1956, '58-61
Buford, Damon, of - 1998-99
Bullinger, Kirk, rhp - 1999

Burchell, Fred, lhp - 1907-09
Burda, Bob, 1b - 1972
Burgmeier, Tom, lhp - 1978-82
 Burkett, Jesse, lhp - 1905
Burkett, John, rhp - 2002-03
Burkhart, Morgan, dh-1b - 2000-01
Burks, Ellis, cf - 1987-92, '04
Burleson, Rick, ss - 1974-80
 Burns, George, 1b - 1922-23
Burns, Mike, rhp - 2006
 Burton, Jim, lhp - 1975, '77
 Busby, Jim, of - 1959-60
 Bush, Joe, rhp - 1918-21
 Bushelman, Jack, rhp - 1911-12
 Bushey, Frank, rhp - 1927, '30
 Butland, Bill, rhp - 1940, '42, '46-47
Butler, Dan, c - 2014, '18
 Byerly, Bud, rhp - 1958
Byrd, Jim, inf - 1993
Byrd, Marlon, of - 2012
Byrd, Paul, rhp - 2008-09

C (149)

Cabrera, Fernando, rhp - 2009-10
Cabrera, Orlando, ss - 2004
 Cady, Hick, c - 1912-17
 Calderon, Ivan, of - 1993
 Caldwell, Earl, rhp - 1948
 Caldwell, Ray, rhp - 1919
 Camilli, Dolf, 1b - 1945
Cameron, Mike, of - 2010-11
 Campbell, Bill, rhp - 1977-81
Campbell, Isaiah, rhp - 2024
 Campbell, Paul, 1b - 1941-42, '46
Canseco, Jose, dh-of - 1995-96
Capuano, Chris, lhp - 2014
Carbo, Bernie, of - 1974-78
 Carey, Tom, inf - 1939-42, '46
 Carlisle, Walter, of - 1908
 Carlstrom, Swede, ss - 1911
 Carlyle, Cleo, of - 1927
 Carlyle, Roy, of - 1925-26
Carp, Mike, 1b-of - 2013-14
Carpenter, Chris, rhp - 2012
Carrasco, Hector, rhp - 2000
 Carrigan, Bill, c - 1906, '08-16
 Carroll, Ed, rhp - 1929
Carter, Chris, of - 2008-09
 Casale, Jerry, rhp - 1958-60
Casas, Triston, 1b - 2022-24
 Cascarella, Joe, rhp - 1935-36
Casey, Sean, 1b-dh - 2008
Cash, Kevin, c - 2007-08, '10
Cashner, Andrew, rhp - 2019
Cassidy, Scott, rhp - 2005
Castillo, Carlos, rhp - 2001
 Castillo, Frank, rhp - 2001-02, '04
Castillo, Rusney, of - 2014-16
Cater, Danny, 1b-of - 1972-74
Cecchini, Garin, 3b - 2014-15
 Cecil, Rex, rhp - 1944-45
Centeno, Juan, c - 2019
 Cepeda, Orlando, dh - 1973
Cerone, Rick, c - 1988-89
Cespedes, Yoenis, of - 2014
Chacin, Jhoulys, rhp - 2019
 Chadbourne, Chet, inf-of - 1906-07
 Chakales, Bob, rhp - 1957
Chamberlain, Wes, rf - 1994-95
 Chaney, Esty, rhp - 1913
Chang, Yu, inf - 2022-23
 Chaplin, Ed, c - 1920-22
 Chapman, Ben, of - 1937-38
Charton, Pete, rhp - 1964
 Chase, Ken, lhp - 1942-43

Chavis, Michael, inf - 2019-21
 Chech, Charley, rhp - 1909
Checo, Robinson, rhp - 1997-98
Chen, Bruce, lhp - 2003
 Chesbro, Jack, rhp - 1909
 Chittum, Nels, rhp - 1959-60
Cho, Jin Ho, rhp - 1998-99
 Christopher, Joe, of - 1966
 Christopher, Lloyd, of - 1945
 Cicero, Joe, of - 1929-30
 Cicotte, Ed, rhp - 1908-12
Ciriaco, Pedro, inf - 2012-13
Cisco, Galen, rhp - 1961-62, '67
 Cissell, Bill, 2b - 1934
 Clark, Danny, 3b - 1924
Clark, Jack, 1b-dh - 1991-92
 Clark, Otey, rhp - 1945
Clark, Phil, of - 1996
Clark, Tony, 1b - 2002
Clayton, Royce, inf - 2007
Clear, Mark, rhp - 1981-85
Clemens, Roger, rhp - 1984-96
Clement, Matt, rhp - 2005-06
 Clemons, Lance, lhp - 1974
Cleveland, Reggie, rhp - 1974-78
 Clevenger, Tex, rhp - 1954
 Clinton, Lou, rf - 1960-64
 Clowers, Bill, lhp - 1926
 Cochran, George, 3b - 1918
Coello, Robert, rhp - 2010
 Coffey, Jack, 3b - 1918
 Cole, Jr., Alex, of - 1996
Coleman, Dave, of - 1977
Coleman, Michael, of - 1997, '99
Collier, Lou, inf-of - 2003
 Collins, Jimmy, 3b - 1901-07
 Collins, Ray, lhp - 1909-15
 Collins, Rip, rhp - 1922
 Collins, Shano, of - 1921-25
Colon, Bartolo, rhp - 2008
 Combs, Merrill, 3b - 1947, 1949-50
 Comstock, Ralph, rhp - 1915
Cone, David, rhp - 2001
 Congalton, Bunk, rf - 1907
 Conigliaro, Billy, of - 1969-71
 Conigliaro, Tony, rf - 1964-67, '69-70, '75
 Conley, Gene, rhp - 1961-63
 Connolly, Bud, inf - 1925
 Connolly, Sr., Ed, c - 1929-32
 Connolly, Jr., Ed, lhp - 1964
 Connolly, Joe, of - 1924
 Conroy, Bill, c - 1942-44
 Consolo, Billy, inf - 1953-59
Cook, Aaron, rhp - 2012
Cook, Ryan, rhp - 2015
 Cooke, Dusty, of - 1933-36
 Cooney, Jimmy, 2b - 1917
Cooper, Cecil, 1b - 1971-76
Cooper, Garrett, 1b - 2024
 Cooper, Guy, rhp - 1914-15
Cooper, Scott, 3b - 1990-94
Cora, Alex, inf - 2005-08
Cordero, Franchy, of - 2021-22
Cordero, Wilfredo, of - 1996-97
Corey, Bryan, rhp - 2006-08
 Cormier, Rheel, lhp - 1995, '99-00
Correll, Vic, c - 1972
 Corsi, Jim, rhp - 1997-99
 Couchtry, Marlan, 2b - 1960
 Coumbe, Fritz, lhp - 1914
Covey, Dylan, rhp - 2020
 Cox, Ted, dh - 1977
Craig, Allen, of-1b, 2014-15
 Cramer, Doc, of - 1936-40
 Cravath, Gavy, of - 1908

Crawford, Carl, lf - 2011-12
Crawford, Kutter, rhp - 2021-24
Crawford, Paxton, rhp - 2000-01
Crawford, Steve, rhp - 1980-82, '84-87
 Creeden, Pat, 2b - 1931
 Cremins, Bob, lhp - 1927
Crespo, Cesar, inf-of - 2004
 Criger, Lou, c - 1901-08
Crisp, Coco, cf - 2006-08
Criswell, Cooper, rhp - 2024
 Cronin, Joe, ss - 1935-45
Crouch, Zach, lhp - 1988
Croushore, Rick, rhp - 2000
Cruz, Jr., Jose, of - 2005
Cuevas, William, rhp - 2016, '18
 Culberson, Leon, of - 1943-47
Culp, Ray, rhp - 1968-73
Cummings, Midre, of - 1998, '00
 Cuppy, George, rhp - 1901
Curry, Steve, rhp - 1988
Curtis, John, lhp - 1970-73
 Cuyler, Milt, of - 1996

D (87)

Dahlgren, Babe, 1b - 1935-36
Dalbec, Bobby, 1b/3b - 2020-24
 Daley, Pete, c - 1955-59
 Dallassandro, Dom, of - 1937
Damon, Johnny, cf - 2002-05
Danish, Tyler, rhp - 2022
 Danzig, Babe, 1b - 1909
d'Arnaud, Chase, inf-of - 2017
Darwin, Bobby, rhp - 1976-77
Darwin, Danny, rhp - 1991-94
Daubach, Brian, 1b-dh - 1999-02, '04
 Daughters, Bob, pr - 1937
Davis, Austin, lhp - 2021-22
Davis, Jaylin, of - 2022
Davis, Rajai, of - 2017
Dawson, Andre, of-dh - 1993-94
 Deal, Cot, rhp - 1947-48
De Aza, Alejandro, of - 2015
Deer, Rob, rf - 1993
 Deininger, Pep, lhp - 1902
De Jesus, Ivan, inf - 2012
De La Rosa, Rubby, rhp - 2013-14
De La Torre, Jose, rhp - 2013
Delcarmen, Manny, rhp - 2005-10
Delgado, Alex, inf - 1996
 Delock, Ike, rhp - 1952-53, '55-63
 Demeter, Don, of - 1966-67
Demptster, Ryan, rhp - 2013
Denman, Brian, rhp - 1982
 Dente, Sam, 3b - 1947
Dermody, Matt, lhp - 2023
 Derrick, Mike, of - 1970
 Desautels, Gene, c - 1937-40
 Deutsch, Mel, rhp - 1946
Devers, Rafael, 3b - 2017-24
 Devine, Mickey, c - 1920
 Deviney, Hal, rhp - 1920
 De Vormer, Al, c - 1923
 Diaz, Bo, c - 1977
Diaz, Jonathan, inf - 2013
Diaz, Juan, 1b-dh - 2002
 Dickey, George, c - 1935-36
 Dickman, Emerson, rhp - 1936, '38-41
Didier, Bob, c - 1974
Diekman, Jake, lhp - 2022
Dillard, Steve, inf - 1975-77
 DiMaggio, Dom, cf - 1940-42, '46-53
DiNardo, Lenny, lhp - 2004-06
 Dinneen, Bill, rhp - 1902-07
 DiPietro, Bob, of - 1951
 Dobens, Ray, lhp - 1929

All-Time Roster, Continued

Dobson, Joe, rhp - 1941-43, '46-50, '54
 Dodge, Sam, rhp - 1921-22
Dodson, Pat, 1b - 1986-88
 Doerr, Bobby, 2b - 1937-44, '46-51
Doherty, John, rhp - 1996
Dominique, Andy, c - 2004
 Donahue, John, of - 1923
 Donahue, Pat, c - 1908-10
Donnelly, Brendan, rhp - 2007
Donnels, Chris, inf - 1995
 Donohue, Pete, rhp - 1932
Dopson, John, rhp - 1989-93
 Doran, Tom, c - 1904-06
 Dorish, Harry, rhp - 1947-49, '56
Dorsey, Jim, rhp - 1984-85
Doubront, Felix, lhp - 2010-14
 Dougherty, Patsy, lf - 1902-04
 Dowd, Tommy, lf - 1901
Downs, Jeter, inf - 2022
 Doyle, Danny, c - 1943
 Doyle, Denny, 2b - 1975-77
 Drago, Dick, rhp - 1974-75, '78-80
 Dreisewerd, Clem, lhp - 1944-46
Drew, J.D., rf - 2007-11
Drew, Stephen, ss - 2013-14
 Dropp, Walt, 1b - 1949-52
 Dubuc, Jean, rhp - 1918
Duffy, Frank, inf - 1978-79
 Dugan, Joe, 3b - 1922
Duliba, Bob, rhp - 1965
 Dumont, George, rhp - 1919
Duran, Jarren, of - 2021-24
 Durham, Ed, rhp - 1929-32
 Durst, Cedric, of - 1930
Duvall, Adam, of - 2023
Dwyer, Jim, of - 1979-80

E (24)

Earley, Arnold, lhp - 1960-65
Easley, Mike, dh-1b - 1984-85
Eckersley, Dennis, rhp - 1978-84, '98
 Eggert, Elmer, 2b - 1927
 Ehmke, Howard, rhp - 1923-26
 Eibel, Hack, lhp - 1920
Elias, Roenis, lhp - 2016-17
Ellsbury, Jacoby, of - 2007-13
 Ellsworth, Dick, lhp - 1968-69
Ellsworth, Steve, lhp - 1988
Embree, Alan, lhp - 2002-05
 Engle, Clyde, inf-of - 1910-14
Evoldi, Nathan, rhp - 2018-22
Erdos, Todd, rhp - 2001
Esasky, Nick, 1b - 1989
Escobar, Edwin, lhp - 2014
 Eshelman, Vaughn, lhp - 1995-97
Espinal, Raynel, rhp - 2021
 Evans, Al, c - 1951
 Evans, Bill, rhp - 1951
Evans, Dwight, rf - 1972-90
Everett, Carl, cf - 2000-01
 Evers, Hoot, of - 1952-54
 Ezzell, Homer, inf - 1924-25

F (61)

Familia, Jeurys, rhp - 2022
Fanzone, Carmen, 3b - 1970
Faria, Jake, rhp - 2023
Farr, Steve, rhp - 1994
 Farrell, Doc, 2b - 1935
 Farrell, Duke, c - 1903-05
Fassero, Jeff, lhp - 2000
Feliz, Michael, rhp - 2021-22
 Ferguson, Alex, rhp - 1922-25
 Ferrell, Rick, c - 1933-37
 Ferrell, Wes, rhp - 1934-37

Ferris, Hobe, 2b - 1901-07
 Ferriss, Dave, rhp - 1945-50
 Fewster, Chick, inf - 1922-23
Finch, Joel, rhp - 1979
 Fine, Tom, rhp - 1947
 Finney, Lou, 1b-of - 1939-42, '44-45
Finnvold, Gar, rhp - 1994
Fiore, Mike, 1b - 1970-71
Fischer, Hank, rhp - 1966-67
Fisk, Carlton, c - 1969, '71-80
Fister, Doug, rhp - 2017
Fitts, Richard, rhp - 2024
 Fitzgerald, Howie, of - 1926
 Flagstead, Ira, of - 1923-29
Flaherty, John, c - 1992-93
 Flair, Al, 1b - 1941
 Fleming, Bill, rhp - 1940-41
Fletcher, Scott, 2b - 1993-94
Florie, Bryce, rhp - 1999-01
 Flowers, Ben, rhp - 1951, 1953
Floyd, Cliff, of - 2002
Fonville, Chad, inf - 1999
 Foreman, Frank, rhp - 1901
 Foreman, Happy, lhp - 1926
 Fornieles, Mike, rhp - 1957-63
 Fortune, Gary, rhp - 1920
Fossas, Tony, lhp - 1991-94
Fossum, Casey, lhp - 2001-03
 Foster, Eddie, 3b - 1920-22
 Foster, Rube, rhp - 1913-17
 Fothergill, Bob, of - 1933
Foulke, Keith, rhp - 2004-06
 Fowler, Boob, inf - 1926
Fox, Chad, rhp - 2003
Fox, Matt, rhp - 2010
 Fox, Pete, of - 1941-45
 Fox, Jimmie, 1b - 1936-42
 Foy, Joe, 3b - 1966-68
 Francis, Ray, lhp - 1925
 Freeman, Buck, 1b-rf - 1901-07
 Freeman, Hersh, rhp - 1952-53, '55
 Freeman, John, of - 1927
 French, Charley, inf - 1909-10
 Friberg, Bernie, inf-of - 1933
 Friend, Owen, ss - 1955
 Frohwirth, Todd, rhp - 1994
Frye, Jeff, 2b - 1996-97, '99-00
 Fuhr, Oscar, lhp - 1924-25
 Fuller, Frank, 2b - 1923
 Fullerton, Curt, rhp - 1921-25, '33

G (105)

Gabbard, Kason, lhp - 2006-07
Gaetti, Gary, 3b - 2000
 Gaffke, Fabian, of - 1936-39
 Gagliano, Phil, inf - 1971-72
Gagne, Eric, rhp - 2007
 Gainer, Del, inf-of - 1914-17, '19
Gale, Rich, rhp - 1984
 Galehouse, Denny, rhp - 1939-40, '47-49
Gallagher, Bob, of - 1972
 Gallagher, Ed, lhp - 1932
 Galvin, Jim, ph - 1930
 Garbark, Bob, c - 1945
Garces, Rich, rhp - 1996-02
Garcia, Luis, rhp - 2024
Garcia, Nomar, ss - 1996-04
Gardiner, Mike, rhp - 1991-92
 Gardner, Billy, inf - 1962-63
 Gardner, Larry, 3b - 1908-17
Gardner, Wes, rhp - 1986-90
Garman, Mike, rhp - 1969, '71-73
 Garrison, Cliff, rhp - 1928
 Garrison, Ford, of - 1943-44
Garza, Justin, rhp - 2023

Gasper, Mickey, c/inf - 2024
 Gaston, Alex, c - 1926, 1929
 Gaston, Milt, rhp - 1929-31
Gathright, Joey, of - 2009, '11
Gedman, Rich, c - 1980-90
 Geiger, Gary, of - 1959-65
 Gelbert, Charley, 3b - 1940
 Gerber, Wally, inf - 1928-29
German, Franklin, rhp - 2022
Germano, Justin, rhp - 2012
 Gernert, Dick, 1b - 1952-59
 Gessler, Doc, rf - 1908-09
 Geygan, Chappie, inf - 1924-26
 Giambi, Jeremy, of-dh - 2003
 Giannini, Joe, ss - 1911
 Gibson, Norwood, rhp - 1903-06
 Gibson, Russ, c - 1967-69
 Gilbert, Andy, of - 1942, '46
 Gile, Don, c - 1959-62
 Gilhooley, Frank, of - 1919
Gilkey, Bernard, lf - 2000
 Gillespie, Bob, rhp - 1950
 Gillis, Grant, 2b - 1929
 Ginsberg, Joe, c - 1961
 Glaze, Ralph, rhp - 1906-08
 Gleason, Harry, inf - 1901-03
 Glenn, Joe, c - 1940
Godley, Zack, rhp - 2020
 Godwin, John, inf-of - 1905-06
Gogggin, Chuck, 2b - 1974
Gomes, Jonny, of - 2013-14
Gomes, Wayne, rhp - 2002
Gomez, Mauro, 1b - 2012
Gonzales, Stephen, lhp - 2021
 Gonzales, Eusebio, ss - 1918
 Gonzales, Joe, rhp - 1937
Gonzalez, Adrian, 1b - 2011-12
Gonzalez, Alex, ss - 2006, '09
Gonzalez, Enrique, rhp - 2021
 Gonzalez, Geremi, rhp - 2005
Gonzalez, Marwin, inf/of - 2021
Gonzalez, Romy, inf/of - 2024
 Gooch, Johnny, c - 1933
 Goodman, Billy, inf - 1947-57
Gordon, Tom, rhp - 1996-99
Gosger, Jim, of - 1963, 1965-66
Graffanino, Tony, inf - 2005
 Graham, Charley, c - 1906
Graham, Lee, of - 1983
 Graham, Skinny, of - 1934-35
 Gray, Dave, rhp - 1964
Gray, Jeff, rhp - 1990-91
Grebeck, Craig, ss - 2001
 Green, Lenny, of - 1965-66
Green, Nick, inf - 2009
 Green, Pumpsie, inf - 1959-62
Greenwell, Mike, lf - 1985-96
 Gregg, Vean, lhp - 1914-16
 Griffin, Doug, 2b - 1971-77
 Griffin, Marty, rhp - 1928
Grilli, Guido, lhp - 1966
 Grimes, Ray, 1b - 1920
 Grimshaw, Moose, 1b - 1905-07
 Grissom, Marv, rhp - 1953
Grissom, Vaughn, inf - 2024
Gross, Kip, rhp - 1999
 Gross, Turkey, ss - 1925
 Grove, Lefty, lhp - 1934-41
Grullón, Deivy, c - 2020
Grundt, Ken, lhp - 1996-97
Gubanich, Creighton, c - 1999
 Guerra, Mike, c - 1951
Guerrero, Luis, rhp - 2024
 Guerrero, Mario, ss - 1973-74
 Guindon, Bob, 1b - 1964

Gumpert, Randy, rhp - 1952
Gunderson, Eric, lhp - 1995-96
 Gunning, Hy, 1b - 1911
Guthrie, Mark, lhp - 1999
Gutierrez, Jackie, ss - 1983-85
Gutierrez, Ricky, inf - 2004
 Gutteridge, Don, inf - 1946-47

H (145)

Hageman, Casey, rhp - 1911-12
Halama, John, lhp - 2005
 Hale, Odell, 3b - 1941
Haley, Justin, rhp - 2018
 Haley, Ray, c - 1915-16
Hall, Bill, inf-of - 2010
 Hall, Charley, rhp - 1909-13
Hall, Matt, lhp - 2020
Hamilton, Caleb, c - 2023
Hamilton, David, inf - 2023-24
Hammond, Chris, lhp - 1997
 Hancock, Garry, of - 1978, '80-82
 Hancock, Josh, rhp - 2002
Haney, Chris, lhp - 2002
 Haney, Fred, 3b - 1926-27
Hanigan, Ryan, c - 2015-16
Hanrahan, Deven, rhp - 2013
Hansack, Joern, rhp - 2006-08
Hansen, Craig, rhp - 2005-06, '08
Hanson, Erik, rhp - 1995
 Hardy, Carroll, of - 1960-62
Harikkala, Tim, rhp - 1999
 Harper, Harry, lhp - 1920
Harper, Tommy, of - 1972-74
 Harrell, Billy, inf - 1961
Harrelson, Ken, 1b-rf - 1967-69
 Harris, Bill, rhp - 1938
Harris, Greg, rhp - 1989-94
 Harris, Joe, rhp - 1905-07
 Harris, Joe, of-1b - 1922-25
 Harris, Mickey, lhp - 1940-41, '46-49
Harris, Reggie, rhp - 1996
Harris, Willie, inf-of - 2006
 Harriss, Slim, rhp - 1926-28
 Harshman, Jack, lhp - 1959
Hart, Kyle, lhp - 2020
 Hartenstein, Chuck, rhp - 1970
 Hartley, Grover, c - 1927
Hartley, Mike, rhp - 1995
 Hartman, Charley, lhp - 1908
Harville, Chad, rhp - 2005
Haselman, Bill, c - 1995-97, '03
 Hash, Herb, rhp - 1940-41
Hassan, Alex, of - 2014
 Hassler, Andy, lhp - 1978-79
Hatcher, Billy, of - 1992-94
 Hatfield, Fred, 3b - 1950-52
Hatteberg, Scott, c - 1995-01
 Hatton, Grady, 3b - 1954-56
 Hausmann, Clem, rhp - 1944-45
 Hayden, John, rf - 1906
 Hayes, Frankie, c - 1947
 Hearne, Ed, ss - 1910
Heep, Danny, of - 1989-90
Heffner, Bob, rhp - 1963-65
 Heflin, Randy, rhp - 1945-46
 Heimach, Fred, lhp - 1926
Heineman, Tyler, c - 2024
Heise, Bob, inf - 1975-76
Helms, Tommy, inf - 1977
Hembree, Heath, rhp - 2014-20
 Hemphill, Charley, rf - 1901
 Henderson, Dave, of - 1986-87
 Henderson, Ricky, of - 2002
 Hendryx, Tim, of - 1920-21
 Henriksen, Olaf, of - 1911-17

Henry, Bill, lhp - 1952-55
Henry, Butch, lhp - 1997-98
 Henry, Jim, rhp - 1936-37
Hermanson, Dustin, rhp - 2002
Hermida, Jeremy, of - 2010
Hernandez, Darwinzon, lhp - 2019-22
Hernández, Gorkys, of - 2019
Hernández, Kiké, inf-of - 2021-23
Hernández, Marco, inf - 2016-17, '19
 Hernandez, Ramon, lhp - 1977
Herrera, Jonathan, inf - 2014
 Herrera, Mike, inf - 1925-26
 Herrin, Tom, rhp - 1954
Hesketh, Joe, lhp - 1990-94
Hetzel, Eric, rhp - 1989-90
 Heving, Joe, rhp - 1938-40
 Heving, Johnnie, c - 1924-25, '28-30
 Hickman, Piano Legs, rhp - 1902
 Higgins, Mike, 3b - 1937-38, '46
Hill, Aaron, inf - 2016
Hill, Rich, lhp - 2010-12, '15, '22, '24
Hillenbrand, Shea, 3b - 2001-03
 Hiller, Hob, inf - 1920-21
 Hillman, Dave, rhp - 1960-61
 Hinkle, Gordie, c - 1934
Hinojosa, Dalier, rhp - 2015
 Hinrichs, Paul, rhp - 1951
Hinske, Eric, of-1b - 2006-07
 Hinson, Paul, ph - 1928
 Hisher, Harley, rhp - 1951
 Hitchcock, Billy, inf - 1948-49
 Hoblitzell, Dick, 1b - 1914-18
Hobson, Butch, 3b - 1975-80
 Hockette, George, lhp - 1934-35
 Hodapp, Johnny, 2b - 1933
 Hoderlein, Mel, inf - 1951
 Hoelt, Billy, lhp - 1959
 Hoey, John, lf - 1906-08
Hoffman, Glenn, ss-3b - 1980-87
 Hofmann, Fred, c - 1927-28
Holaday, Bryan, c - 2016
 Holcombe, Ken, rhp - 1953
Hollins, Dave, inf - 1995
 Holm, Billy, c - 1945
Holt, Brock, inf-of - 2013-19
Holtz, Mike, lhp - 2006
 Hooper, Harry, rf - 1909-20
Horn, Bailey, lhp - 2024
Horn, Sam, dh-1b - 1987-89
Horton, Tony, 1b - 1964-67
Hosey, Dwayne, of - 1995-96
Hosmer, Eric, 1b - 2022
Hottovy, Tommy, lhp - 2011
Houck, Tanner, rhp - 2020-24
House, Tom, lhp - 1976-77
Housie, Wayne, of - 1991
Howard, Chris, lhp - 1994
 Howard, Elston, c - 1967-68
 Howard, Paul, of - 1909
 Howe, Les, rhp - 1923-24
Howry, Bob, rhp - 2002-03
Hoy, Peter, rhp - 1992
 Hoyt, Waite, rhp - 1919-20
Huckaby, Ken, c - 2006
Hudson, Joe, rhp - 1995-97
 Hudson, Sid, rhp - 1952-54
 Hughes, Ed, rhp - 1905-06
 Hughes, Long Tom, rhp - 1902-03
Hughes, Terry, 3b - 1974
 Hughson, Tex, rhp - 1941-44, '46-49
 Humphrey, Bill, rhp - 1938
 Hunt, Ben, lhp - 1910
Hunter, Buddy, inf - 1971, '73, '75
 Hunter, Herb, of - 1920
 Hurd, Tom, rhp - 1954-56

Hurst, Bruce, lhp - 1980-88
Huskey, Butch, of-inf - 1999
 Hustling, Bert, rhp - 1902
Hyzdou, Adam, of - 2004-05

I (2)

Iglesias, Jose, ss - 2011-13, '21
Irvine, Daryl, rhp - 1990-92

J (49)

Jablonski, Pete, rhp - 1932
 (later known as Pete Appleton)
Jackson, Conor, of - 2011
Jackson, Damian, inf-of - 2003
 Jackson, Ron H., 1b - 1960
 Jacobson, Baby Doll, of - 1926-27
 Jacobson, Beany, lhp - 1907
Jacques, Joe, lhp - 2023-24
 Jamerson, Charley, lhp - 1924
 James, Bill, rhp - 1919
James, Chris, of - 1995
Jansen, Danny, c - 2024
Jansen, Kenley, rhp - 2023-24
 Janvrin, Hal, inf - 1911, '13-17
Jarvis, Kevin, rhp - 2006
 Jarvis, Ray, rhp - 1969-70
Jefferson, Reggie, dh-1b - 1995-99
Jenkins, Ferguson, rhp - 1976-77
 Jenkins, Tom, of - 1925-26
Jenks, Bobby, rhp - 2011
 Jensen, Jackie, rf - 1954-59, 1961
Jensen, Marcus, c - 2001
Jimenez, Luis, inf - 2015
Johns, Keith, 2b - 1998
 Johnson, A. Rankin, rhp - 1914
 Johnson, Bob, lf - 1944-45
Johnson, Brian, lhp - 2015, '17-19
 Johnson, Deron, dh-1b - 1974-76
 Johnson, Earl, lhp - 1940-41, '46-50
 Johnson, Hank, rhp - 1933-35
Johnson, Jason, rhp - 2006
Johnson, John Henry, lhp - 1983-84
Johnson, Kelly, inf-of - 2014
 Johnson, Roy, lf-rf - 1932-35
 Johnson, Vic, lhp - 1944-45
Johnston, Joel, rhp - 1995
 Jolley, Smead, lf - 1932-33
Jones, Bobby M, lhp - 2004
 Jones, Charley, of - 1901
Jones, Dalton, inf - 1964-69
Jones, Hunter, lhp - 2009
 Jones, Jake, 1b - 1947-48
Jones, Rick, lhp - 1976
 Jones, Sad Sam, rhp - 1916-21
Jones, Todd, rhp - 2003
 Joost, Eddie, inf - 1955
 Josephson, Duane, c - 1971-72
 Judd, Oscar, lhp - 1941-45
 Judge, Joe, 1b - 1933-34
Jurak, Ed, inf - 1982-85

K (58)

Kalish, Ryan, of - 2010, '12
 Kallio, Rudy, rhp - 1925
Kapler, Gabe, of - 2003-06
 Karger, Ed, lhp - 1909-11
 Karl, Andy, rhp - 1943
 Karow, Marty, inf - 1927
 Karr, Benn, rhp - 1920-22
 Kasko, Eddie, ss - 1966
 Kell, George, 3b - 1952-54
Keller, Brad, rhp - 2024
 Kellett, Al, rhp - 1924
 Kellett, Red, inf - 1934
Kelley, Trevor, rhp - 2019

All-Time Roster, Continued

Kellum, Win, lhp - 1901
Kelly, Ed, rhp - 1914
Kelly, Joe, rhp - 2014-18
Kelly, Zack, rhp - 2022-24
Keltner, Ken, 3b - 1950
Kemmerer, Russ, rhp - 1954-55, '57
Kendall, Fred, c - 1978
Kendrick, Kyle, rhp - 2017
Kennedy, Bill, lhp - 1953
Kennedy, John, inf - 1970-74
Keough, Marty, of - 1956-60
Kickham, Mike, lhp - 2020
Kiecker, Dana, rhp - 1990-91
Kiefer, Joe, rhp - 1925-26
Kielty, Bobby, of - 2007
Kiely, Leo, lhp - 1951, '54-56, '58-59
Killilay, Jack, rhp - 1911
Kim, Byung-Hyun, rhp - 2003-04
Kim, Sun-Woo, rhp - 2001-02
Kimbrel, Craig, rhp - 2016-18
Kinder, Ellis, rhp - 1948-55
Kinney, Walt, lhp - 1918
Kinsler, Ian, 2b - 2018
Kison, Bruce, rhp - 1985
Klaus, Billy, ss-3b - 1955-58
Kleinow, Red, c - 1910-11
Kline, Bob, rhp - 1930-33
Kline, Ron, rhp - 1969
Klinger, Bob, rhp - 1946-47
Kluberg, Corey, rhp - 2023
Knackert, Brent, rhp - 1996
Knight, John, 3b - 1907
Kolstad, Hal, rhp - 1962-63
Koonce, Cal, rhp - 1970-71
Kosco, Andy, of - 1972
Kotchman, Casey, inf - 2009
Kotsay, Mark, of-1b - 2008-09
Kottaras, George, c - 2008-09
Kramer, Jack, rhp - 1948-49
Krausse, Lew, rhp - 1972
Kreuger, Rick, lhp - 1975-77
Kroh, Ruben, lhp - 1906-07
Kroner, John, inf - 1935-36
Krug, Marty, inf - 1912
Kutcher, Randy, of - 1988-90

L (93)

LaChance, Candy, 1b - 1902-05
Lackey, John, rhp - 2010-14
Lacy, Kerry, rhp - 1996-97
LaForest, Ty, 3b - 1945
LaFrancois, Roger, c - 1982
Lahoud, Joe, of - 1968-71
Lake, Eddie, rhp - 1943-45
Lakins, Travis, rhp - 2019
Lamabe, Jack, rhp - 1963-65
Lamar, Bill, of - 1919
LaMarre, Ryan, of - 2016
Lamet, Dinelson, rhp - 2023
Lamp, Dennis, rhp - 1988-91
Lancellotti, Rick, 1b - 1990
Landis, Bill, lhp - 1967-69
Landis, Jim, of - 1967
Langford, Sam, of - 1926
Lansford, Carney, 3b - 1981-82
Lansing, Mike, inf - 2000-01
LaPorte, Frank, inf-of - 1908
LaRoche, Adam, 1b - 2009
LaRose, John, lhp - 1978
Lary, Lyn, ss - 1934
Lavarney, Ryan, c - 2011-14
Layne, Tommy, lhp - 2014-16
Lazor, Johnny, of - 1943-46
Lee, Bill, lhp - 1969-78
Lee, Dud, ss - 1924-26

Lee, Sang-Hoon, lhp - 2000
LeFebvre, Lefty, lhp - 1938-39
Legett, Lou, c - 1933-35
Leheny, Regis, lhp - 1932
Lehner, Paul, of - 1952
Leibold, Nemo, of - 1921-23
Leister, John, rhp - 1987, '90
Lemke, Mark, 2b - 1998
Lenhardt, Don, of - 1952, '54
León, Sandy, c - 2015-19
Leonard, H. Dutch, lhp - 1913-18
Lepcio, Ted, inf - 1952-59
Lerchen, Dutch, ss - 1910
LeRoy, Louis, rhp - 1910
Leskanic, Curtis, rhp - 2004
Lester, Jon, lhp - 2006-14
Lewis, Darren, of - 1998-01
Lewis, Duffy, lf - 1910-17
Lewis, John, 2b - 1911
Lewis, Ted, rhp - 1901
Leyer, Robinson, rhp - 2020
Leyritz, Jim, c - 1998
Lickert, John, c - 1981
Light, Pat, rhp - 2016
Lillibridge, Brent, inf-of - 2012
Lilliquist, Derek, lhp - 1995
Lin, Che-Hsuan, of - 2012
Lin, Tzu-Wei, inf - 2017-20
Lipon, Johnny, ss - 1952-53
Lisenbee, Hod, rhp - 1929-32
Littlefield, Dick, lhp - 1950
Littell, Zack, rhp - 2023
Litton, Greg, inf - 1994
Llovera, Mauricio, rhp, 2023
Lock, Don, of - 1969
Lockwood, Skip, rhp - 1980
Loepp, George, of - 1928
Lofton, James, inf - 2001
Lollar, Tim, lhp - 1985-86
Lomasney, Steve, c - 1999
Lonborg, Jim, rhp - 1965-71
Loneragan, Walt, inf - 1911
Loney, James, 1b - 2012
Looney, Brian, lhp - 1995
Lopez, Felipe, inf - 2010
López, Jack, inf - 2021
Lopez, Javier, lhp - 2006-09
Lopez, Javy, c - 2006
Lord, Harry, 3b - 1907-10
Loretta, Mark, 2b - 2006
Lowe, Derek, rhp - 1997-04
Lowell, Mike, 3b - 2006-10
Lowrie, Jed, inf - 2008-11
Lucas, Johnny, of - 1931-32
Lucey, Joe, rhp - 1925
Lucier, Lou, rhp - 1943-44
Lucroy, Jonathan, c - 2020
Lugo, Julio, ss - 2007-09
Lundgren, Del, rhp - 1926-27
Lupien, Tony, 1b - 1940, '42-43
Lyle, Sparky, lhp - 1967-71
Lynch, Walt, c - 1922
Lynn, Fred, cf - 1974-80
Lyon, Brandon, rhp - 2003
Lyons, Steve, of-inf - 1985-86, '91-93

M (196)

MacFarlane, Mike, c - 1995
MacFayden, Danny, rhp - 1926-32
Machado, Alejandro, inf - 2005
Machi, Jean, rhp - 2015
MacK, Shane, of - 1997
MacLeod, Bill, lhp - 1962
MacWhorter, Keith, rhp - 1980
Madden, Tom, c - 1909-11
Maddox, Austin, rhp - 2017
Maddux, Mike, rhp - 1995-96
Magrini, Pete, rhp - 1966
Mahay, Ron, of-lhp - 1995, '97-98
Mahomes, Pat, rhp - 1996-97
Mahoney, Chris, rhp - 1910
Mahoney, Jim, ss - 1959
Malaska, Mark, lhp - 2004
Malave, Jose, of - 1996-97
Mallett, Jerry, of - 1959
Maloy, Paul, rhp - 1913
Malzone, Frank, 3b - 1955-65
Mantei, Matt, rhp - 2005
Mantilla, Felix, 2b - 1963-65
Manto, Jeff, inf - 1996
Manuel, Robert, rhp - 2010
Manush, Heinie, of - 1936
Manzanillo, Josias, rhp - 1991
Mantchison, Phil, rhp - 1950
Marcum, Johnny, rhp - 1936-38
Marichal, Juan, rhp - 1974
Marquardt, Ollie, 2b - 1931
Marrero, Deven, inf - 2015-17
Marshall, Bill, ph - 1931
Marshall, Mike, 1b-of - 1990-91
Martin, Babe, c - 1948-49
Martin, Chris, rhp - 2023-24
Martin, Kyle, rhp - 2017
Martinez, Anastacio, rhp - 2004
Martinez, J.D., of-dh - 2018-22
Martinez, Michael, inf-of - 2016
Martinez, Pedro, rhp - 1998-04
Martinez, Ramon, rhp - 1999-00
Martinez, Sandy, c - 2004
Martinez, Victor, c - 2009-10
Marzano, John, c - 1987-92
Masterson, Justin, rhp - 2008-09, '15
Masterson, Walt, rhp - 1949-52
Matchick, Tommy, inf - 1970
Matthews, Bill, rhp - 1909
Matsuzaka, Daisuke, rhp - 2007-12
Mauch, Gene, 2b - 1956-57
Maxwell, Charley, of-1b - 1950-52, '54
Mayer, Wally, c - 1917-18
Maynard, Chick, ss - 1922
Mays, Carl, rhp - 1915-19
Mazza, Chris, rhp - 2020
McAuliffe, Dick, inf - 1974-75
McBride, Tom, of - 1943-47
McCabe, Dick, rhp - 1918
McCall, Windy, lhp - 1948-49
McCann, Emmett, inf - 1926
McCarthy, Tom, rhp - 1985
McCarty, David, of-1b - 2003-05
McCarver, Tim, c - 1974-75
McConnell, Amby, 2b - 1908-10
McDermott, Maurice, lhp - 1948-53
McDill, Allen, lhp - 2001
McDonald, Darnell, of - 2010-12
McDonald, Jim, rhp - 1950
McDonald, John, inf - 2013
McFarland, Ed, c - 1908
McGah, Ed, c - 1946-47
McGee, Willie, of - 1995
McGlothen, Lynn, rhp - 1972-73
McGovern, Art, c - 1905
McGraw, Bob, rhp - 1919
McGuire, Deacon, c - 1907-08
McGuire, Reese, c - 2022-24
McHale, Jim, of - 1908
McHale, Marty, rhp - 1910-11, '16
McInnis, Stuffy, 1b - 1928-31
McKain, Archie, lhp - 1937-38
McKeel, Walt, c - 1996-97
McLaughlin, Jud, lhp - 1931-33

McLean, Larry, 1b - 1901
 McMahon, Doc, rhp - 1908
 McMahon, Don, rhp - 1966-67
 McManus, Marty, inf - 1931-33
 McMillan, Norm, inf - 1923
 McNair, Eric, inf - 1936-38
 McNally, Mike, inf - 1915-17, '19-20
 McNaughton, Gordon, rhp - 1932
McNeely, Jeff, of - 1993
 McNeil, Norm, c - 1919
 McWilliams, Bill, ph - 1931
 Mejias, Román, of - 1963-64
Melancon, Mark, rhp - 2012
 Mele, Sam, of - 1947-49, '54-55
Melendez, Jose, rhp - 1993-94
 Melillo, Oscar, 2b - 1935-37
Melvin, Bob, c - 1993
Mendez, Roman, rhp - 2015
Mendoza, Ramiro, rhp - 2003-04
 Menosky, Mike, of - 1920-23
 Meola, Mike, rhp - 1933, '36
Merced, Orlando, rf - 1998
Merchant, Andy, c - 1975-76
Mercker, Kent, rhp - 1999
Meredith, Cla, rhp - 2005
 Merena, Spike, lhp - 1934
Merloni, Lou, inf - 1998-03
 Merson, Jack, 2b - 1953
 Metkovich, George, of-1b - 1943-46
 Meyer, Russ, rhp - 1957
 Michaels, John, lhp - 1932
Middlebrooks, Will, 3b - 2012-14
 Midkiff, Dick, rhp - 1938
Mientkiewicz, Doug, 1b - 2004
 Miles, Dee, of - 1943
Miley, Wade, lhp - 2015
Miller, Kevin, 1b-dh - 2003-05
Miller, Andrew, lhp - 2011-14
 Miller, Bing, of - 1935-36
Miller, Corky, c - 2006
 Miller, Elmer, of - 1922
 Miller, Hack, of - 1918
Miller, Mike, inf - 2016
 Miller, Otto, 3b - 1930-32
Miller, Rick, of - 1971-77, '81-85
Miller, Trevor, lhp - 2011
Miller, Wade, rhp - 2005
 Mills, Buster, lf - 1937
 Mills, Dick, rhp - 1970
 Minarcin, Rudy, rhp - 1956-57
Minchey, Nate, rhp - 1993-94, '96
Mirabelli, Doug, c - 2001-07
Mitchell, Charlie, rhp - 1984-85
 Mitchell, Fred, rhp - 1901-02
 Mitchell, Johnny, ss - 1922-23
Mitchell, Keith, of - 1998
Mitchell, Kevin, of - 1996
 Moford, Herb, rhp - 1959
Mohr, Dustan, of - 2006
Molina, Gustavo, c - 2010
 Molyneaux, Vince, rhp - 1918
 Monbouquette, Bill, rhp - 1958-65
Moncada, Yoan, inf - 2016
 Moncewicz, Freddie, ss - 1928
Montgomery, Bob, c - 1970-79
 Moore, Bill, c - 1926-27
 Moore, Wilcy, rhp - 1931-32
Morales, Franklin, lhp - 2011-13
Morehead, Dave, rhp - 1963-68
Moreland, Mitch, 1b - 2017-20
 Moret, Roger, lhp - 1970-75
 Morgan, Cy, rhp - 1907-09
 Morgan, Eddie, 1b - 1934
 Morgan, Red, 3b - 1906
 Morris, Ed, rhp - 1928-31

Morrissey, Deacon, rhp - 1901
Mortensen, Clayton, rhp - 2012-13
 Morton, Guy, c - 1954
Morton, Kevin, lhp - 1991
 Moseley, Earl, rhp - 1913
 Moser, Walter, rhp - 1911
 Moses, Jerry, c - 1965, '68-70
 Moses, Wally, of - 1946-48
 Moskiman, Doc, 1b-of - 1910
Moss, Brandon, of - 2007-08
 Moss, Les, c - 1951
Motter, Taylor, inf - 2021
Moyer, Jamie, lhp - 1996
Mueller, Bill, 3b - 2003-05
 Mueller, Gordie, rhp - 1950
 Muffett, Billy, rhp - 1960-62
Mujica, Edward, rhp - 2014-15
 Mulleavy, Greg, inf - 1933
 Muller, Freddie, inf - 1933-34
 Mulligan, Joe, rhp - 1934
 Mulroney, Frank, rhp - 1930
 Mundy, Bill, 1b - 1913
Muñoz, Yairo, of/inf - 2020-21
Murphy, Chris, lhp - 2023
Murphy, David, of - 2006-07
 Murphy, Johnny, rhp - 1947
Murphy, Rob, lhp - 1989-90
Murphy, Tom, rhp - 1976-77
 Murphy, Walter, rhp - 1931
 Murray, George, rhp - 1923-24
Murray, Matt, rhp - 1995
Muser, Tony, 1b - 1969
 Musser, Paul, rhp - 1919
 Mustaikis, Alex, rhp - 1940
 Myer, Buddy, ss-3b - 1927-28
 Myers, Elmer, rhp - 1920-22
 Myers, Hap, 1b - 1910-11
Myers, Mike, lhp - 2004-05

N (35)

Nabholz, Chris, lhp - 1994
Naehring, Tim, ss-3b - 1990-97
 Nagle, Judge, rhp - 1911
Nagy, Mike, rhp - 1969-72
Napoli, Mike, 1b - 2013-15
 Narleski, Bill, inf - 1929-30
Nava, Daniel, of - 2010, '12-15
Navarro, Yamaico, ss - 2010-11
Neal, Blaine, rhp - 2005
 Neitzke, Ernie, rhp - 1921
Nelson, Bryant, inf-of - 2002
Nelson, Joe, rhp - 2004, '10
 Neubauer, Hal, rhp - 1925
Newhauser, Don, rhp - 1972-74
Newman, Jeff, c - 1983-84
 Newsom, Bobo, rhp - 1937
 Newsome, Dick, rhp - 1941-43
 Newsome, Skeeter, inf - 1941-45
 Niarhos, Gus, c - 1952-53
 Nichols, Chet, lhp - 1960-63
Nichols, Reid, of - 1980-85
 Niemiec, Al, rhp - 1934
 Niles, Harry, of-inf - 1908-10
Nipper, Al, rhp - 1983-87
Nippert, Merlin, rhp - 1962
Nixon, Otis, cf - 1994
 Nixon, Russ, c - 1960-65, '68
Nixon, Trot, rf - 1996, 1998-06
 Nixon, Willard, rhp - 1950-58
Nomo, Hideo, rhp - 2001
 Nonnenkamp, Leo, of - 1938-40
 Nourse, Chet, rhp - 1909
 Nunamaker, Les, c - 1911-14
Nunez, Eduardo, inf - 2017-19
Nunnally, Jon, of - 1999

O (47)

Oberlin, Frank, rhp - 1906-07
O'Berry, Mike, c - 1979
 O'Brien, Buck, rhp - 1911-13
 O'Brien, Jack, of - 1903
O'Brien, Syd, inf - 1969
 O'Brien, Tom, of - 1949-50
 O'Doul, Lefty, lhp - 1923
Offerman, Jose, inf-dh - 1999-02
Ogando, Alexi, rhp - 2015
Oglivie, Ben, of - 1971-73
Ohka, Tomokazu, rhp - 1999-01
Ojeda, Bob, lhp - 1980-85
Okajima, Hideki, lhp - 2007-11
 Okrie, Len, c - 1952
O'Leary, Troy, of - 1995-01
Olerud, John, 1b - 2005
Oliver, Darren, lhp - 2002
 Oliver, Gene, c - 1968
Oliver, Joe, c - 2001
 Oliver, Tom, cf - 1930-33
 Olmstead, Hank, rhp - 1905
 Olson, Karl, of - 1951, '53-55
 Olson, Marv, 2b - 1931-33
 Olson, Ted, rhp - 1936-38
 O'Neill, Bill, of - 1904
 O'Neill, Emmett, rhp - 1943-45
 O'Neill, Steve, c - 1924
O'Neill, Tyler, of - 2024
Ontiveros, Steve, rhp - 2000
 Orme, George, of - 1920
 O'Rourke, Frank, inf - 1922
Ort, Kaleb, rhp - 2021-23
Ortiz, David, dh-1b - 2003-16
Ortiz, Luis, 3b - 1993-94
Osich, Josh, lhp - 2020
 Osinski, Dan, rhp - 1966-67
 Ostiedek, Harry, c - 1908
 Ostermueller, Fritz, lhp - 1934-40
 Ostrowski, John, of-inf - 1948
O'Sullivan, Sean, rhp - 2016
Ottavino, Adam, rhp - 2021
 Owen, Marv, inf - 1940
 Owen, Mickey, c - 1954
Owen, Spike, ss - 1986-88
 Owens, Frank, c - 1905
Owens, Henry, lhp - 2015-16
Owings, Chris, inf - 2019

P (106)

Padilla, Vicente, rhp - 2012
 Pagliaroni, Jim, c - 1955, '60-62
 Palm, Mike, rhp - 1948
Pankovits, Jim, inf - 1990
 Papai, Al, rhp - 1950
 Pape, Larry, rhp - 1909, '11-12
Papelbon, Jonathan, rhp - 2005-11
Papi, Stan, inf - 1979-80
 Parent, Freddy, ss - 1901-07
 Parnell, Mel, lhp - 1947-56
Parrish, Larry, 1b-dh - 1988
 Parlee, Roy, c - 1943-44, '46-47
 Partenheimer, Stan, lhp - 1944
 Paschal, Ben, of - 1920
 Patten, Casey, lhp - 1908
Patterson, Eric, inf-of - 2010
 Patterson, Hank, c - 1932
 Pattin, Marty, rhp - 1972-73
Pauley, David, rhp - 2006, '08
 Pavletich, Don, c - 1970-71
Paxton, James, lhp - 2023, '24
Paxton, Mike, rhp - 1977
Payton, Jay, of - 2005
Peacock, Brad, rhp - 2021
 Peacock, Johnny, c - 1937-44

All-Time Roster, Continued

Pearce, Steve, 1b - 2018-19
 Peavy, Jake, rhp - 2013-14
 Pedroia, Dustin, 2b - 2006-19
 Peguero, Carlos, of - 2015
 Pellagrini, Eddie, inf - 1946-47
 Pemberton, Rudy, of - 1996-97
 Pena, Alejandro, rhp - 1995
 Pena, Carlos, 1b - 2006
 Pena, Jesus, lhp - 2000
 Pena, Juan, rhp - 1999
 Peña, Tony, c - 1990-93
 Pena, Willy Mo, of-dh - 2006-07
 Pennington, Brad, lhp - 1996
 Pennock, Herb, lhp - 1915-17, '19-22, '34
 Penny, Brad, rhp - 2009
 Penrod, Zach, lhp - 2024
 Peraza, José, inf - 2020
 Pérez, Martin, lhp - 2020-21
 Perez, Tony, 1b-dh - 1980-82
 Perischo, Matt, lhp - 2005
 Perrin, Jack, of - 1921
 Person, Robert, rhp - 2003
 Pertica, Bill, rhp - 1918
 Pesky, Johnny, ss-3b - 1942, '46-52
 Petagine, Roberto, 1b - 2005
 Peters, Gary, lhp - 1970-72
 Peterson, Bob, c - 1906-07
 Petrocelli, Rico, ss-3b - 1963, '65-76
 Petry, Dan, rhp - 1991
 Pham, Tommy, of - 2022
 Philley, Dave, of - 1962
 Phillips, Brandon, inf - 2018
 Phillips, Ed, rhp - 1970
 Pichardo, Hipolito, rhp - 2000-01
 Picinich, Val, c - 1923-25
 Pickering, Calvin, 1b-dh - 2001
 Pickering, Urbane, 3b - 1931-32
 Pierce, Jeff, rhp - 1995
 Piercy, Bill, rhp - 1922-24
 Piersall, Jimmy, cf - 1950, '52-58
 Pierzynski, A.J., c - 2014
 Pillar, Kevin, of - 2020
 Pineiro, Joel, rhp - 2007
 Pipgras, George, rhp - 1933-35
 Pirkil, Greg, 1b - 1996
 Pittenger, Pinky, of-inf - 1921-23
 Pivetta, Nick, rhp - 2020-24
 Pizarro, Juan, lhp - 1968-69
 Plantier, Phil, of - 1990-92
 Plawewski, Kevin, c - 2020-22
 Plews, Herb, 2b - 1959
 Plympton, Jeff, rhp - 1991
 Podsednik, Scott, of - 2012
 Poindexter, Jennings, lhp - 1936
 Pole, Dick, rhp - 1973-76
 Polly, Nick, 3b - 1945
 Pomeranz, Drew, lhp - 2016-18
 Pond, Ralph, of - 1910
 Porcello, Rick, rhp - 2015-19
 Poquette, Tom, of - 1979, '81
 Porter, Dick, of - 1934
 Porterfield, Bob, rhp - 1956-58
 Portugal, Mark, rhp - 1999
 Potter, Nelson, rhp - 1941
 Poulsen, Ken, inf - 1967
 Poyner, Bobby, lhp - 2018-19
 Pozo, Arquimede, inf - 1996-97
 Pratt, Del, 2b - 1921-22
 Pratt, Larry, c - 1914
 Prentiss, George, rhp - 1901-02
 Price, David, lhp - 2016-19
 Price, Joe, lhp - 1989
 Pride, Curtis, of-dh - 1997, '00
 Priester, Quinn, rhp - 2024
 Prothro, Doc, 3b - 1925

Pruett, Tex, rhp - 1907-08
 Puello, César, of - 2020
 Pulsipher, Bill, lhp - 2001
 Punto, Nick, inf - 2012
 Purtell, Billy, inf - 1910-11
 Pytlak, Frankie, c - 1941, '45-46

Q (6)

Quatrill, Paul, rhp - 1992-94
 Quinn, Frank, rhp - 1949-50
 Quinn, Jack, rhp - 1922-25
 Quinones, Rey, ss - 1986
 Quintana, Carlos, 1b-of - 1988-91, '93
 Quiroz, Guillermo, c - 2012

R (113)

Radatz, Dick, rhp - 1962-66
 Rader, Dave, c - 1980
 Rafaela, Ceddanne, inf/of - 2023-24
 Rainey, Chuck, rhp - 1979-82
 Ramirez, Erasmo, rhp - 2019
 Ramirez, Hanley, inf - 2005, '15-18
 Ramirez, Manny, lf - 2001-08
 Ramirez, Noe, rhp - 2015-17
 Ramirez, Ramon, rhp - 2009-10
 Ramirez, Yohan, rhp - 2024
 Ranaudo, Anthony, rhp - 2014
 Rapp, Pat, rhp - 1999
 Reardon, Jeff, rhp - 1990-92
 Reder, Johnny, 1b - 1932
 Reddick, Josh, of - 2009-11
 Reed, Addison, rhp - 2017
 Reed, Jerry, rhp - 1990
 Reed, Jody, 2b-ss - 1987-92
 Reese, Pokey, ss-2b - 2004
 Reeves, Bobby, inf - 1929-31
 Refsnyder, Rob, of - 2022-24
 Regan, Bill, 2b - 1926-30
 Rehg, Wally, of - 1913-15
 Reichle, Dick, of - 1922-23
 Remlinger, Mike, lhp - 2005
 Remmerswaal, Win, rhp - 1979-80
 Remy, Jerry, 2b - 1978-84
 Renda, Tony, inf - 2018
 Renfroe, Hunter, of - 2021
 Renko, Steve, rhp - 1979-80
 Renna, Bill, of - 1958-59
 Renteria, Edgar, ss - 2005
 Repko, Jason, of - 2012
 Repulski, Rip, of - 1960-61
 Reyes, Carlos, rhp - 1998
 Reyes, Denny, lhp - 2011
 Reyes, Pablo, inf/of - 2023-24
 Reynolds, Carl, of - 1934-35
 Rhodes, Gordon, rhp - 1932-35
 Rhodes, Tuffy, of - 1995
 Rhyne, Hal, ss - 1929-32
 Rice, Jim, lf-dh - 1974-89
 Rich, Woody, rhp - 1939-41
 Richards, Garrett, rhp - 2021
 Richardson, Dustin, lhp - 2009-10
 Richardson, Jeff, inf - 1993
 Richter, Al, ss - 1951, '53
 Riggert, Joe, of - 1911
 Rigney, Topper, ss - 1926-27
 Riles, Ernest, inf - 1993
 Rios, Yacksel, rhp - 2021
 Ripley, Allen, rhp - 1978-79
 Ripley, Walt, rhp - 1935
 Rising, Pop, of - 1905
 Riske, David, rhp - 2006
 Ritchie, Jay, rhp - 1964-65
 Rivera, Luis, ss - 1989-93
 Rivero, Carlos, inf - 2014
 Roberts, Dave, of - 2004

Roberts, Ryan, inf - 2014
 Robertson, Nick, rhp - 2023
 Robidoux, Billy Jo, 1b - 1990
 Robinson, Aaron, c - 1951
 Robinson, Floyd, of - 1968
 Robinson, Jack, rhp - 1949
 Robles, Hansel, rhp - 2021-22
 Rochford, Mike, lhp - 1988-90
 Rodgers, Bill, 2b - 1915
 Rodriguez, Carlos, inf - 1994-95
 Rodriguez, Eduardo, lhp - 2015-19, '21
 Rodriguez, Frankie, rhp - 1995
 Rodriguez, Joely, lhp - 2023-24
 Rodriguez, Steve, inf - 1995
 Rodriguez, Tony, inf - 1996
 Rogell, Billy, inf - 1925, '27-28
 Rogers, Lee, lhp - 1938
 Roggenbuck, Garry, lhp - 1966, '68-69
 Rohr, Billy, rhp - 1967
 Rollings, Red, inf - 1927-28
 Romero, Ed, inf - 1986-89
 Romero, J.C., lhp - 2007
 Romero, Mandy, c - 1998
 Romero, Niuman, inf - 2010
 Romine, Kevin, of - 1985-91
 Romo, Vicente, rhp - 1969-70
 Rosar, Buddy, c - 1950-51
 Rose, Brian, rhp - 1997-00
 Rosenthal, Simon, of - 1925-26
 Ross, Buster, lhp - 1924-26
 Ross, Cody, of - 2012
 Ross, David, c - 2008, '13-14
 Ross Jr., Robbie, lhp - 2015-17
 Roth, Braggo, cf - 1919
 Rothrock, Jack, rhp - 1925-32
 Rowland, Rich, c - 1994-95
 Royer, Stan, inf - 1994
 Rudi, Joe, of - 1981
 Ruel, Muddy, c - 1921-22, '31
 Ruffing, Red, rhp - 1924-30
 Runnels, Pete, 2b-1b - 1958-62
 Rupe, Ryan, rhp - 2003
 Russell, Allan, rhp - 1919-22
 Russell, Jack, rhp - 1926-32, '36
 Russell, Jeff, rhp - 1993-94
 Russell, Rip, 3b - 1946-47
 Ruth, Babe, lhp-of - 1914-19
 Rutledge, Josh, inf - 2015-17
 Ryan, Jack, rhp - 1909
 Ryan, Jack, of - 1929
 Ryan, Ken, rhp - 1992-95
 Ryan, Mike, c - 1964-67
 Ryba, Mike, rhp - 1941-46
 Rye, Gene, of - 1931

S (203)

Saberhagen, Bret, rhp - 1997-01
 Sadler, Donnie, 2b-ss - 1998-00
 Sadowski, Bob, rhp - 1966
 Sadowski, Ed, c - 1960
 Saito, Takashi, rhp - 2009
 Sale, Chris, lhp - 2017-19, '21-23
 Saltalamacchia, Jarrod, c - 2010-13
 Sambito, Joe, lhp - 1986-87
 Sanchez, Angel, inf - 2010
 Sanchez, Freddy, inf - 2002-03
 Sanchez, Rey, inf - 2002
 Sánchez, Yolmer, inf - 2022
 Sanders, Ken, rhp - 1966
 Sandoval, Pablo, 3b - 2015-17
 Santana, Danny, inf/of - 2021
 Santana, Marino, rhp - 1999
 Santiago, Jose, rhp - 1966-70
 Santos, Angel, inf - 2001
 Satriano, Tom, c - 1969-70

Sauerbeck, Scott, lhp - 2003
Sawamura, Hirokazu, rhp - 2021-22
Sax, Dave, c - 1985-87
 Sayles, Bill, rhp - 1939
 Scarborough, Ray, rhp - 1951-52
 Scarritt, Russ, lf - 1929-31
 Schang, Wally, c-of - 1918-20
 Schanz, Charley, rhp - 1950
 Scherbarth, Bob, c - 1950
 Schilling, Chuck, 2b - 1961-65
Schilling, Curt, rhp - 2004-07
Schiraldi, Calvin, rhp - 1986-87
 Schlesinger, Bill, of - 1965
 Schlitzer, Biff, rhp - 1909
 Schmees, George, lhp - 1952
Schmidt, Dave, c - 1981
 Schmitz, Johnny, lhp - 1956
Schoeneweis, Scott, lhp - 2010
 Schofield, Dick, inf - 1969-70
Schourek, Pete, lhp - 1998, '00-01
 Schrecongost, Ossee, c - 1901
Schreiber, John, rhp - 2021-23
 Schroll, Al, rhp - 1958-59
Schwall, Don, rhp - 1961-62
Schwarber, Kyle, of - 2021
 Scott, Everett, ss - 1914-21
 Scott, George, 1b - 1966-71, '77-79
Scott, Robby, lhp - 2016-18
Scott, Tayler, rhp - 2023
 Scutaro, Marco, ss - 2010-11
Seabold, Connor, rhp - 2021-22
Seanez, Rudy, rhp - 2003, '06
 Seaver, Tom, rhp - 1986
 Seeds, Bob, inf-of - 1933-34
Segui, Diego, rhp - 2074-75
Seibel, Phil, lhp - 2004
 Selbach, Kip, of - 1904-06
Selby, Bill, inf - 1996
Sele, Aaron, rhp - 1993-97
Sellers, Jeff, rhp - 1985-88
Selsky, Steve, of-inf - 2017
 Settemire, Merle, lhp - 1928
 Shaner, Wally, of - 1926-27
 Shanks, Howard, inf - 1923-24
 Shannon, Red, 2b - 1919
 Shaw, Al, c - 1907
Shaw, Travis, inf - 2015-16, '21-22
Shawaryn, Mike, rhp - 2019
 Shea, John, lhp - 1928
 Shea, Merv, c - 1933
Sheaffer, Danny, c - 1987
Shealy, Ryan, 1b - 2010
 Shean, Dave, 2b - 1918-19
Sheets, Andy, inf - 2000
Sheldon, Rollie, rhp - 1966
Shepherd, Keith, rhp - 1995
 Sheridan, Neill, of - 1948
Sherriff, Ryan, lhp - 2023
 Shields, Ben, lhp - 1930
Shiell, Jason, rhp - 2003
 Shofner, Strick, 3b - 1947
Shoppach, Kelly, c - 2005, '12
 Shore, Ernie, rhp - 1914-17
 Short, Bill, lhp - 1966
Short, Zack, inf - 2024
 Shorten, Chick, of - 1915-17
Shouse, Brian, lhp - 1998
Shugart, Chase, rhp - 2024
Shumpert, Terry, inf - 1995
 Siebern, Norm, 1b-of - 1967-68
Siebert, Sonny, rhp - 1969-73
 Simmons, Al, of - 1943
 Simmons, Pat, rhp - 1928-29
Sims, Lucas, rhp - 2024
 Sisler, Dave, rhp - 1956-59

Sizemore, Grady, of - 2014
Sizemore, Ted, 2b - 1979-80
 Skinner, Camp, of - 1923
Skok, Craig, lhp - 1973
Slaten, Justin, rhp - 2024
 Slattery, Jack, c - 1901
 Slayton, Steve, rhp - 1928
Slocumb, Heathcliff, rhp - 1996-97
 Small, Charley, of - 1930
 Smith, Al, 3b-of - 1964
 Smith, Bob, lhp - 1955
 Smith, Bob Riverboat, lhp - 1958
 Smith, Broadway Aleck, c - 1903
Smith, Carson, rhp - 2016-18
 Smith, Charley, rhp - 1909-11
Smith, Chris, rhp - 2008
Smith, Dan, rhp - 2000
Smith, Dominic, 1b - 2024
 Smith, Doug, lhp - 1912
 Smith, Eddie, lhp - 1947
 Smith, Elmer, of - 1922
 Smith, Frank, rhp - 1910-11
 Smith, George, C., 2b - 1966
 Smith, George, S., rhp - 1930
 Smith, John, 1b - 1931
Smith, Josh, rhp - 2019
Smith, Lee, rhp - 1988-90
 Smith, Paddy, c - 1920
Smith, Pete, rhp - 1962-63
Smith, Reggie, cf-rf - 1966-73
Smith, Zane, lhp - 1995
Smithson, Mike, rhp - 1988-89
Smoltz, John, rhp - 2009
 Snell, Wally, c - 1913
Snopek, Chris, inf - 1998
Snow, J.T., 1b - 2006
Snyder, Brandon, inf - 2013
Snyder, Earl, 3b - 2004
Snyder, Kyle, rhp - 2006-08
Sogard, Nick, inf/of - 2024
 Solters, Moose, of - 1934-35
 Sommers, Rudy, lhp - 1926-27
 Sothoron, Allan, rhp - 1921
 Spanswick, Bill, lhp - 1964
 Sparks, Tully, rhp - 1902
 Speaker, Tris, cf - 1907-15
Spears, Nate, inf - 2011-12
 Spence, Stan, of - 1940-41, '48-49
 Spencer, Tubby, c - 1909
 Spognardi, Andy, inf - 1932
Sprague, Ed, inf - 2000
 Spring, Jack, lhp - 1957
Springs, Jeffrey, lhp - 2020
Sprowl, Bobby, lhp - 1978
 Stahl, Chick, cf - 1901-06
 Stahl, Jake, 1b-c - 1903, '08-10, '12-13
Stahs, Matt, of - 1995
 Stallard, Tracy, rhp - 1960-62
 Standaert, Jerry, 1b - 1929
 Stange, Lee, rhp - 1966-70
Stanifer, Rob, rhp - 2000
Stanley, Bob, rhp - 1977-89
Stanley, Mike, c-1b - 1996-00
 Stansbury, John, 3b - 1918
Stanton, Mike, lhp - 1995-96, '05
Stapleton, Dave, inf - 1980-86
 Statz, Jigger, of - 1920
 Steele, Elmer, rhp - 1907-09
 Steiner, Ben, 2b - 1945-46
 Steiner, Red, c - 1945
Stenhouse, Mike, of-1b - 1986
 Stephens, Gene, of - 1952-53, '55-60
 Stephens, Vern, ss-3b - 1948-52
 Stephenson, Jerry, rhp - 1963, '65-68
Stern, Adam, of - 2005-06

Stewart, Sammy, rhp - 1986
Stewart, Zach, rhp - 2012
Stigman, Dick, lhp - 1966
 Stimson, Carl, rhp - 1923
 Stobbs, Chuck, lhp - 1947-51
Stock, Robert, rhp - 2020
 Stokes, Al, c - 1925-26
 Stone, Dean, lhp - 1957
 Stone, George, of - 1903
Stone, Jeff, of - 1989-90
 Storie, Howie, c - 1931-32
Story, Trevor, 2b-ss - 2022-24
Strahm, Matt, lhp - 2022
 Stringer, Lou, inf - 1948-50
 Strunk, Amos, of - 1918-19
 Stuart, Dick, 1b - 1963-64
 Stumpf, George, of - 1931-33
 Sturdivant, Tom, rhp - 1960
Stynes, Chris, inf-of - 2001
 Suhecki, Jim, rhp - 1950
 Sullivan, Denny, cf - 1907-08
 Sullivan, Frank, rhp - 1953-60
 Sullivan, Haywood, c - 1955, '57, '59-60
Sullivan, Marc, c - 1982, '84-87
 Sumner, Carl, of - 1928
Suppan, Jeff, rhp - 1995-97, '03
 Susce, George, D., rhp - 1955-58
Sutton, Drew, inf - 2011
 Swanson, Bill, inf - 1914
 Sweeney, Bill, 1b - 1930-31
Sweeney, Ryan, of - 2012
Swihart, Blake, c-of - 2015-19
Swindle, Greg, lhp - 1998
 Swormstedt, Len, rhp - 1906

T (60)

Tabor, Jim, 3b - 1938-44
 Taft, Doug, of - 1928-29
Tanana, Frank, lhp - 1981
 Tannehill, Jesse, lhp - 1904-08
Tapia, Domingo, rhp - 2020
Tapia, Raimel, of - 2023
 Tarbert, Arlie, of - 1927-28
Tartabull, Jose, of - 1966-68
 Tarver, La Schelle, of - 1986
Tasby, Willie, cf - 1960
 Tate, Bennie, c - 1932
Tatum, Jim, 3b - 1996
Tatum, Ken, rhp - 1971-73
Tavares, Jesus, of - 1997
Tavarez, Julian, rhp - 2006-08
Taylor, Ben, rhp - 2017
 Taylor, Harry, rhp - 1950-52
Taylor, Josh, lhp - 2019-21
Taylor, Scott, lhp - 1992-93
Tazawa, Junichi, rhp - 2009, '11-16
 Tebbetts, Birdie, c - 1947-50
 Terry, Yank, rhp - 1940, '42-45
 Thielman, Jake, rhp - 1908
 Thomas, Blaine, rhp - 1911
 Thomas, Fred, 3b - 1918
Thomas, George, of - 1966-71
Thomas, Justin, lhp - 2012
 Thomas, Lee, 1b-rf - 1964-65
 Thomas, Pinch, c - 1912-17
 Thomas, Tommy, rhp - 1937
 Thomson, Bobby, of - 1960
 Thoney, Jack, of - 1908-09, '11
 Thormahlen, Hank, lhp - 1921
Thornburg, Tyler, rhp - 2018-19
Thornton, Matt, lhp - 2013
 Throneberry, Fayette, of - 1952, '55-57
Thurston, Joe, inf - 2008
 Tiant, Luis, rhp - 1971-78
 Tillman, Bob, c - 1962-67

All-Time Roster, Continued

Timlin, Mike, rhp - 2003-08

Tinsley, Lee, of - 1994-96
Tobin, Jack, of - 1926-27
Tobin, Jackie, 3b - 1945
Todd, Phil, 1b - 1924-30
Tolar, Kevin, lhp - 2003
Tomberlin, Andy, of - 1994
Tonneman, Tony, c - 1911
Torrez, Mike, rhp - 1978-82
Traber, Billy, lhp - 2009
Trautwein, John, rhp - 1988
Travis, Sam, 1b - 2017-19
Triggs, Andrew, rhp - 2020
Trimble, Joe, rhp - 1955
Tricek, Ricky, rhp - 1994, '97
Trout, Dizzy, rhp - 1952
Truesdale, Frank, 2b - 1918
Trujillo, Mike, rhp - 1985-86
Tudor, John, lhp - 1979-83
Turley, Bob, rhp - 1963
Turner, Justin, inf-dh - 2023

U (6)

Uehara, Koji, rhp - 2013-16
Umphlett, Tom, cf - 1953
Unglaub, Bob, inf - 1904-05, '07-08
Urbina, Ugueth, rhp - 2001-02
Urias, Luis, inf - 2023
Uwasawa, Naoyuki, rhp - 2024

V (36)

Vache, Tex, of - 1925
Valdez, Carlos, rhp - 1998
Valdez, Emmanuel, inf - 2023-24
Valdez, Julio, ss - 1980-83
Valdez, Phillips, rhp - 2020-22
Valdez, Sergio, rhp - 1994
Valencia, Danny, 3b - 2012
Valentin, John, ss-3b - 1992-01
Valle, Dave, c - 1994
Van Camp, Al, of-1b - 1931-32
Vandenburg, Hy, rhp - 1935
Van Buren, Jermaine, rhp - 2006
Van Dyke, Ben, lhp - 1912
VanEgmond, Tim, rhp - 1994-95
Van Every, Jonathan, of - 2008-10
Varitek, Jason, c - 1997-11
Varvaro, Anthony, rhp - 2015
Vaughn, Mo, 1b - 1991-98
Vázquez, Christian, c - 2014, '16-22
Vazquez, Ramon, inf - 2005
Veach, Bobby, rhp - 1924-25
Veale, Bob, lhp - 1972-74
Velazquez, Gil, inf - 2008-09
Velazquez, Hector, rhp - 2017-19
Veras, Dario, rhp - 1998
Veras, Wilton, 3b - 1999-00
Vernengo, Alex, of - 2020-23
Vernon, Mickey, 1b - 1956-57
Vick, Sammy, of - 1921
Victorino, Shane, of - 2013-15
Villarreal, Brayan, rhp - 2013
Viola, Frank, lhp - 1992-94
Vitt, Oscar, inf - 1919-21
Vollmer, Clyde, of - 1950-53
Volz, Jake, rhp - 1901
Vosmik, Joe, lf - 1938-39

W (117)

Wacha, Michael, rhp - 2022
Wade, Jake, lhp - 1939
Wagner, Charlie, rhp - 1938-42, '46
Wagner, Billy, lhp - 2009
Wagner, Gary, rhp - 1969-70

Wagner, Hal, c - 1944, '46-47
Wagner, Heinie, ss-2b - 1906-13, '15-16, '18
Wakefield, Tim, rhp - 1995-11
Walberg, Rube, lhp - 1934-37
Walden, Marcus, rhp - 2018-20
Walker, Chico, of - 1980-81, '83-84
Walker, Tillie, cf - 1916-17
Walker, Todd, 2b - 2003
Wall, Murray, rhp - 1957-59
Walsh, Jimmy, of - 1916-17
Walter, Brandon, lhp - 2023
Walters, Bucky, inf - 1933-34
Walters, Fred, c - 1945
Walters, Roxy, c - 1919-23
Wambsganss, Bill, 2b - 1924-25
Wanninger, Pee Wee, ss - 1927
Warner, John, c - 1902
Warstler, Rabbit, ss-2b - 1930-33
Wasdin, John, rhp - 1997-00
Waslewski, Gary, rhp - 1967-68
Watson, Bob, 1b - 1979
Watwood, Johnny, of-1b - 1932-33
Weaver, Monte, rhp - 1939
Webb, Earl, rf - 1930-32
Weber, Ryan, rhp - 2019-21
Webster, Allen, rhp - 2013-14
Webster, Lenny, c - 1999
Webster, Ray, 2b - 1960
Wedge, Eric, c - 1991-92, '94
Weeks, Jemile, inf-of - 2014-15
Weiland, Bob, lhp - 1932-34
Weiland, Kyle, rhp - 2011
Weiss, Zack, rhp - 2023
Weissert, Greg, rhp - 2024
Welch, Frank, of - 1927
Welch, Herb, ss - 1925
Welch, Johnny, rhp - 1932-36
Wells, David, lhp - 2005-06
Welzer, Tony, rhp - 1926-27
Wenz, Fred, rhp - 1968-69
Werber, Bill, inf - 1933-36
Werle, Bill, lhp - 1953-54
Wertz, Vic, 1b - 1959-61
West, David, lhp - 1998
Westbrook, Jamie, inf/of - 2024
Wheeler, Dan, rhp - 2011
White, Matt, lhp - 2003
White, Sammy, c - 1951-59
Whiteman, George, of - 1907, '18
Whiten, Mark, rf - 1995
Whitlock, Garrett, rhp - 2021-24
Whitt, Ernie, c - 1976
Widmar, Al, rhp - 1947
Wight, Bill, lhp - 1951-52
Wilber, Del, c - 1952-54
Wilhoit, Joe, of - 1919
Williams, Dana, lf - 1989
Williams, Dave, lhp - 1902
Williams, Denny, of - 1924-25, '28
Williams, Dib, inf - 1935
Williams, Dick, inf-of - 1963-64
Williams, Ken, of - 1928-29
Williams, Randy, lhp - 2011
Williams, Rip, 1b-c - 1911
Williams, Stan, rhp - 1972
Williams, Ted, lf - 1939-42, '46-60
Williamson, Scott, rhp - 2003-04
Willoughby, Jim, rhp - 1975-77
Wills, Ted, lhp - 1959-62
Wilson, Alex, rhp - 2013-14
Wilson, Archie, of - 1952
Wilson, Duane, lhp - 1958
Wilson, Earl, rhp - 1959-60, '62-66
Wilson, Gary, 2b - 1902

Wilson, Jack, rhp - 1935-41
Wilson, Jim, rhp - 1945-46
Wilson, John, rhp - 1927-28
Wilson, Les, of - 1911
Wilson, Squanto, 1b - 1914
Wiltse, Hal, lhp - 1926-28
Winkowski, Josh, rhp - 2022-24
Wingenter, Trey, rhp - 2024
Wingfield, Ted, rhp - 1924-27
Winn, George, lhp - 1919
Winningham, Herm, of - 1992
Winsett, Tom, rhp - 1930-31, '33
Winter, George, rhp - 1901-08
Winters, Clarence, rhp - 1924
Wise, Rick, rhp - 1974-77
Wittig, Johnny, rhp - 1949
Wolcott, Bob, rhp - 1999
Wolfe, Larry, inf - 1979-80
Wolter, Harry, lhp - 1909
Wong, Connor, c - 2021-24
Wood, Smoky Joe, rhp - 1908-15
Wood, Joe, rhp - 1944
Wood, Ken, of - 1952
Wood, Wilbur, lhp - 1961-64
Woodard, Steve, rhp - 2003
Woodard, John, rhp - 1924
Woods, Pinky, rhp - 1943-45
Woodward, Chris, inf - 2009
Woodward, Rob, rhp - 1985-88
Wooten, Shawn, c-of - 2005
Workman, Brandon, rhp - 2013-14, '17-21
Workman, Hoge, rhp - 1924
Worthington, Al, rhp - 1960
Wright, Jim, rhp - 1978-79
Wright, Steven, rhp - 2013-19
Wright, Tom, of - 1948-51
Wyatt, John, rhp - 1966-68
Wyckoff, John, rhp - 1916-18

X (0)

Y (9)

Yastrzemski, Carl, lf-1b - 1961-83
Yerkes, Steve, 2b-ss - 1909, '11-14
York, Rudy, 1b - 1946-47
Yoshida, Masataka, of - 2023-24
Youkilis, Kevin, 1b-3b - 2004-12
Young, Chris, of - 2016-17
Young, Cy, rhp - 1901-08
Young, Matt, lhp - 1991-92
Young, Tim, lhp - 2000

Z (8)

Zahniser, Paul, rhp - 1925-26
Zarilla, Al, of - 1949-50, '52-53
Zauchin, Norm, 1b - 1951, '55-57
Zeiser, Matt, rhp - 1914
Ziegler, Brad, rhp - 2016
Zink, Charlie, rhp - 2008
Zuber, Bill, rhp - 1946-47
Zupcic, Bob, of - 1991-94

Relatives Who Played For the Red Sox

BROTHERS	POS.	YEARS	FATHERS/SONS	POS.	YEARS
Barrett, Marty	2B	1982-90	Camilli, Dolf	1B	1945
Barrett, Tommy	2B	1992	Camilli, Doug	Coach	1970-73
Carlyle, Roy	OF	1925-26	Connolly, Sr., Ed	C	1929-32
Carlyle, Cleo	OF	1927	Connolly, Jr., Ed	LHP	1964
Conigliaro, Tony	OF, DH	1964-67, 69-70, 75	Ellsworth, Dick	LHP	1968-69
Conigliaro, Billy	OF	1969-71	Ellsworth, Steve	RHP	1988
Drew, J.D.	RF	2007-11	Ripley, Walt	RHP	1935
Drew, Stephen	SS	2013	Ripley, Allen	RHP	1978-79
Ferrell, Rick	C	1933-37	Sullivan, Haywood	C	1955, '57, 1959-60
Ferrell, Wes	RHP	1934-37	Sullivan, Marc	C	1982, '84-'87
Gaston, Alex	C	1926, 1929	Wood, Smoky Joe	RHP	1908-15
Gaston, Milt	RHP	1929-31	Wood, Joe	RHP	1944
Heving, Johnnie	C	1924-25, 1928-30	GRANDFATHER/SON	POS.	YEARS
Heving, Joe	RHP	1938-40	Collins, John "Shano"	OF	1921-25
Hughes, Long Tom	RHP	1902-03	Gallagher, Bob	PH-PR	1972
Hughes, Ed	RHP	1905-06	Dente, Sam	3B	1947
Johnson, Roy	OF	1932-35	Porcello, Rick	RHP	2015-18
Johnson, Bob	OF	1944-45	UNCLE/NEPHEW	POS.	YEARS
Martinez, Pedro	RHP	1998-04	Aviles, Ramon	INF	1977
Martinez, Ramon	RHP	1999-00	Aviles, Mike	INF	2011-12
Sadowski, Ed	C	1960	Batts, Matt	C	1947-51
Sadowski, Bob	RHP	1966	Heep, Danny	OF	1989-90
			Dallessandro, Dom	OF	1937
			Gernert, Dick	1B-OF	1952-59

RED SOX PLAYERS LOST IN EXPANSION DRAFTS

1960 – To Los Angeles Angels: RHP Jerry Casale, INF Jim Fregosi, RHP Fred Newman, C Ed Sadowski
To Washington Senators: INF Jim Mahoney, RHP Tom Sturdivant, C Haywood Sullivan, OF Willie Tasby

1968 – To Kansas City Royals: INF Jerry Adair, INF Joe Foy, RHP Dave Morehead
To Seattle Pilots: RHP Dick Baney, RHP Gary Bell, RHP Darrell Brandon

1976 – To Seattle Mariners: RHP Steve Burke, OF Luis Delgado, LHP Rick Jones, RHP Dick Pole
To Toronto Blue Jays: C Ernie Whitt

1992 – To Colorado Rockies: INF Jody Reed, C Eric Wedge

1997 – To Arizona Diamondbacks: RHP Jeff Suppan
To Tampa Bay Devil Rays: RHP Jim Mecir

Red Sox Hall of Fame/Cooperstown

Since its inception in 1995, the **Red Sox Hall of Fame** has recognized the outstanding careers of former Red Sox players and managers. Selections are made by a committee comprised of club executives, local and national media members, historians, and fan representatives.

To be eligible for nomination, players and managers must have spent at least three years with the Red Sox and have been out of uniform as an active player or manager at least three years.

Also eligible for induction are non-playing and non-managing personnel, which include front office executives, broadcasters, scouts and coaches, as well as other deserving members of the Red Sox organization.

The committee also singles out a memorable moment in Red Sox history for special recognition.



Red Sox Hall of Fame Classes

1995: Rick Conigliaro, Joe Cronin, Dom DiMaggio, Bobby Doerr, Rick Ferrell, Frank Malzone, Herb Pennock, Johnny Pesky, Jim Rice, Red Ruffing, Babe Ruth, Ted Williams, Smokey Joe Wood, Carl Yastrzemski, Jean Yawkey, Tom Yawkey

1997: Carlton Fisk, Jimmie Foxx, Harry Hooper, Dick O'Connell, Mel Parnell, Rico Petrocelli, Dick Radatz, Luis Tiant, Cy Young

2000: Ken Coleman, Dwight Evans, Larry Gardner, Curt Gowdy, Jackie Jensen, Ned Martin, Bill Monbouquette, Reggie Smith, Tris Speaker, Bob Stanley

2002: Rick Burleson, Boo Ferriss, Lou Gorman, Lefty Grove, John Harrington, Tex Hughson, Duffy Lewis, Jim Lonborg, Fred Lynn

2004: Wade Boggs, Bill Carrigan, Jimmy Collins, Dennis Eckersley, Billy Goodman, Bruce Hurst, Ben Mondor, Pete Runnels, Haywood Sullivan

2006: Dick Bresciani, Eddie Collins, Ellis Kinder, Joe Morgan, Jerry Remy, George Scott, Vern Stephens, Dick Williams

2008: George Digby, Wes Ferrell, Mike Greenwell, Ed Kenney Sr., Bill Lee, Everett Scott, Frank Sullivan, Mo Vaughn

2010: Tommy Harper, Eddie Kasko, Jimmy Piersall, John Valentin, Don Zimmer

2012: Marty Barrett, Ellis Burks, Joe Dobson, Dutch Leonard, Joe Mooney, Curt Schilling, John I. Taylor

2014: Joe Castiglione, Roger Clemens, Nomar Garciaparra, Pedro Martinez

2016: Ira Flagstead, Larry Lucchino, Jason Varitek, Tim Wakefield

2018: Arthur D'Angelo, John Frank "Buck" Freeman, Alphonso "Al" Green, Derek Lowe, Mike Lowell, Kevin Youkilis

2020: Bill Dinneen, Dan Duquette, Rich Gedman, David Ortiz, Manny Ramirez

2024: Trot Nixon, Jonathan Papelbon, Dustin Pedroia, Elaine Steward

Red Sox Hall of Fame Memorable Moments

1995: Roger Clemens' 20-strikeout game on 4/29/1986 vs. Seattle in Fenway Park.

1997: Carlton Fisk's 12th-inning, winning HR in Game 6 of the 1975 World Series vs. Cincinnati.

2000: Dave Henderson's 9th-inning, 2-out, go-ahead HR in Game 5 of the 1986 ALCS in Anaheim.

2002: Earl Wilson's no-hit game vs. the Los Angeles Angels on 6/26/1962 in Fenway Park, the first by an African-American in AL history.

2004: Bernie Carbo's 2-out, pinch-hit, game-tying, 3-run HR in the 8th inning of Game 6 in the 1975 World Series vs. Cincinnati in Fenway Park.

2006: Dave Roberts' 9th-inning stolen base in Game 4 of the 2004 ALCS vs. the Yankees in Fenway Park.

2008: Curt Schilling's ALCS Game 6 win in Yankee Stadium on 10/19/2004; Ted Williams' last HR on his final at-bat on 9/28/1960 in Fenway Park.

2010: Tom Brunansky's sliding catch vs. the White Sox to end the season and clinch the AL East on 10/3/1990.

2012: The final game of the 1967 season (10/1) when the Red Sox clinched the pennant, featuring Carl Yastrzemski and Jim Lonborg.

2014: Pedro Martinez's 17-strikeout, one-hit game vs. the Yankees in New York on 9/10/99.

2016: David Ortiz's game-tying grand slam in Game 2 of the 2013 ALCS vs. the Detroit Tigers.

2018: Pumpsie Green's Major League debut on 7/21/1959 at Comiskey Park, as he became the first African-American player in Red Sox history.

2020: The Red Sox' 3-0, World Series-clinching win over the St. Louis Cardinals on October 27, 2004.

2024: Billy Rohr's one-hitter against the New York Yankees on April 14, 1967

Red Sox Hall of Fame/Cooperstown, Continued

Below are the **104 members of the Red Sox Hall of Fame**. The 20 individuals who have been inducted to both the Red Sox Hall of Fame and National Baseball Hall of Fame *for their playing careers* are in **red boldface**.

Eddie Collins (executive), Dick Williams (manager), and Tom Yawkey (executive) have also been inducted into both Hall of Fames, while Curt Gowdy and Joe Castiglione were awarded the National Baseball Hall of Fame's Ford C. Frick Award.

Name (Pos., Years with BOS)	Inducted	Name (Pos., Years with BOS)	Inducted
Barrett, Marty (2B, 1982-90).....	2012	Lowell, Mike (3B, 2006-10).....	2018
Boggs, Wade (3B, 1982-92).....	2004	Lucchino, Larry (President/CEO, 2002-2015)	2016
Bresciani, Dick (Executive, 1972-2014)	2006	Lynn, Fred (CF, 1974-80).....	2002
Burks, Ellis (CF, 1987-92, 2004).....	2012	Malzone, Frank (3B, 1955-65).....	1995
Burleson, Rick (SS, 1974-80).....	2002	Martin, Ned (Broadcaster, 1961-92).....	2000
Carrigan, Bill (C/Manager, 1906, '08-16, '27-29)....	2004	Martinez, Pedro* (RHP, 1998-2004)	2014
Castiglione, Joe% (Broadcaster, 1983-2024)	2014	Monbouquette, Bill (RHP, 1958-65).....	2000
Clemens, Roger (RHP, 1984-96).....	2014	Mondor, Ben (PawSox Owner, 1977-2010).....	2004
Coleman, Ken (Broadcaster, 1966-74, '79-89).....	2000	Mooney, Joe (Groundskeeper, 1970-2011).....	2012
Collins, Eddie* (Executive, 1933-51).....	2006	Morgan, Joe (Coach/Manager, 1988-91).....	2006
Collins, Jimmy* (3B/Manager, 1901-07)	2004	Nixon, Trot (OF, 1996, 1998-2006).....	2024
Conigliaro, Tony (RF, 1964-67, '69-70, '75).....	1995	O'Connell, Dick (Executive, 1949-77).....	1997
Cronin, Joe* (SS/Manager, 1935-47).....	1995	Ortiz, David (DH/1B, 2003-16).....	2020
D'Angelo, Arthur^.....	2018	Papelbon, Jonathan (RHP, 2005-11).....	2024
Digby, George (Scout, 1944-94).....	2008	Parnell, Mel (LHP, 1947-56).....	1997
DiMaggio, Dom (CF, 1940-42, '46-53).....	1995	Pedroia, Dustin (2B, 2006-19).....	2024
Dinneen, Bill (RHP, 1902-07).....	2020	Pennock, Herb* (LHP/Coach, 1915-22, '34, '36-39).....	1995
Dobson, Joe (RHP, 1941-43, '46-50, '54).....	2012	Pesky, Johnny (SS/3B/Coach, 1942, '46-52, '75-84)	1995
Dorr, Bobby* (2B/Coach, 1937-51, '67-69).....	1995	Petrocelli, Rico (SS/3B, 1963, '65-76)	1997
Duquette, Dan (Executive, 1994-2002).....	2020	Piersall, Jimmy (CF, 1950, '52-58).....	2010
Eckersley, Dennis (RHP, 1978-84, '98)	2004	Radatz, Dick (RHP, 1962-66).....	1997
Evans, Dwight (RF/Coach, 1972-90, 2002).....	2000	Ramirez, Manny (OF, 2001-08).....	2020
Ferrell, Rick* (C, 1933-37).....	1995	Remy, Jerry (2B, 1978-84).....	2006
Ferrell, Wes (RHP, 1934-37).....	2008	Rice, Jim (LF/Coach, 1974-89, '95-2000)	1995
Ferriss, Bob (RHP/Coach, 1945-50, '55-59).....	2002	Ruffing, Red* (RHP, 1924-30).....	1995
Fisk, Carlton (C, 1969, '71-80).....	1997	Runnels, Pete (1B/2B/Coach, 1958-62, '65-66).....	2004
Flagstead, Ira (OF/SS, 1923-29).....	2016	Ruth, Babe* (LHP/OF, 1914-19).....	1995
Fox, Jimmie* (1B, 1936-42).....	1997	Schilling, Curt (RHP, 2004-07).....	2012
Freeman, John Frank (OF/1B, 1901-07).....	2018	Scott, Everett (SS, 1914-21).....	2008
Garciparra, Nomar (SS, 1996-2004).....	2014	Scott, George (1B, 1966-71, '77-79).....	2006
Gardner, Larry (3B, 1908-17).....	2000	Smith, Reggie (CF/RF, 1966-73).....	2000
Gedman, Rich (C, 1980-90).....	2020	Speaker, Tris* (CF, 1907-15).....	2000
Goodman, Billy (INF/OF, 1947-57).....	2004	Stanley, Bob (RHP, 1977-89).....	2000
Gorman, Lou (Executive, 1984-2011).....	2002	Stephens, Vern (SS, 1948-52).....	2006
Gowdy, Curt% (Broadcaster, 1951-65).....	2000	Steward, Elaine (Executive, 1988-present).....	2024
Green, Alphonso (Fan Services Employee, 1973-2020)	2018	Sullivan, Frank (RHP, 1953-60).....	2008
Greenwell, Mike (LF, 1985-96).....	2008	Sullivan, Haywood (C/Executive, 1966-93).....	2004
Grove, Lefty* (LHP, 1934-41).....	2002	Taylor, John I. (Owner, 1904-11).....	2012
Harper, Tommy (OF/Coach, 1972-74, '80-85, 2000)	2010	Tiant, Luis (RHP, 1971-78).....	1997
Harrington, John (Executive, 1973-2002).....	2002	Valentin, John (SS/3B, 1992-2001).....	2010
Hooper, Harry* (RF, 1909-20).....	1997	Varitek, Jason (C, 1997-2011).....	2016
Hughson, Tex (RHP, 1941-44, '46-49).....	2002	Vaughn, Mo (1B, 1991-98).....	2008
Hurst, Bruce (LHP, 1980-88).....	2004	Wakefield, Tim (RHP, 1995-2011).....	2016
Kasko, Eddie (SS/Manager/Executive, 1966-94)	2010	Williams, Dick (OF/Manager, 1963-64, '67-69)	2006
Kenney, Sr., Ed (Executive, 1948-91).....	2008	Williams, Ted* (LF, 1939-60).....	1995
Kinder, Ellis (RHP, 1948-55).....	2006	Wood, Smoky Joe (RHP, 1908-15).....	1995
Jensen, Jackie (RF, 1954-59, '61).....	2000	Yastrzemski, Carl* (LF, 1961-83).....	1995
Lee, Bill (LHP, 1969-78).....	2008	Yawkey, Jean (Owner, 1976-92).....	1995
Leonard, Dutch (LHP, 1913-18).....	2012	Yawkey, Tom* (Owner, 1933-76).....	1995
Lewis, Duffy (LF, 1910-17).....	2002	Youkilis, Kevin (3B/1B, 2004-12).....	2018
Lonborg, Jim (RHP, 1965-71).....	2002	Young, Cy* (RHP, 1901-08).....	1997
Low, Derek (RHP, 1997-2004).....	2018	Zimmer, Don (Coach/Manager, 1974-80, '92)	2010

^ Arthur D'Angelo (founder of '47 Brand) was the Red Sox Hall of Fame's first-ever "Special Achievement" inductee


Other Red Sox in Cooperstown

Aside from the 20 players above, **19** additional National Baseball Hall of Fame players appeared in at least 1 game with the Red Sox: P Billy Wagner, 3B Adrián Beltré, OF Jesse Burkett, P Jack Chesbro, OF Al Simmons, OF Heinie Manush, P Waite Hoyt, SS Lou Boudreau, 2B/OF George Kell, P Juan Marichal, SS Luis Aparicio, P Ferguson Jenkins, P Tom Seaver, DH Orlando Cepeda, 1B Tony Perez, OF Ricky Henderson, OF Andre Dawson, P John Smoltz, and P Lee Smith.

In addition to Jimmy Collins and Joe Cronin, **9** other National Baseball Hall of Famers have managed the Red Sox: Ed Barrow, Lou Boudreau, Frank Chance, Hugh Duffy, Billy Herman, Bucky Harris, Joe McCarthy, Dick Williams, and Cy Young.

Retired Numbers

In 1997 the Red Sox retired No. 42, joining the rest of MLB in honoring Jackie Robinson. The organization has retired 10 additional numbers: **1** (Bobby Doerr), **4** (Joe Cronin), **6** (Johnny Pesky), **8** (Carl Yastrzemski), **9** (Ted Williams), **14** (Jim Rice), **26** (Wade Boggs), **27** (Carlton Fisk), **34** (David Ortiz), and **45** (Pedro Martinez).



1 - Bobby Doerr, 2B

Born: 4/7/1918 in Los Angeles, CA • **Died:** 11/13/2017 in Junction City, OR

Red Sox Player: 1937-44, '46-'51 • **Coach:** 1967-69

Number Formally Retired: 5/21/1988


Formally Inducted into Red Sox HOF: 11/1/1995

Elected to National Baseball HOF: 1986 (Veterans Committee)

MLB Playing Record

	AVG	G	R	H	2B	3B	HR	RBI	BB	SO	SB
BOS	.288	1865	1094	2042	381	89	223	1247	809	608	54

- Spent entire 14-year ML playing career with the Red Sox (1937-44, 1946-51), before retiring due to back injury... Missed the 1945 season due to military service...Also coached for the Red Sox (1967-69) and Blue Jays (1977-81).
- 9-time All-Star (started at 2B in 1941, '43, '44, '46, '50)...Served as Honorary Captain for the 1988 All-Star Game.
- Ranks among all-time Red Sox leaders in runs (6th), hits (7th), doubles (7th), triples (4th), home runs (8th), RBI (6th), walks (7th), extra-base hits (6th), total bases (6th), and times on base (7th).
- Only Red Sox to hit for cycle twice in the regular season (5/17/44 vs. St. Louis, 5/13/47 vs. Chicago).
- Had six 100-RBI seasons, the last in 1950; the next 2nd baseman to drive in 100 runs was Joe Morgan in 1976.
- Named *The Sporting News* AL Player of the Year in 1944 when he led the AL with a .528 SLG.
- Led the Sox with a .409 AVG (9-for-22) in the 1946 World Series.



4 - Joe Cronin, SS/Mgr.

Born: 10/12/1906 in San Francisco, CA • **Died:** 9/7/1984 in Osterville, MA

Red Sox Player: 1935-45 • **Manager:** 1935-47 • **GM:** 1948-58

Number Formally Retired: 5/29/1984

Formally Inducted into Red Sox HOF: 11/1/1995

Elected to National Baseball HOF: 1956 (BBWAA)

MLB Playing Record

	AVG	G	R	H	2B	3B	HR	RBI	BB	SO	SB
BOS	.300	1134	645	1168	270	44	119	737	585	408	31
MLB	.301	2124	1233	2285	515	118	170	1424	1059	700	87

- Spent 24 seasons with the Red Sox as a player, manager, and general manager (1935-58).
- Participated in 12 All-Star Games for the AL: 6 as a player (1933, '35, '37-39, '41), 1 as a player/manager (1934), 2 as a manager (1940, '47), 2 as a coach (1936, '44), and 1 as an honorary captain (1983).
- Hit .301 in 20 ML seasons with the Pirates (1926-27), Senators (1928-34), and Red Sox (1935-45)...Named AL MVP in 1930...Led the AL in triples in 1932 and in doubles in 1933 and '38...Holds the AL record for pinch-hit HR in a season (5 in 1943)...Became the first player to record pinch-hit homers in both games of a doubleheader on 6/17/1943...Playing career ended with a broken leg at Yankee Stadium, 4/19/1945.
- Went 1,236-1,055 (.540) as a manager...Managed the Senators to the AL pennant in his first season as player-manager in 1933...Sold to the Red Sox after the 1934 season for \$250,000, a tremendous amount in the Depression era.
- Managed the Red Sox for 13 seasons (1935-47), most in team history...Leads all Red Sox managers with 1,071 wins (1,071-916, .539)...Managed Red Sox to AL pennant in 1946...Promoted to Red Sox general manager on 9/29/1947.
- Was the first modern-day player to become a league president (named AL President on 1/31/1959)...Named AL Chairman on 1/1/1974.

Retired Numbers, Continued




Born: 2/27/1919 in Portland, OR • **Died:** 8/13/2012 in Danvers, MA
Red Sox Player: 1942, '46-52 • **Manager:** 1963-64, '80 • **Coach:** 1975-84
Number Formally Retired: 9/28/2008
Formally Inducted into Red Sox HOF: 11/1/1995

MLB Playing Record

	AVG	G	R	H	2B	3B	HR	RBI	BB	SO	SB
BOS	.313	1029	776	1277	196	46	13	361	581	189	48
MLB	.307	1270	867	1455	226	50	17	404	662	218	53

6 - Johnny Pesky, SS/3B

- Spent 61 seasons in the Red Sox organization as a player (1940-52), minor league manager (1961-62, '90), Major League manager (1963-64, '80), radio/TV analyst (1969-74), first base coach (1975-84), special assistant to the GM (1985-92), special assistant for player development (1993-99), and special assignment instructor (2000-12).
- Fenway Park's right-field foul pole was officially dedicated as Pesky's Pole on 9/27/2006.
- Managed Boston from 1963-64 and the last 5 games of 1980 (147-179, .451)...Managed the Seattle Rainiers of the Pacific Coast League from 1961-62 and served as interim manager at Triple-A Pawtucket for part of 1990.
- In addition to his 61 seasons in the Red Sox organization, played for the Tigers (1952-54) and Senators (1954)...Coached Triple-A Denver (NYY) in 1955 and managed in the Detroit system with 5 teams from 1956-60...Spent part of 1959 managing the Cinco Estrellas of the Nicaraguan Winter League...Was a coach with the Pirates from 1965-67 and managed their Triple-A Columbus club in 1968.
- Missed the 1943-45 seasons due to military service.
- Was a 1946 AL All-Star and finished in the top 20 in MVP voting in 1942 (3rd), '46 (4th), and '47 (18th).
- Among Red Sox with 1,500 at-bats, ranks 8th in AVG (.313) and 7th in OBP (.401)...Scored 6 runs on 5/8/1946 vs. CWS, tied for the modern day ML record.
- Led the AL in hits in each of his first 3 seasons, the first ML player to do so (205, 208, 207)...Led the majors with 205 hits in 1942, the Red Sox' rookie record until Nomar Garciaparra's 209 in 1997...Batted .331 in 1942, 2nd behind Ted Williams (.356) in the AL.



Born: 8/22/1939 in Southampton LI, NY
Red Sox Player: 1961-83
Number Formally Retired: 8/6/1989
Formally Inducted into Red Sox HOF: 11/1/1995
Elected to National Baseball HOF: 1989 (BBWAA)


MLB Playing Record

	AVG	G	R	H	2B	3B	HR	RBI	BB	SO	SB
BOS	.285	3308	1816	3419	646	59	452	1844	1845	1393	168

8 - Carl Yastrzemski, LF/1B

- Elected to the National Baseball Hall of Fame on the 1st ballot, receiving 95% of the BBWAA vote, at the time the 7th-highest total in history...Was the first Little League alumnus to be elected to the Hall of Fame.
- Spent his entire 23-year ML playing career with the Red Sox (1961-83)...Shares the ML record with Brooks Robinson for playing 23 consecutive seasons with a single club.
- Was an 18-time AL All-Star...Named Outstanding Player of the 1970 All-Star Game...Was the AL Honorary Captain for the 1989 All-Star Game.
- In 1967, named AL Most Valuable Player and won the Triple Crown...Finished in the top 20 in MVP voting 12 times, including in the top 10 five times...Named *The Sporting News* AL Player of the Year in 1967...Received the Joe Cronin AL Award for Significant Achievement in 1979.
- Won 3 AL batting titles (.321 in 1963, .326 in 1967, and .301 in 1968)...Led the AL in SLG in 1965 (.536), '67 (.622), and '70 (.592)...Led the AL in total bases in 1967 (360) and '70 (335).
- Set AL records with 3,308 games played, 11,988 at-bats, and 13,990 plate appearances...Was the first AL player with 400 homers and 3,000 hits...Held the AL record with 190 career intentional walks until the mark was broken by George Brett (228).
- Is 1 of 3 players to play in 100+ games in 22 years, an AL Record (also Pete Rose-23 and Hank Aaron-22)...AL-record 20 consecutive seasons with 100+ games played...Is the only player to collect 100+ hits in each of his first 20 years, and 1 of 3 players with 100+ hits in 22 years (also Ty Cobb and Pete Rose).
- Earned 7 Gold Glove Awards...Led AL outfielders in assists a record 7 times...Totalled 195 outfield assists in his career...Held Red Sox outfield record with 354 consecutive errorless chances (7/28/1976-4/7/1978), until Coco Crisp exceeded the mark with 429 total chances (7/21/2006-8/7/2007).

Retired Numbers, Continued



9 - Ted Williams, LF

Born: 8/30/1918 in San Diego, CA • **Died:** 7/5/2002 in Inverness, FL

Red Sox Player: 1939-42, '46-'60

Number Formally Retired: 5/29/1984


Formally Inducted into Red Sox HOF: 11/1/1995

Elected to National Baseball HOF: 1966 (BBWAA)

MLB Playing Record

	AVG	G	R	H	2B	3B	HR	RBI	BB	SO	SB
BOS	.344	2292	1798	2654	525	71	521	1839	2021	709	24

- Was a 1st-ballot inductee into the National Baseball Hall of Fame in 1966, receiving 93.4% of BBWAA votes.
- Spent all 19 of his ML seasons with the Red Sox...Missed the 1943-45 seasons while serving as a pilot instructor in World War II...Also missed most of the 1952-53 seasons serving in the Korean War.
- Finished in the top 5 in AL Most Valuable Player voting 9 times, winning the award in 1946 and 1949 and finishing 2nd 4 times (1941-42, '47, '57)...Named *The Sporting News* No. 1 Major League Player 5 times (1941-42, '47, '49, '57).
- Named MLB's Player of the Decade for the 1950s...Named to the starting outfield on the Greatest Living Team in 1969...Voted Greatest Red Sox Player of all time by fans in 1969 and 1982.
- Won the AL Triple Crown twice (1942, 47)...Hit for the cycle on 7/21/1946.
- Was a 19-time AL All-Star (including 1953, when he threw out the ceremonial first pitch but did not play).
- Holds the ML record with a .482 career OBP and is 2nd all-time with a .634 SLG (Babe Ruth - .690)...Hit 20+ homers in 16 seasons, tied for the AL record (also Babe Ruth, Reggie Jackson, and Alex Rodriguez)...Hit 30+ HR 8 times.
- Is the last ML player to hit .400 in a season (.406 in 1941)...Led the AL in batting 6 times (1941-42, '47-48, '57-58)...Became the oldest player to win a batting title with a .388 AVG in 1957 at age 39...Won again in 1958 at age 40.
- Led the AL in HR 4 times (1941-42, '47, '49)...Led the AL in OBP 12 times (1940-42, '46-49, '51, '54, '56-58)...Led the AL in SLG 9 times (1941-42, '46-49, '51, '54, '57)...Led the AL in total bases 5 times (1939, '42, '46-47, '51)...Led the AL in walks 8 times (1941-42, '46-49, '51, '54)...Holds the ML record for most consecutive years leading in walks (6).
- Hit a Red Sox record 17 grand slams...Holds the ML rookie record for most RBI (145)...Holds the ML record for most successive times reaching base safely (16 in Sept. 1957: 2 1B, 4 HR, 9 BB, 1 HBP).
- Managed WSH/TEX from 1969-72 (.429, 273-364)...Named Red Sox Consultant, Organizational Hitting Instructor in 1978...Member of the Hall of Fame's Committee on Veterans from 1986-2002.



14 - Jim Rice, LF

Born: 3/8/1953 in Anderson, SC

Red Sox Player: 1974-89 • **Coach:** 1995-2000

Number Formally Retired: 7/28/2009

Formally Inducted into Red Sox HOF: 11/1/1995


Elected to National Baseball HOF: 2009 (BBWAA)

MLB Playing Record

	AVG	G	R	H	2B	3B	HR	RBI	BB	SO	SB
BOS	.298	2089	1249	2452	373	79	382	1451	670	1423	58

- Was a Red Sox 1st-round selection in the 1971 June Draft (15th overall)...Spent all 16 of his ML seasons with the Red Sox, 5th-most in franchise history.
- Ranks among the top 5 in Red Sox history in games (4th), runs (4th), hits (3rd), HR (4th), RBI (4th), XBH (5th), and total bases (3rd).
- Won the AL MVP in 1978 and finished in the top 5 five other times: 1975 (3rd), 1977 (4th), 1979 (5th), 1983 (4th), and 1986 (3rd)...Was an 8-time All-Star (1977-80, '83-86), including 4 starts...Selected as a coach for the 1999 All-Star Game at Fenway Park.
- Is the only ML player ever to record 3 straight 35-HR, 200-hit seasons (1977-79)...Recorded 200+ hits 4 times (2nd-most in BOS history), 20+ HR 11 times, and 100+ RBI 8 times.
- Led the AL in total bases 3 straight years (1977-79) to tie Ted Williams and Ty Cobb for the AL record.
- Is the only AL player since 1938 with 400+ total bases in a season (406 in 1978)...In 1978, also led the majors in HR (46), RBI (139), triples (15), hits (213), and SLG (.600)...Is the only player ever to lead either league in HR, triples, and RBI in the same season.
- Served as Red Sox roving minor league hitting instructor (1992-94) and Red Sox hitting coach (1995-2000).
- Inducted into the Ted Williams Hitters Hall of Fame in 2001.

Retired Numbers, Continued




26 - Wade Boggs, 3B

Born: 6/15/1958 in Omaha, NE
Red Sox Player: 1982-92
Number Formally Retired: 5/26/2016
Formally Inducted into Red Sox HOF: 11/10/2004
Elected to National Baseball HOF: 2005 (BBWAA)

MLB Playing Record

	AVG	G	R	H	2B	3B	HR	RBI	BB	SO	SB
BOS	.338	1625	1067	2098	422	47	85	687	1004	470	16
MLB	.328	2440	1513	3010	578	61	118	1014	1412	745	24

- Was a 1st-ballot inductee into the National Baseball Hall of Fame in 2005, receiving 91.9% of BBWAA votes.
- Is the all-time leader among ML third basemen in times on base (4,445)...Ranks 3rd at the position in hits (3,010) and doubles (578) and is 4th in runs scored (1,513)...Among players with at least 5,000 plate appearances who played at least 50% of their games at 3B, his .328 AVG and .415 OBP both rank 1st all-time.
- During his Boston career (1982-92), led all Major Leaguers in AVG (.338), hits (2,098), doubles (422), OBP (.428), and times on base (3,124), and led the AL in walks (1,004) and OPS (.890).
- With the Red Sox, was an 8-time All-Star (1985-92), won 5 batting titles (1983, '85-88), led the AL in OBP 6 times (1983, '85-89), won 6 Silver Slugger Awards (1983, '86-89, '91), and recorded 200+ hits a franchise-record 7 times (1983-89)...Started 7 straight All-Star Games from 1986-92.
- Ranks 2nd in Sox history in AVG behind only Ted Williams, and is 3rd in OBP behind only Williams and Jimmie Foxx...Led Boston in both hits and AVG in 9 straight years (1983-91).
- Has played more games at 3B than any other player in Red Sox history (1,520).
- Totaled at least 200 hits and 100 walks in 4 straight seasons (1986-89), still the longest streak in big league history...Holds the all-time record for seasons leading the AL in intentional walks (6, 1987-92).
- In 1985, established still-standing club records in hits (240) and multi-hit games (72)...His 135 games with at least 1 hit in 1985 are still tied for the single-season ML record, most recently matched by Ichiro Suzuki in 2001.
- Became the 23rd member of the 3,000-hit club with a home run on 8/7/99 vs. Cleveland.
- Also played with the Yankees (1993-97) and Devil Rays (1998-99).



27 - Carlton Fisk, C

Born: 12/26/1947 in Bellows Falls, VT
Red Sox Player: 1969, '71-80
Number Formally Retired: 9/4/2000
Formally Inducted into Red Sox HOF: 9/8/1997
Elected to National Baseball HOF: 2000 (BBWAA)

MLB Playing Record

	AVG	G	R	H	2B	3B	HR	RBI	BB	SO	SB
BOS	.284	1078	627	1097	207	33	162	568	389	588	61
MLB	.269	2499	1276	2356	421	47	376	1330	849	1386	128

- Joins Rick Ferrell as the only former Red Sox catchers elected to the National Baseball Hall of Fame...Was elected by the BBWAA in his 2nd year of eligibility, receiving 79.6% of votes.
- After 24 ML seasons, retired with the most games (2,226) and HR (351 of career 376) of any catcher in ML history...Retired as 1 of only 3 catchers in ML history with 300 HR, 1,000 runs scored, and 1,000 RBI.
- Hit a game-winning, 12th-inning home run in Game 6 of the 1975 World Series, one of the most dramatic moments in baseball history...Fenway Park's left-field foul pole was officially dedicated Fisk Pole on 6/13/2005.
- Appeared in 11 All-Star Games, his last in 1991 at the age of 43...7 of those came as a Red Sox (1972-74, '76-'78, '80), including 4 starts...Named AL Honorary Captain for the 1999 All-Star Game at Fenway Park.
- Finished in the top 10 in AL MVP voting 4 times: 1972 (4th), 1977 (8th), and 1978 (9th) with the Red Sox, and in 1983 (3rd) with the White Sox.
- Earned 3 Louisville Slugger Silver Slugger Awards (1981, '85, '88).
- In 1972, was the first unanimous winner of the AL Rookie of the Year Award...Also won his lone AL Rawlings Gold Glove Award that season.
- In 1977, became just the 5th catcher in ML history with 100+ runs and 100+ RBI (.315 AVG, 106 R, 102 RBI)...Set the ML record in 1977 with only 4 passed balls in 151 games (broken by Gary Carter, 1 with Montreal in 1978).
- Was the Red Sox' all-time leader in games caught (990) until that record was broken by Jason Varitek in 2006.

Retired Numbers, Continued




34 - David Ortiz, DH/1B

Born: 11/18/1975 in Santo Domingo, DR
Red Sox Player: 2003-16
Number Formally Retired: 6/23/2017
Formally Inducted into Red Sox HOF: 5/26/2022
Elected to National Baseball HOF: 2022 (BBWAA)

MLB Playing Record

	AVG	G	R	H	2B	3B	HR	RBI	BB	SO	SB
BOS	.290	1953	1204	2079	524	16	483	1530	1133	1411	13
MLB	.286	2408	1419	2472	632	19	541	1768	1319	1750	17

- Was a 1st-ballot inductee into the National Baseball Hall of Fame in 2022, receiving 77.9% of BBWAA votes.
- Led the Red Sox to World Series titles in 2004, 2007, and 2013...Played 14 of his 20 ML seasons with Boston...Is 1 of 4 players with 500+ HR and 3 World Series titles (also Babe Ruth, Mickey Mantle, and Reggie Jackson).
- His 10 All-Star Game selections (7 starts), 7 top-10 MVP finishes, and 7 Silver Slugger Awards all came with the Red Sox...Finished in the top 5 in MVP voting in each of his first 5 seasons with Boston (5th, 4th, 2nd, 3rd, 4th).
- Twice earned the AL's Hank Aaron Award (2005, '16), given to the top offensive performer in each league.
- Earned the Edgar Martinez Outstanding Designated Hitter Award a record 8 times (2003-07, '11, '13, '16)...His 7 Silver Slugger Awards as a DH are the most ever at the position...Is the all-time leader in games played as a DH (2,029), as well as in hits (2,191), doubles (557), HR (485), XBH (1,060), total bases (4,239), and RBI (1,569) at the position.
- Has the most walk-off HR (10) in Red Sox history...His 17 game-ending RBI also rank 1st in franchise history...Ranks top-5 in Sox history in games (5th), runs (5th), doubles (3rd), HR (2nd), RBI (3rd), walks (4th), SLG (4th), XBH (3rd), and total bases (5th)...Hit 483 HR with the Sox, trailing only Ted Williams (521) on the franchise's all-time list.
- Is 1 of only 5 players to record as many as 10 seasons with 30+ HR and 100+ RBI for a single team (also Babe Ruth, Lou Gehrig, Hank Aaron, and Albert Pujols).
- Holds Red Sox records for postseason games (76), runs (51), hits (80), doubles (19), HR (17), XBH (38), RBI (57), total bases (154), and walks (59)...Won Games 4 and 5 of the 2004 ALCS with walk-off hits...Hit a game-tying grand slam in the 8th inning of a 6-5 win in Game 2 of the 2013 ALCS vs. DET...Among ML players with at least 50 plate appearances in the Fall Classic, owns the best-ever World Series AVG (.455), OBP (.576), and OPS (1.372).
- Was honored with the 2011 Roberto Clemente Award, MLB's highest honor for community service.



45 - Pedro Martinez, RHP

Born: 10/25/1971 in Manoguayabo, DR
Red Sox Player: 1998-2004
Number Formally Retired: 7/28/2015
Formally Inducted into Red Sox HOF: 8/14/2014
Elected to National Baseball HOF: 2015 (BBWAA)

MLB Playing Record

	W-L	ERA	G	GS	IP	ER	BB	SO	WHIP	AVG
BOS	117-37	2.52	203	201	1383.2	387	309	1683	0.98	.206
MLB	219-100	2.93	476	409	2827.1	919	760	3154	1.05	.214

- First pitcher, and first foreign-born player, to have his number retired by the Red Sox...Was the 2nd Dominican-born player to be inducted into the National Baseball Hall of Fame (joining Juan Marichal).
- Went 117-37 with a 2.52 ERA in 7 years with Boston (1998-2004)...Owns the best winning percentage in team history (.760)...Also owns club records (min. 1,000 IP) with 10.95 SO/9 IP and a .206 opponent AVG.
- Won 2 Cy Young Awards with Boston and 3 in his career (unanimous winner in 1999 and 2000).
- Was an 8-time All-Star, 4 with the Red Sox...Was the starter, winner, and MVP of the memorable 1999 All-Star Game at Fenway Park, striking out 5 of 6 batters faced: Larkin, Walker, McGwire, Sosa, and Bagwell.
- During his tenure with Boston, was MLB's leader in win %, ERA, opponent AVG, opponent OPS (.578), and WHIP (0.98), and also the AL leader in strikeout rate.
- Led MLB in ERA a record 5 times, including 4 of his first 5 years with Red Sox: 1999 (2.07), 2000 (1.74), 2002 (2.26), and 2003 (2.22)...Won the AL strikeout title in 1999 (313), 2000 (284), and 2002 (239).
- Won the AL Triple Crown in 1999 with a Red Sox-record 313 SO in 213.1 IP, and set an MLB record by striking out 37.5% of batters (since surpassed)...His 1.74 ERA in 2000 is the best by a qualified AL pitcher since 1969 (min. 100.0 IP)...Also holds modern MLB records for lowest opponent AVG (.167), opponent OBP (.213), and WHIP (0.74) all set in 2000 (min. 100.0 IP and qualified for ERA title).
- Was key part of 2004 team that brought a World Series title to Boston for the 1st time since 1918...Last game of Red Sox playing career was his World Series victory in Game 3 in St. Louis in 2004.
- Career .687 winning percentage (219-100) ranks 3rd since 1900 (min. 250 decisions)...Owns the 2nd-lowest career opponent OBP (.276) in the live ball era (since 1920, min. 2,500 IP) and 3rd-lowest opponent AVG (.214).

Red Sox All-Fenway Park Team

As part of the 100th Anniversary Celebration of Fenway Park in 2012, the Red Sox presented an All-Fenway Park Team comprising the greatest 40 Red Sox players, and 3 managers, in Fenway Park history to appear in their positions of play. The All-Fenway Park Team was voted on by fans, historians, front office staff, and the club's historical and archival consultants. Below are the three teams that make up the 40-man roster along with the 3 managers of each team.

Position	Starting Lineup (Voted by Fans)	First Reserves	Second Reserves
C	Carlton Fisk	Jason Varitek	Rich Gedman
1B	Jimmie Foxx	Mo Vaughn	George Scott
2B	Dustin Pedroia	Bobby Doerr	Jerry Remy
3B	Wade Boggs	Mike Lowell	Frank Malzone
SS	Nomar Garciaparra	Johnny Pesky	Rico Petrocelli
LF	Ted Williams	Carl Yastrzemski	Jim Rice
CF	Fred Lynn	Dom DiMaggio	Reggie Smith
RF	Dwight Evans	Trot Nixon	Tony Conigliaro
DH	David Ortiz	-	-
Pinch Hitter	Bernie Carbo	-	-
Pinch Runner	Dave Roberts	-	-
Manager	Terry Francona	Joe Cronin	Dick Williams
Pitchers	Pedro Martinez (RHP)	Roger Clemens	Babe Ruth
	Lefty Grove (LHP)	Luis Tiant	Smoky Joe Wood
	Jonathan Papelbon (Closer)	Tim Wakefield	Curt Schilling
		Dennis Eckersley	Bill Lee
		Dick Radatz	Jim Lonborg

Previous Red Sox All-Time Teams

Voted by Fans in 1969

Position	Player
C	Birdie Tebbetts
1B	Jimmie Foxx
2B	Bobby Doerr
3B	Frank Malzone
SS	Joe Cronin
OF	Ted Williams
OF	Carl Yastrzemski
OF	Tris Speaker
RHP	Cy Young
LHP	Lefty Grove

Greatest Player: Ted Williams

Voted by Fans in 1982

Position	First Team	Second Team
C	Carlton Fisk	Birdie Tebbetts
1B	Jimmie Foxx	George Scott
2B	Bobby Doerr	Jerry Remy
3B	Rico Petrocelli	Frank Malzone
SS	Rick Burleson	Johnny Pesky
OF	Ted Williams	Jim Rice
OF	Carl Yastrzemski	Dom DiMaggio
OF	Dwight Evans	Fred Lynn
RHP	Cy Young	Luis Tiant
LHP	Babe Ruth	Lefty Grove
Reliever	Dick Radatz	Sparky Lyle
Manager	Dick Williams	Joe Cronin

Greatest Player: Ted Williams

Award Winners

AL Most Valuable Player

(Presented By BBWAA since 1911)

YEAR	PLAYER	STATS
1912	Tris Speaker, CF*383 AVG, 136 R, 53 2B, 52 SB
1938	Jimmie Fox, 1B349 AVG, 50 HR, 175 RBI, 139 R
1946	Ted Williams, LF342 AVG, 38 HR, 123 RBI, 142 R
1949	Ted Williams, LF343 AVG, 43 HR, 159 RBI, 150 R
1958	Jackie Jensen, RF286 AVG, 35 HR, 31 2B, 122 RBI
1967	Carl Yastrzemski, LF326 AVG, 44 HR, 121 RBI
1975	Fred Lynn, CF331 AVG, 21 HR, 105 RBI, 103 R
1978	Jim Rice, LF/DH315 AVG, 46 HR, 139 RBI, 121 R
1986	Roger Clemens, RHP24-4, 2.48 ERA, 238 SO
1995	Mo Vaughn, 1B300 AVG, 39 HR, 126 RBI, 98 R
2008	Dustin Pedroia, 2B326 AVG, 54 2B, 118 R, 20 SB
2018	Mookie Betts, OF346 AVG, 32 HR, 30 SB, 129 R

*Officially called the Chalmers Award from 1910-14

AL Manager of the Year

(Presented By BBWAA since 1983)

YEAR	MANAGER	W-L
1986	John McNamara	95-66, 1st place in AL East
1999	Jimmy Williams	94-68, 2nd place in AL East

Edgar Martinez Outstanding

Designated Hitter Award

(Presented By MLB since 1973)

YEAR	PLAYER	STATS
1973	Orlando Cepeda289 AVG, 20 HR, 25 2B, 86 RBI
1977	Jim Rice320 AVG, 39 HR, 114 RBI, 83 XBH
1986	Don Baylor238 AVG, 31 HR, 94 RBI, 93 R
2003	David Ortiz288 AVG, .961 OPS, 31 HR, 101 RBI
2004	David Ortiz301 AVG, .983 OPS, 41 HR, 139 RBI
2005	David Ortiz	1.001 OPS, 47 HR, 148 RBI, 119 R
2006	David Ortiz	1.049 OPS, 54 HR, 137 RBI, 115 R
2007	David Ortiz	1.066 OPS, 35 HR, 117 RBI, 116 R
2011	David Ortiz309 AVG, .953 OPS, 29 HR, 96 RBI
2013	David Ortiz309 AVG, .959 OPS, 30 HR, 103 RBI
2016	David Ortiz315 AVG, 1.021 OPS, 38 HR, 127 RBI

Ballots are cast by club beat writers, broadcasters and American League public relations departments, with nominees including all players with a minimum of 100 at-bats as a designated hitter.

Mariano Rivera AL Reliever of the Year

(Presented By MLB since 1976)

YEAR	PLAYER	STATS
1977	Bill Campbell	69 G, 31 SV, 2.96 ERA, 140.0 IP
1998	Tom Gordon	73 G, 46 SV, 2.72 ERA, 79.1 IP
2017	Craig Kimbrel	67 G, 1.43 ERA, 16.43 SO/9.0 IP

Called the Rolands Relief Man Award from 1976-2012

Roberto Clemente Award (Presented By MLB since 1971)

The award is given annually to a player who demonstrates the values Roberto Clemente displayed in his commitment to community and understanding the value of helping others. Originally the Commissioner's Award, the honor was renamed for Clemente in 1973. **Tim Wakefield** (2010) and **David Ortiz** (2011) are the Red Sox' honorees.

Comeback Player of the Year (Presented By MLB since 2005)

The Comeback Player of the Year Awards are presented annually to one player in each league who has re-emerged on the field during the season. The 30 club beat reporters from MLB.com selected the winners from an original list of 30 candidates (one per MLB club). **Jacoby Ellsbury** (2011), **Rick Porcello** (2016), and **David Price** (2018) are the Red Sox' winners.

AL Cy Young Award

(Presented By BBWAA since 1956)

YEAR	PITCHER	STATS
1967	Jim Lonborg	22-9, 3.16 ERA, 246 SO, 15 CG
1986	Roger Clemens	24-4, 2.48 ERA, 238 SO, .195 AVG
1987	Roger Clemens	20-9, 2.97 ERA, 256 SO, 18 CG
1991	Roger Clemens	18-10, 2.62 ERA, 241 SO, 13 CG
1999	Pedro Martinez	23-4, 2.07 ERA, 313 SO, 37 BB
2000	Pedro Martinez	18-6, 1.74 ERA, 284 SO, 0.74 WHIP
2016	Rick Porcello	22-4, 3.15 ERA, 1.01 WHIP, 26 QS

In 2000, Martinez was a unanimous choice, the 5th in the AL since the award was split between leagues in 1967. He joined Sandy Koufax (1965-66) and Greg Maddux (1994-95) as the only 3 unanimous consecutive season selections.

AL Rookie of the Year

(Presented By BBWAA since 1947)

YEAR	PLAYER	STATS
1950	Walt Dropo, 1B322 AVG, 34 HR, 144 RBI, 101 R
1961	Don Schwall, RHP	15-7, 3.22 ERA, 10 CG
1972	Carlton Fisk, C*293 AVG, 22 HR, .909 OPS
1975	Fred Lynn, CF331 AVG, 21 HR, 105 RBI, 103 R
1997	Nomar Garciaparra, SS*306 AVG, 30 HR, 98 RBI, 122 R
2007	Dustin Pedroia, 2B317 AVG, 39 2B, 86 R, .380 OBP

*Unanimous

Renamed the Jackie Robinson Award in July 1987

AL Hank Aaron Award

(Presented By MLB since 1999)

YEAR	PLAYER	STATS
2004	Manny Ramirez, OF	1.009 OPS, 43 HR, 130 RBI
2005	David Ortiz, 1B/DH	1.001 OPS, 47 HR, 148 RBI
2008	Kevin Youkilis, 1B/3B958 OPS, 29 HR, 115 RBI
2016	David Ortiz, DH	1.021 OPS, 38 HR, 127 RBI
2018	J.D. Martinez, OF/DH	1.031 OPS, 43 HR, 130 RBI

Presented annually to the best overall offensive performer in each league

All-MLB Team

(Presented By MLB since 2019)

YEAR	PLAYER	POS.	TEAM
2019	Xander Bogaerts	SS	First
2019	Mookie Betts	OF	Second
2021	Rafael Devers	3B	Second
2024	Jarren Duran	OF	Second

The All-MLB Team recognizes and commemorates the top performances by players during the regular season. Winners are selected in a vote by fans, media members, broadcasters, former players, and other officials throughout the game.

Heart and Hustle Award (Presented By MLBPA since 2005)

Presented by the MLB Players Alumni Association, the Heart and Hustle Award honors active players who demonstrate a passion for the game of baseball and best embody the values, spirit, and tradition of the game. **Dustin Pedroia** (2013) and **Mookie Betts** (2018) are the Red Sox' honorees.

Louisville Slugger Silver Slugger Award (Presented since 1980)

23 different Red Sox have won a total of 50 Silver Slugger Awards since the award began in 1980. David Ortiz (7) is the all-time club leader, while Wade Boggs and Manny Ramirez rank 2nd with 6 apiece.

YEAR	PLAYER	POS	YEAR	PLAYER	POS	YEAR	PLAYER	POS
1981	Carney Lansford	3B	1997	Nomar Garciaparra	SS	2011	Adrián González	1B
	Dwight Evans	OF	2001	Manny Ramirez	OF		Jacoby Ellsbury	CF
1983	Wade Boggs	3B	2002	Manny Ramirez	OF		David Ortiz	DH
	Jim Rice	OF	2003	Bill Mueller	3B	2013	David Ortiz	DH
1984	Tony Armas	OF		Manny Ramirez	OF	2015	Xander Bogaerts	SS
	Jim Rice	OF	2004	David Ortiz	DH	2016	Mookie Betts	RF
1986	Wade Boggs	3B		Manny Ramirez	OF		Xander Bogaerts	SS
	Don Baylor	DH	2005	David Ortiz	DH		David Ortiz	DH
1987	Wade Boggs	3B		Manny Ramirez	OF	2018	Mookie Betts	OF
	Dwight Evans	OF		Jason Varitek	C		J.D. Martinez	OF
1988	Wade Boggs	3B	2006	David Ortiz	DH		J.D. Martinez	DH
	Mike Greenwell	OF		Manny Ramirez	OF	2019	Mookie Betts	OF
1989	Wade Boggs	3B	2007	David Ortiz	DH		Xander Bogaerts	SS
1990	Ellis Burks	OF	2008	Dustin Pedroia	2B	2021	Xander Bogaerts	SS
1991	Wade Boggs	3B	2009	Jason Bay	OF		Rafael Devers	3B
1995	John Valentin	SS	2010	Adrián Beltré	3B	2022	Xander Bogaerts	SS
	Mo Vaughn	1B				2023	Rafael Devers	3B

NOTE: J.D. Martinez is the only Major Leaguer ever to win multiple Silver Slugger Awards in a single season.

Rawlings Gold Glove Award (Presented since 1957)

24 different Red Sox have won a total of 50 Gold Glove Awards since the award began in 1957. Dwight Evans (8) is the all-time club leader while Carl Yastrzemski is 2nd with 7.

YEAR	PLAYER	POS	YEAR	PLAYER	POS	YEAR	PLAYER	POS
1957	Frank Malzone	* 3B	1975	Fred Lynn	OF	2005	Jason Varitek	C
1958	Frank Malzone	3B	1976	Dwight Evans	OF	2007	Kevin Youkilis	1B
	Jimmy Piersall	CF	1977	Carl Yastrzemski	OF	2008	Dustin Pedroia	2B
1959	Frank Malzone	3B	1978	Dwight Evans	OF	2011	Adrián González	1B
	Jackie Jensen	RF		Fred Lynn	OF		Dustin Pedroia	2B
1963	Carl Yastrzemski	OF	1979	Rick Burleson	SS		Jacoby Ellsbury	CF
1965	Carl Yastrzemski	OF		Dwight Evans	OF	2013	Dustin Pedroia	2B
1967	George Scott	1B		Fred Lynn	OF		Shane Victorino	OF
	Carl Yastrzemski	OF	1980	Fred Lynn	OF	2014	Dustin Pedroia	2B
1968	George Scott	1B	1981	Dwight Evans	OF	2016	Mookie Betts	RF
	Carl Yastrzemski	OF	1982	Dwight Evans	OF	2017	Mookie Betts	RF
	Reggie Smith	OF	1983	Dwight Evans	OF	2018	Mookie Betts	RF
1969	Carl Yastrzemski	OF	1984	Dwight Evans	OF		Jackie Bradley Jr.	CF
1971	Carl Yastrzemski	OF	1985	Dwight Evans	OF		Ian Kinsler	2B
	George Scott	1B	1990	Mike Boddicker	P	2019	Mookie Betts	RF
1972	Carlton Fisk	C		Ellis Burks	OF	2024	Wilyer Abreu	RF
	Doug Griffin	2B	1991	Tony Peña	C		* 1 ML team selected	

Wilson Defensive Player of the Year (Presented since 2012)

The Wilson Defensive Player of the Year Award is the official MLB defensive achievement award. Since 2014, the award has recognized the top defensive player at each position *across leagues*, and has also recognized the best overall defensive team. One player is also recognized as the top Overall Defensive Player in MLB. From 2012-13, Wilson recognized the top defensive player on each team.

YEAR	PLAYER	POS	YEAR	PLAYER	POS	YEAR	PLAYER	POS
2012	Dustin Pedroia	2B	2016	Mookie Betts*	RF	2018	Mookie Betts	RF
2013	Dustin Pedroia^	2B		Dustin Pedroia	2B			

*Selected as MLB's Overall Defensive Player of the Year ^Selected as the AL's Overall Defensive Player of the Year

Award Winners, Continued

The Hutch Award (Presented by the Fred Hutchinson Cancer Research Center since 1965)

The Hutch Award has been given annually to the Major League player who best exemplifies the character, fighting spirit and competitive desire of the late pitcher (Detroit 1939-53) and manager (Tigers, Cardinals, Reds), Fred Hutchinson. The award, which sits in the Baseball Hall of Fame in Cooperstown, NY, is sponsored by the Fred Hutchinson Cancer Research Center in Seattle, WA. Five Red Sox players have received the award: **Carl Yastrzemski** in 1967, **Tony Conigliaro** in 1970, **Andre Dawson** in 1994, **Mark Loretta** in 2006, and **Jon Lester** in 2008.

BoSox Club Man of the Year


Selected for contributions to the success of the Red Sox and for cooperation and efforts in community endeavors, the BoSox Club Man of the Year Award is presented at the annual BoSox Awards Luncheon near the end of the season.

YEAR	PLAYER	POS	YEAR	PLAYER	POS	YEAR	PLAYER	POS
1967	Rico Petrocelli.....	SS	1987	Bruce Hurst.....	LHP	2007	Kevin Youkilis.....	1B
1968	Mike Andrews.....	2B	1988	Bill Fischer.....	Pitch. Coach	2008	Manny Delcarmen.....	RHP
1969	Lee Stange.....	RHP	1989	Dennis Lamp.....	RHP	2009	Mike Lowell.....	3B
1970	Gerry Moses.....	C	1990	Tony Peña.....	C	2010	Clay Buchholz.....	RHP
1971	John Kennedy.....	INF	1991	Tony Fossas.....	LHP	2011	Jed Lowrie.....	INF
1972	Bob Montgomery.....	C	1992	Roger Clemens.....	RHP	2012	Jarrod Saltalamacchia.....	C
1973	Tommy Harper.....	LF	1993	Mo Vaughn.....	1B	2013	Craig Breslow.....	LHP
1974	Rick Miller.....	CF	1994	Ken Ryan.....	RHP	2014	Victor Rodriguez...Asst. Coach	
1975	Denny Doyle.....	2B	1995	Tim Lincecum.....	3B	2015	Brock Holt.....	INF/OF
1976	Reggie Cleveland.....	RHP	1996	Heathcliff Slocumb.....	RHP	2016	Rick Porcello.....	RHP
1977	Butch Hobson.....	3B	1997	Wendell Kim.....	3B Coach	2017	Jackie Bradley Jr.....	OF
1978	Bill Campbell.....	RHP	1998	Tim Wakefield.....	RHP	2018	Blake Swihart.....	C/Util
1979	Tom Burgmeier.....	LHP	1999	Trot Nixon.....	RF	2019	Mitch Moreland.....	1B
1980	Steve Renko.....	RHP	2000	John Harrington.....	EXEC	2020	N/A	
1981	Jerry Remy.....	2B	2001	Ben Mondor.....	EXEC	2021	N/A	
1982	Bob Stanley.....	RHP	2002	Carlos Baerga.....	INF	2022	Nathan Eovaldi.....	RHP
1983	Carl Yastrzemski.....	DH	2003	Ron Jackson.....	Hit. Coach	2023	Nick Pivetta.....	RHP
1984	Mike Easler.....	DH	2004	Jason Varitek.....	C	2024	Rob Refsnyder.....	OF
1985	Wade Boggs.....	3B	2005	Mike Timlin.....	RHP			
1986	Marty Barrett.....	2B	2006	Gabe Kapler.....	OF			

Tony Conigliaro Award

In 1990, the Red Sox instituted a national award to honor the memory of their former star outfielder Tony Conigliaro. The award is presented to a Major Leaguer who has overcome adversity through the attributes of spirit, determination and courage, which were trademarks of Tony C. Voting is conducted by media members, MLB executives, Red Sox officials, and members of the Conigliaro family.

Conigliaro died on 2/24/1990 after an 8-year struggle to return from a massive heart attack that left him severely handicapped. Tony signed with the Red Sox in 1963 after graduating from St. Mary's High School in Lynn, MA. In his only minor league season, he hit .363 with 24 HR and 74 RBI in 83 games for Wellspring, earning New York-Penn League MVP Rookie of the Year honors. He broke in with the Red Sox in 1964, hit a HR in his 1st at-bat at Fenway Park, and finished with a .290 AVG and 24 HR to earn an All-Rookie selection. Tony became the youngest player to lead a league in HR with 32 in 1965 and the youngest AL player to reach 100 career HR. Mel Ott was the youngest in history at 22 years, 4 months, 10 days. He was 2nd-youngest (22 years, 6 months, 16 days). His career was tragically shortened when he was hit in the face by a pitch at Fenway Park 8/18/1967. He made a dramatic comeback in 1969, hit 56 HR with 198 RBI in 2 years, but he was never the same player. Conigliaro spent 1971 with the Angels and was out of baseball until he tried another comeback with the Red Sox in 1975. After an excellent Spring Training, he made the regular-season roster and got the team's 1st hit of that season and later the club's 1st HR. He was outrighted to Triple-A Pawtucket in mid-June and retired shortly after.



YEAR	PLAYER	TEAM	YEAR	PLAYER	TEAM	YEAR	PLAYER	TEAM
1990	Jim Eisenreich.....	KC	2001	Jason Johnson.....	BAL	2013	John Lackey.....	BOS
1991	Dickie Thon.....	PHI		Graeme Lloyd.....	MON	2014	Wilson Ramos.....	WAS
1992	Jim Abbott.....	CAL	2002	Jose Rijo.....	CIN	2015	Mitch Harris.....	STL
1993	Bo Jackson.....	CWS	2003	Jim Mceir.....	OAK	2016	Yangervis Solarte.....	SD
1994	Mark Leiter.....	CAL	2004	Dewon Brazelton.....	TB	2017	Chad Bettis.....	COL
1995	Scott Radinsky.....	CWS	2005	Aaron Cook.....	COL	2018	Stephen Piscotty.....	OAK
1996	Curtis Pride.....	DET	2006	Freddy Sanchez.....	PIT	2019	Rich Hill.....	LAD
1997	Eric Davis.....	BAL	2007	Jon Lester.....	BOS	2020	Daniel Bard.....	COL
1998	Bret Saberhagen.....	BOS	2008	Rocco Baldelli.....	TB	2021	Trey Mancini.....	BAL
1999	Mike Lowell.....	FLA	2009	Chris Carpenter.....	STL	2022	Jose Cuas.....	KC
2000	Kent Mercker.....	ANA	2010	Joaquin Benoit.....	TB	2023	Liam Hendriks.....	CWS
	Tony Saunders.....	FLA	2011	Tony Campana.....	CHC	2024	Cam Booser.....	BOS
			2012	R.A. Dickey.....	NYM			

Thomas A. Yawkey Red Sox Most Valuable Player Award

Each year, the Boston chapter of the Baseball Writers' Association of America presents the Thomas A. Yawkey Award to the Red Sox Most Valuable Player. From 1937 through 1952 the award went to either a Red Sox or a member of the Boston Braves. The Braves moved to Milwaukee prior to the 1953 season and the award became strictly a Red Sox MVP selection. After Mr. Yawkey's death in 1976, the Boston Writers renamed the award in his honor. Carl Yastrzemski (6), David Ortiz (5), Roger Clemens (4), Dwight Evans (4), Mo Vaughn (4), Ted Williams (4), and Pedro Martinez (3) each won the award three or more times.

YEAR	PLAYER	YEAR	PLAYER	YEAR	PLAYER	YEAR	PLAYER
1937	*Jim Turner, RHP	1960	Vic Wertz, 1B	1983	Jim Rice, LF	2004	David Ortiz, DH-1B
1938	Jimmie Foxx, RHP	1961	Chuck Schilling, 2B	1984	Dwight Evans, RF	2005	David Ortiz, DH-1B
1939	Joe Cronin, SS	1962	Eddie Bressoud, SS		Tony Armas, CF	2006	David Ortiz, DH-1B
1940	*Johnny Cooney, OF	1963	Carl Yastrzemski, LF	1985	Wade Boggs, 3B	2007	Mike Lowell, 3B
1941	Ted Williams, LF	1964	Dick Radatz, RHP	1986	Roger Clemens, RHP	2008	Dustin Pedroia, 2B
1942	(No winners	1965	Carl Yastrzemski, LF	1987	Dwight Evans, RF	2009	Kevin Youkilis, 1B-3B
1943	awarded during	1966	Tony Conigliaro, RF	1988	Mike Greenwell, LF	2010	Adrián Beltré, 3B
1944	World War II)	1967	Carl Yastrzemski, LF	1989	Nick Esasky, 1B	2011	Jacoby Ellsbury, CF
1945	*Tommy Holmes, RF	1968	Ken Harrelson, 1B-RF	1990	Roger Clemens, RHP	2012	Dustin Pedroia, 2B
1946	Ted Williams, LF	1969	Rico Petrocelli, SS-3B	1991	Roger Clemens, RHP	2013	David Ortiz, DH
1947	*Bob Elliott, 3B	1970	Carl Yastrzemski, 1B-LF	1992	Roger Clemens, RHP	2014	David Ortiz, DH
1948	*Johnny Sain, RHP	1971	Reggie Smith, CF-RF	1993	Mo Vaughn, 1B	2015	Xander Bogaerts, SS
1949	Ted Williams, LF	1972	Carlton Fisk, C	1994	Mo Vaughn, 1B	2016	Mookie Betts, RF
1950	Billy Goodman, INF	1973	Tommy Harper, OF	1995	Mo Vaughn, 1B	2017	Mookie Betts, RF
1951	Ellis Kinder, RHP	1974	Carl Yastrzemski, 1B-LF	1996	Mo Vaughn, 1B	2018	Mookie Betts, RF
1952	*Walker Cooper, C	1975	Fred Lynn, CF	1997	Nomar Garciaparra, SS	2019	Xander Bogaerts, SS
1953	Ellis Kinder, RHP	1976	Carl Yastrzemski, 1B-LF	1998	Nomar Garciaparra, SS	2020	(No winner named due to COVID-19)
1954	Jackie Jensen, RF	1977	Carlton Fisk, C	1999	Pedro Martinez, RHP	2021	Rafael Devers, 3B
1955	Ted Williams, LF	1978	Jim Rice, LF	2000	Pedro Martinez, RHP	2022	Rafael Devers, 3B
1956	Jim Piersall, CF	1979	Rick Burleson, SS	2001	Trot Nixon, RF	2023	Justin Turner, INF/DH
1957	Frank Malzone, 3B	1980	Rick Burleson, SS	2002	Derek Lowe, RHP	2024	Jarren Duran, OF
1958	Jackie Jensen, RF	1981	Dwight Evans, RF		Pedro Martinez, RHP		*Boston Braves
1959	Frank Malzone, 3B	1982	Dwight Evans, RF	2003	Jason Varitek, C		

Miscellaneous Boston Baseball Writers Awards

The Boston Baseball Writers Chapter also presents other awards annually, if applicable. Among them, since 2000:

YEAR	RED SOX PITCHER	RED SOX ROOKIE	HEART & HUSTLE	GOOD GUY
2000	Pedro Martinez	No Selection	Pete Schourek	Rich Garces
2001	Hideo Nomo	Shea Hillenbrand	Brian Daubach	Jon Miller
2002	Pedro Martinez	Casey Fossum	Tim Wakefield	Johnny Damon
2003	Derek Lowe	No Selection	Kevin Millar	Joe Cochran
2004	Curt Schilling	Kevin Youkilis	Johnny Damon	Joe Castiglione
2005	Tim Wakefield	No Selection	Johnny Damon	J.P. Villaman
2006	Jonathan Papelbon	Jonathan Papelbon	Mike Lowell	Ron Jackson
2007	Josh Beckett	Dustin Pedroia	Kevin Youkilis	Mike Lowell
2008	Jon Lester	Jacoby Ellsbury	Kevin Youkilis	Sean Casey
2009	Jon Lester	Daniel Bard	Nick Green	John Farrell
2010	J. Lester & C. Buchholz	Ryan Kalish	Darnell McDonald	Bill Hall
2011	Alfredo Aceves	Josh Reddick	Dustin Pedroia	Jarrold Saltalamacchia
2012	Clay Buchholz	Will Middlebrooks	Mike Aviles	Cody Ross
2013	Jon Lester	Jose Iglesias	Jonny Gomes	David Ross
2014	Jon Lester	Brock Holt	Dustin Pedroia	Brian Butterfield
2015	Eduardo Rodriguez	Eduardo Rodriguez	Mookie Betts	Don Orsillo
2016	Rick Porcello	N/A	Xander Bogaerts	Steven Wright
2017	Chris Sale	Andrew Benintendi	Xander Bogaerts	Jack McCormick
2018	Chris Sale	Ryan Brasier	Brock Holt	Rich Hill
2019	Eduardo Rodriguez	Michael Chavis	Rafael Devers	Rick Porcello
2020	None	None	None	None
2021	Nathan Eovaldi	Bobby Dalbec	Hunter Renfroe	Adam Ottavino
2022	Michael Wacha	Brayan Bello	Rob Refsnyder	Kenley
2023	Brayan Bello	Triston Casas	Connor Wong	Kenley Jansen
2024	Tanner Houck	Wilyer Abreu	David Hamilton	Garrett Whitlock

Red Sox in the All-Star Game

Luis Alicea, coach (1).....	2008
Mike Andrews, 2B (1).....	1969
Luis Aparicio, SS (2).....	1971 , 72
Tony Armas, outfield (1).....	1984
Del Baker, coach (1).....	1947
Andy Barkett, coach (1).....	2019
Matt Barnes, RHP (1).....	2021
Jason Bay, OF (1).....	2009
Josh Beckett, P (3).....	2007, 2009, 2011
Gary Bell, P (1).....	1968
Adrián Beltré, 3B (1).....	2010
Mookie Betts, OF (4).....	2016 , 17 , 18 , 19
Arnie Beyerle, coach (1).....	2014
Craig Bjornson, coach (1).....	2019
Xander Bogaerts, SS (4).....	2016 , 19, 21 , 22
Wade Boggs, 3B (8).....	1985, 86 , 87 , 88 , 89 , 90 , 91 , 92
Lou Boudreau, coach (1).....	1953
Jackie Bradley Jr., OF.....	2016
Eddie Bressoud, SS (1).....	1964
Tom Brewer, P (1).....	1956
Don Bryant, coach (1).....	1976
Clay Buchholz, P (2).....	2010, 2013
Tom Burgmeier, P (1).....	1980
Ellis Burks, OF (1).....	1990
Rick Burleson, SS (3).....	1977 , 78, 79
Brian Butterfield, coach (1).....	2014
Bill Campbell, P (1).....	1977
Mark Clear, P (1).....	1982
George Clemens, P (5).....	1986 , 88, 90, 91, 92
Matt Clement, P (1).....	2005
Greg Colbrunn, coach (1).....	2014
Eddie Collins, coach (1).....	1933
Tony Conigliaro, OF (1).....	1967
Scott Cooper, 3B (2).....	1993, 94
Alex Cora, manager (1).....	2019
Roger Cramer, OF (4).....	1937, 38, 39 , 40
Joe Cronin, manager, coach, SS (9).....	1935 , 36, 37 , 38 , 39 , 40*, 41 , 44, 47*, 83†
Ray Culp, P (1).....	1969
Tom Daley, coach (1).....	1940
Johnny Damon, OF (2).....	2002, 05
Rafael Devers, 3B (3).....	2021 , 22 , 24
Dom DiMaggio, OF (7)....	1941, 42, 46 , 49 , 50, 51 , 52
Joe Dobson, P (1).....	1948
Bobby Doerr, 2B (9).....	1941 , 42, 43 , 44 , 46 , 47, 48, 50 , 51, 88†
J.D. Drew, OF (1).....	2008
Walter Dropo, 1B (1).....	1950
Jarren Duran, OF (1).....	2024
Dennis Eckersley, P (1).....	1982
Jacoby Ellsbury, OF (1).....	2011
Nathan Eovaldi, RHP (1).....	2021
Dwight Evans, OF (3).....	1978, 81, 87
Carl Everett, OF (1).....	2000
John Farrell, coach, manager (2).....	2008, 14
Carlos Febles, coach (1).....	2019
Rick Ferrell, C (4).....	1933 , 34, 35, 36
Dave Ferriss, P (1).....	1946
Lou Finney, OF (1).....	1940
Bill Fischer, coach (1).....	1987
Carlton Fisk, C (7)....	1972, 73 , 74, 76, 77 , 78 , 80 , 99†
Mike Fornieles, P (1).....	1961 (1st G)
Pete Fox, OF (1).....	1944

Jimmie Foxx, 3B, 1B (6).....	1936, 37, 38 , 39, 40 , 41
Terry Francona, manager (2).....	2005*, 08*
Nomar Garciaparra, SS (5).....	1997, 99 , 00, 02, 03
Rich Gedman, C (2).....	1985, 86
Adrián González, 1B (1).....	2011
Billy Goodman, 1B, 2B (2).....	1949, 53
Tom Goodwin, coach (1).....	2019
Tom Gordon, P (1).....	1998
Mike Greenwell, OF (2).....	1988, 89
Lefty Grove, P (5).....	1935, 36 , 37, 38, 39
DeMarlo Hale, coach (1).....	2008
Erik Hanson, P (1).....	1995
Ken Harrelson, OF (1).....	1968
Mickey Harris, P (1).....	1946
Bill Haselman, coach (1).....	2005
Mike Higgins, coach (1).....	1961 (2nd G)
Shea Hillenbrand, 3B (1).....	2002
Brock Holt (1).....	2015
Tanner Houck, P (1).....	2024
Tex Hughson, P (3).....	1942, 43, 44
Bruce Hurst, P (1).....	1987
Tim Hyers, coach (1).....	2019
Ron Jackson, coach (1).....	2005
Kenley Jansen, RHP (1).....	2023
Jackie Jensen, OF (2).....	1955, 58
Bob Johnson, OF (1).....	1944
Darrell Johnson, manager (1).....	1976*
Lynn Jones, coach (1).....	2005
Oscar Judd, P (1).....	1943
George Kell, 3B (2).....	1952, 53
Craig Kimbrel, P (3).....	2016, 17, 18
Bill Lee, P (1).....	1973
Jon Lester, P (3).....	2010, 11, 14
Dana LeVangie, coach (2).....	2014, 19
Jim Lonborg, P (1).....	1967
Mark Loretta, 2B (1).....	2006
Derek Lowe, P (2).....	2000, 02
Torey Lovullo, coach (1).....	2014
Mike Lowell, 3B (1).....	2007
Fred Lynn, OF (6).....	1975, 76 , 77 , 78 , 79 , 80
Dave Magadan, coach (1).....	2008
Frank Malzone, 3B (8).....	1957, 58 , 59, 59 , 60 , 60 , 63 , 64
Felix Mantilla, 2B (1).....	1965
J.D. Martinez, DH (4).....	2018 , 19 , 21, 22
Pedro Martinez, P (4).....	1998, 99 , 2000, 02
Victor Martinez, C (1).....	2010
John McNamara, manager, coach (2).....	1986, 87*
Brad Mills, coach (2).....	2005, 08
Bill Monbouquette, P (4).....	1960 , 60, 62 (1st G), 63
Mitch Moreland, 1B (1).....	2018
Joe Morgan, coach (1).....	1989
Jerry Moses, C (1).....	1970
Juan Nieves, coach (1).....	2014
Jose Offerman, 2B (1).....	1999
Hideki Okajima, P (1).....	2007
David Ortiz, DH, 1B (10).....	2004, 05 , 06 , 07 , 08, 10, 11 , 12 , 13 , 16
Jonathan Papelbon, P (4).....	2006, 07, 08, 09
Mel Parnell, P (2).....	1949 , 51
Dustin Pedroia, 2B (4).....	2008 , 09 , 10, 13
Johnny Pesky, SS, coach (2).....	1946 , 63
Rico Petrocelli, SS (2).....	1967 , 69
Jimmy Piersall, OF (2).....	1954, 56

Bold Red indicates selected to start game

*Manager, AL Team

†Honorary AL Captain

Teams chosen by vote of fans 1947 thru 1957 and 1970 on; 2 games were played 1959-62

Red Sox in the All-Star Game, Continued

Dick Radatz, P (2).....	1963, 64
Manny Ramirez, OF (8).....	2001, 02, 03, 04, 05, 06, 07, 08
Jeff Reardon, P (1).....	1991
Jerry Remy, 2B (1).....	1978
Jim Rice, OF, coach (9).....	1977, 78, 79, 80, 83, 84, 85, 86, 99
Victor Rodriguez, coach (1).....	2014
Ron Roenicke, coach (1).....	2019
Pete Runnels, 1B, 2B (5).....	1959, 59, 60, 60, 62 (G2)
Chris Sale, P (2).....	2017, 18
Jose Santiago, P (1).....	1968
Curt Schilling, P (1).....	2004
Don Schwall, P (1).....	1961 (2nd G)
George Scott, 1B (2).....	1966, 77
Sonny Siebert, P (1).....	1971
Reggie Smith, OF (2).....	1969, 72
Bob Stanley, P (2).....	1979, 83
Vern Stephens, SS, 3B (4).....	1948, 49, 50, 51
Frank Sullivan, P (2).....	1955, 56
Dale Sveum, coach.....	2005
Birdie Tebbetts, C (2).....	1948, 49
Luis Tiant, P (2).....	1974, 76

Gary Tuck, coach (1).....	2008
Koji Uehara, P (1).....	2014
Ugueth Urbina, P (1).....	2002
Jason Varitek, C (2).....	2003, 05
Mo Vaughn, 1B (3).....	1995, 96, 98
Ramón Vázquez, coach (1).....	2019
Mickey Vernon, 1B (1).....	1956
Hal Wagner, C (1).....	1946
Tim Wakefield, P (1).....	2009
Dave Wallace, coach.....	2005
Sammy White, C (1).....	1953
Dick Williams, manager (1).....	1968*
Jimmy Williams, coach (1).....	1999
Ted Williams, OF (19).....	1940, 41, 42, 46, 47, 48, 49, 50, 51, 53, 54, 55, 56, 57, 58, 59, 59, 60, 60
Steven Wright, P (1).....	2016
Carl Yastrzemski, OF, 1B (18).....	1963, 65, 66, 67, 68, 69, 70, 71, 72, 73, 74, 75, 76, 77, 78, 79, 82, 83, 89†
Rudy York, 1B (1).....	1946
Kevin Youkilis, 1B, 3B (3).....	2008, 09, 11
Don Zimmer, coach (1).....	1978

Bold Red indicates selected to start game

*Manager, AL Team

†Honorary AL Captain

Teams chosen by vote of fans 1947 thru 1957 and 1970 on; 2 games were played 1959-62

MOST ALL-STAR GAMES AS PLAYER, RED SOX HISTORY

Player	Games
Ted Williams	19
Carl Yastrzemski	18
David Ortiz	10
Bobby Doerr	9
Jim Rice	8
Wade Boggs	8
Frank Malzone	8
Manny Ramirez	8
Dom DiMaggio	7
Carlton Fisk	7
Jimmie Foxx	6
Fred Lynn	6
Roger Clemens	5
Nomar Garciaparra	5
Lefty Grove	5
Pete Runnels	5

YEARS WITH MOST RED SOX ALL-STAR SELECTIONS

Year	Players
1946	8 (DiMaggio, Doerr, Ferriss, Harris, Pesky, Wagner, Williams, York)
1978	7 (Burleson, Evans, Fisk, Lynn, Remy, Rice, Yastrzemski)
2002	7 (Damon, Garciaparra, Hillenbrand, Lowe, Martinez, Ramirez, Urbina)
2016	6 (Betts, Bogaerts, Bradley Jr., Kimbrel, Ortiz, Wright)
2011	6 (Beckett, Ellsbury, Gonzalez, Lester, Ortiz, Youkilis)
2010	6 (Beltre, Buchholz, Lester, Martinez, Ortiz, Pedroia)
2009	6 (Bay, Beckett, Papelbon, Pedroia, Wakefield, Youkilis)
2008	6 (Drew, Ortiz, Papelbon, Pedroia, Ramirez, Youkilis)
1977	6 (Burleson, Campbell, Fisk, Lynn, Scott, Yastrzemski)

5 All-Stars: 1940, '41, '48, '49, '50, '51, '56, '69, '79, 2005, '07, '18, '21;

4 All-Stars: 1936, '37, '38, '39, '42, '44, '53, '60g1, '60g2, '63, '67, '68, '72, '76, '80, '86, 2000, '06; **3 All-Stars:** 1935, '43, '55, '58, '59g1, '59g2, '64, '71, '73, '74, '82, '83, '85, '87, '88, '89, '90, '91, '98, '99, 2003, '04, '13, '17, '19, '22, '24; **2 All-Stars:** 1947, '52, '54, '57, '65, '66, '70, '75, '84, '92, '95, 2014; **1 All-Star:** 1933, '34, '61g2, '62g1, '62g2, '81, '93, '94, '96, '97, 2001, '12, '15, '23; **0 All-Stars:** 1945 (no game), '61g1

MOST ALL-STAR STARTS, RED SOX HISTORY

Player	Starts
Ted Williams	12
Carl Yastrzemski	8
Wade Boggs	7
David Ortiz	7
Manny Ramirez	7
Bobby Doerr	5
Frank Malzone	5
Carlton Fisk	4
Fred Lynn	4
Jim Rice	4

YEARS WITH MOST RED SOX ALL-STAR STARTERS

Year	Players
1946	4 (DiMaggio-CF, Doerr-2B, Pesky-SS, Williams-LF)
1949	4 (DiMaggio-RF, Parnell-P, Tebbetts-C, Williams-LF)
2005	4 (Damon-CF, Ortiz-DH, Ramirez-LF, Varitek-C)
2016	4 (Betts-RF, Bogaerts-SS, Bradley Jr.-LF, Ortiz-DH)

3 starters: 11 times; **2 starters:** 18 times; **1 starter:** 38 times;

0 starters: 23 times

Red Sox in the All-Star Game, Continued

Most Hits in an All-Star Game

Ted Williams and Carl Yastrzemski are tied with Joe Medwick for most hits in an All-Star Game with 4. Williams had his 4 (2 singles, 2 home runs) on 7/9/1946 at Fenway Park in a 12-0 American League win. Yastrzemski hit 3 singles and a double on 7/14/1970 in Cincinnati in a 12-inning, 5-4 National League win. He was named Outstanding Player of the game.

RED SOX TO BE NAMED ALL-STAR GAME MOST VALUABLE PLAYER

Player (Year)	Stats
Carl Yastrzemski (1970)	4-for-6, RBI
Roger Clemens (1986)	3.0 IP (W), 0 H, 0 R, 2 SO
Pedro Martinez (1999)	2.0 IP (W), 0 H, 0 R, 5 SO
J.D. Drew (2008)	2-for-4, BB, HR, 2 RBI
Jarren Duran (2024)	1-for-2, HR, 2 RBI

Red Sox Pitchers Who Have Started the All-Star Game

PITCHER	YEAR/CITY	DEC.	IP	H	R	ER	BB	SO
Lefty Grove	1936/Boston (NL)	Lost	3.0	3	2	2	2	2
Mel Parnell	1949/Brooklyn	ND	†1.0	3	3	3	1	1
Bill Monbouquette	1960/Kansas City	Lost	2.0	5	4	4	0	2
Dennis Eckersley	1982/Montreal	Lost	3.0	2	3	3	2	1
Roger Clemens*	1986/Houston	Won	3.0	0	0	0	0	2
Pedro Martinez*	1999/Boston	Won	2.0	0	0	0	0	5
Derek Lowe	2002/Milwaukee	ND	2.0	2	1	1	0	0
Chris Sale	2017/Miami	ND	2.0	3	0	0	0	2
Chris Sale	2018/Washington	ND	1.0	1	0	0	0	1

*Selected MVP †Faced 3 batters in 2nd inning

All-Star Game Home Runs by Red Sox

PLAYER	DATE	WHERE	INN.	ON BASE	PITCHER
Ted Williams	7/8/41	DET	9th	2	Claude Passeau
Bobby Doerr	7/13/43	PHI (AL)-a	2nd	2	Mort Cooper
Ted Williams	7/9/46	Fenway	4th	0	Kirby Higbe
Ted Williams	7/9/46	Fenway	8th	2	Rip Sewell
Ted Williams	7/10/56	WAS-b	6th	1	Warren Spahn
Frank Malzone	8/3/59	LAD-c	2nd	0	Don Drysdale
Pete Runnels	7/30/62	CHC	3rd	0	Art Mahaffey
Carl Yastrzemski (PH)	7/15/75	MIL	6th	2	Tom Seaver
Fred Lynn	7/13/76	PHI (NL)	4th	0	Tom Seaver
George Scott	7/19/77	NYN	9th	1	Rich Gossage
Fred Lynn	7/17/79	SEA	1st	1	Steve Carlton
Fred Lynn	7/8/80	LAD-d	5th	1	Bob Welch
Jim Rice	7/6/83	CWS	3rd	0	Atlee Hammaker
Wade Boggs	7/11/89	ANA	1st	0	Rick Reuschel
Manny Ramirez	7/13/04	HOU	1st	1	Roger Clemens
David Ortiz	7/13/04	HOU	6th	1	Carl Pavano
J.D. Drew*	7/15/08	NYN	7th	1	Edinson Volquez
Adrián González	7/12/11	ARI	4th	0	Cliff Lee
Jarren Duran*	7/16/24	TEX	5th	1	Hunter Greene

a-Shibe Park b-Griffith Stadium c-LA Coliseum d-Dodger Stadium



All-Star Games at Fenway Park

On 7/13/1999, the Red Sox hosted the 3rd All-Star Game ever to be played at Fenway Park. The American League defeated the National League, 4-1, as Pedro Martinez, the eventual MVP of the Mid-Summer Classic, started and struck out 5 of the 6 batters he faced for the win.

Fenway Park was the site of the 2nd All-Star Game played in 1961. That game featured solid pitching by both sides and ended in a 1-1 tie that was called after 9 innings and a 30-minute rain delay. The Tigers' Rocky Colavito hit a 1st-inning home run for the AL, which managed only 4 hits in the game. The NL's only run scored on an RBI single by the Cardinals' Bill White off Red Sox rookie Don Schwall, who allowed all 5 NL hits in 3.0 innings. The other Red Sox representative at the '61 game at Fenway was manager Mike Higgins, who served as a coach.

The 1st All-Star Game held at Fenway was on 7/9/1946 after a 1-year hiatus due to World War II-related travel restrictions. The American League defeated the National League, 12-0, in a game highlighted by the hitting heroics of Ted Williams. Williams delivered 2 home runs, 2 singles and a walk in his 5 plate appearances, scoring 4 runs and driving in 5 as the AL out-hit the NL, 14-3. In addition to Williams, 7 other Red Sox were AL All-Stars in '46: Johnny Pesky, Dom DiMaggio, Bobby Doerr, Rudy York, Hal Wagner, Dave Ferriss and Mickey Harris.

1945 All-Star Replacement Game

The 1945 All-Star Game was scheduled for Fenway Park. However, due to the on-going war in Europe and with Japan, the game was cancelled, the only year no game has been played since the series began in 1933.

On 7/9-10/1945, there were 9 exhibitions played with proceeds going to benefit war relief efforts. On 7/9, games were played at Chicago's Comiskey Park (Cubs vs. White Sox), New York's Polo Grounds (Yankees vs. Giants), in Great Lakes, IL (Athletics vs. Great Lakes Navy Team), in Cleveland (Reds vs. Indians), and in Indiantown Gap, PA (Pirates vs. Indiantown Gap Army Team). The biggest crowds were 47,144 (Chicago) and 41,267 (New York).

On 7/10, games were played at Washington's Griffith Stadium (Dodgers vs. Senators), St. Louis' Sportsmans Park (Cardinals vs. Browns), Boston's Fenway Park (Braves vs. Red Sox), and Philadelphia's Shibe Park (Phillies vs. Athletics). The highest attendance figures were in Washington (28,791) and St. Louis (24,113).

The only ML team that didn't play was Detroit, which was denied permission to travel to Pittsburgh by the U.S. Government. The Pirates therefore played a U.S. Army team. The A's played a game each day in 2 locations.

The game at Fenway Park drew 22,809 plus 846 servicemen and women and raised \$70,000 for the United War Fund. New Commissioner Senator A.B. "Happy" Chandler made his 1st official visit to Boston and took part in the 1st-pitch ceremonies with Massachusetts Governor Maurice Tobin.


The Red Sox won the game, 8-1, behind rookie pitching star Dave Ferriss and 3 hits, including a home run, by right fielder George "Catfish" Metkovich.

1945 All-Star Replacement Game Box Score

Braves	0	0	0	0	0	0	1	0	0	--	1	7	0
Red Sox	0	2	2	0	0	2	1	1	x	--	8	13	0

Braves - Javery (L), Hutchings (4), J. Tobin (5), Hutchinson (7) and Masi
Red Sox - Ferriss (W), Heflin (4), Hausmann (7) and Garbark, Walters (4)
HR - Metkovich
T - 1:42; Att. - 22,809

Special thanks to Walt Wilson of the Society for American Baseball Research (SABR) and the *Boston Globe* sports department for the information on the 1945 All-Star replacement games.



Ted Williams waved to the crowd at the 1999 All-Star Game.

Fenway Park

Major League Baseball's oldest and smallest ballpark, Fenway Park has been the home of the Boston Red Sox since April 20, 1912 when, after two days of rainouts, the park hosted its first regular season game, an 11-inning, 7-6 Boston win over the New York Highlanders in front of 27,000 fans.

In 113 seasons, venerable Fenway Park has been home to many of the greatest players in baseball history, including Hall of Famers Babe Ruth, Tris Speaker, Lefty Grove, Jimmie Foxx, Joe Cronin, Ted Williams, Bobby Doerr, Carl Yastrzemski, Carlton Fisk, Jim Rice, Pedro Martinez, and David Ortiz. The park has witnessed some of the most memorable moments in baseball history, highlighted, perhaps, by Fisk's 12th-inning home run to win Game 6 of the 1975 World Series, and the amazing comeback against the Yankees in Game 4 of the 2004 American League Championship Series.

Among the world's most famous sporting venues, Fenway Park is best known for the 37-foot high, 231-foot long "Green Monster" left-field wall, which looms only 310 feet from home plate. Equally enticing to hitters is "Pesky's Pole," the right-field foul pole named for Red Sox great Johnny Pesky, which stands only 302 feet from home plate.

Nestled into the Fenway neighborhood of Boston, the park was largely rebuilt for the 1934 season after a five-alarm fire destroyed construction underway by new owner Tom Yawkey. Fenway Park has undergone a series of improvements since the Henry-Werner Group purchased the team in 2002, and in 2023 it was recognized as the "Sports Facility of the Year" by the *Sports Business Journal*.

The astounding popularity of the ballpark and the team enabled the Red Sox to sell out 793 consecutive games from 2003-13, the longest recorded regular-season sellout streak in U.S. professional sports history. Hundreds of thousands of fans from all over the globe visit Fenway Park year-round. Tours of the ballpark, conducted in English, Spanish, and Japanese, are available daily.

FENWAY FACTS

Constructed	1912
Rebuilt	1934
First Game.....	April 20, 1912
.....Red Sox 7, Highlanders 6 (11 inn.)	
Seating Capacity (Night).....	37,555
Seating Capacity (Day)	37,105
Dell Technologies and Aura Levels.....	5,457
Box Seats.....	13,806
Grandstand.....	11,563
Bleachers	6,257
Green Monster	269
Right Field Sam Deck.....	203

OUTFIELD DIMENSIONS

Left Field	310 feet
Left-Center Field	379 feet
Center Field	390 feet
Deep Center Field.....	420 feet
Deep Right Field	380 feet
Right Field	302 feet

HEIGHT OF OUTFIELD WALLS

Left Field	37 feet
Center Field	17 feet
Bullpens	5 feet
Right Field.....	3-5 feet

LENGTH OF LEFT FIELD WALL

231 feet (228 feet in fair territory)

ALL-TIME RED SOX BATTING LEADERS AT FENWAY PARK

Batting Leaders

AVG (min. 2,000 AB)	.369	Wade Boggs
Hits	1,822	Carl Yastrzemski
HR	248	Ted Williams
RBI	1,063	Carl Yastrzemski

ALL-TIME RED SOX PITCHING LEADERS AT FENWAY PARK

Pitching Leaders

Wins	98	Tim Wakefield
Strikeouts	1,332	Roger Clemens
ERA (min. 500.0 IP)	1.80	Carl Mays
Saves	104	Jonathan Papelbon



The Seats

The Wooden Grandstands

Installed during the **1933-34** off-season, Fenway Park's wooden grandstand seats serve as living tributes to the ballpark's history. A fire in January 1934 interrupted renovations, but the park was ready for Opening Day, including these seats. Roughly 75 years later, as part of major improvements between 2008 and 2010, the seats were refurbished and reinstalled. Fans who attend games at Fenway Park today can sit in the same seats their grandparents (and great-grandparents) sat in decades prior.



The Red Seat

On June 9, 1946, Ted Williams hit a 502-foot home run to right field off Detroit RHP Fred Hutchinson. The ball landed on top of the straw hat of Joseph A. Boucher, 56, a construction engineer from Albany, NY who was sitting in **Section 42, Row 37, Seat 21**. "The sun was right in our eyes," he said. "All we could do was duck. I'm glad I didn't stand up. They say it bounced a dozen rows higher, but after it hit my head, I was no longer interested." At that time, the bleachers were benches and not individual seats. In 2016, David Ortiz said reaching the Red Seat is "unhuman." It is still the longest home run ever measured at Fenway Park.



The Foul Poles

Fisk Pole

In Game 6 of the 1975 World Series, Carlton Fisk led off the bottom of the 12th inning with a walk-off home run that clanged off the foul pole above Fenway Park's Green Monster, giving the Red Sox a 7-6 win over the Cincinnati Reds and tying the series at 3-3. Nearly 30 years later, on **June 13, 2005**, prior to an Interleague game against the Reds, the Red Sox honored their former catcher by officially renaming it "Fisk Pole" during a ceremony in the Monster Seats. "The video of Fisk trying to wave the ball fair remains one of the game's enduring images," Red Sox then-president Larry Lucchino said in 2005. "That home run, and that World Series, helped revitalize baseball."



Pesky's Pole

Johnny Pesky was one of the longest-serving ambassadors in Red Sox history, spending 61 years with the organization in nearly every role imaginable, beginning with his minor league playing career in 1940 and lasting until his death at the age of 93 in 2012. Believed to be coined by former Red Sox pitcher Mel Parnell, Fenway Park's right field foul pole was informally known as "Pesky's Pole" for decades beginning in the 1960s, a playful reference to Pesky taking advantage of Fenway's short distance to the right field corner (302 feet). It wasn't until **September 27, 2006** (Pesky's 87th birthday) that the Red Sox made the name official. The pole has been dented by baseballs and signed by thousands of fans over the years, though it underwent significant repairs and received a fresh coat of paint in December 2016.



The Green Monster

Fenway Park's "Green Monster"—the 37-foot, 2-inch wall that extends 231 feet from the left-field foul line to the center-field bleachers—is arguably the most iconic feature of any ballpark in Major League Baseball, rivaled only by Wrigley Field's ivy-covered walls and the upper-deck façade of Yankee Stadium.

"Duffy's Cliff"

The wall did not exist in its current incarnation when Fenway Park opened on April 20, 1912. The original wall was a 25-foot wood-plank fence held fast by horizontal supports known as "whalers" on the backside, built to keep spectators from watching from the Boston Garage Company across Lansdowne Street. The fence was fronted by a 6-to-10 foot earthen embankment, which extended from the bleachers to the property line and was needed because the plot of land on which Fenway Park was built was on an uneven grade, higher on the street side. The embankment was soon dubbed "Duffy's Cliff" because of the skillful way Red Sox left fielder Duffy Lewis navigated the incline in pursuit of fly balls. During the 1912 World Series against the New York Giants, seven rows of bleachers were temporarily installed on the embankment.



In Fenway Park's early years, a 25-foot wood-plank fence was fronted by an embankment known as "Duffy's Cliff."

First baseman Hugh Bradley, a Holy Cross graduate and native of Worcester, Mass., hit the first home run in Fenway Park on April 26, 1912, in the seventh inning of a 7-6 victory over the Philadelphia Athletics. Bradley's three-run home run, which erased a 6-4 deficit, cleared the wall in left field, which previously had been thought to be out of reach of hitters in baseball's "deadball" era. Paul Shannon, writing in the *Boston Post*, called it a "feat that may never be duplicated."

The Manual Scoreboard

The original left-field scoreboard was nearly identical to the one built in Detroit's Navin Field, which opened on the same day as Fenway Park in 1912. It was called an electronic scoreboard, but that was only partially the case; a pressbox keyboard operator communicated information to the scoreboard operators electronically. Operators behind the scoreboard then scrambled up and down a network of ladders and steps and benches, and manually slid markers into slots.

A new scoreboard debuted after Fenway Park was renovated for the 1934 season, the first truly electronically operated scoreboard in baseball with its red, green and yellow lights to signal balls, strikes and outs. It remains one of two manually operated scoreboards in the Major Leagues, the other being in Wrigley Field.

Creating a Monster

When Fenway Park was renovated for the 1934 season, work crews leveled Duffy's Cliff and replaced the wooden fence with what we now know as the Green Monster. The lower 18 feet of the wall was concrete and topped by a 19-foot frame made of 2-by-4 railroad ties bolted together, the entire structure covered with a skin of tin. The wall's reinforced steel-and-concrete foundation extended 22 feet below field level.

Red Sox left fielder Julius "Moose" Solters hit the first home run over the new wall on April 19, 1934, a walk-off home run in the ninth inning of a 5-4 victory over the Washington Senators in the first game of a Patriots Day doubleheader. Newspaper reports said Solters' home run off General Crowder of the Senators went into the windows of the auto shop across Lansdowne Street.



After the 1933 season, the wooden fence in left field was replaced by what we know today as the Green Monster (photo courtesy of the Boston Public Library).

In 1936, a 23-foot, 7-inch net was placed on top of the wall, to protect the windows of business establishments across the street. It was a prudent decision: right-handed slugger Jimmie Foxx would hit 217 home runs over the next six seasons, including 50 in 1938.

In 1947, the year light towers were installed in Fenway Park, the Red Sox elected to scrape the ads that had adorned the wall and painted it "Dartmouth green" to match the rest of the ballpark.

The Modern Wall

It is unclear when the term “Green Monster” first was used. For many years—through the 1980s—it was usually referred to as “The Wall.” In a 1958 story, *Boston Globe* reporter Hy Hurwitz referred to the “easy to reach green monster in Ted Williams’ territory,” and a *UPI* story on August 24, 1960 referred to a double off Fenway Park’s “Green Monster.” Red Sox reliever John Wyatt in 1966 referred to the “jolly green monster” in left, and during the 1967 World Series frequent references were made to the Green Monster.



After the 1975 season, the original tin facing of the Green Monster was stripped off.

The left-field foul pole is known as the “Fisk Pole,” in honor of the game-winning, 12th-inning home run hit off the pole by Hall of Fame catcher Carlton Fisk in Game 6 of the 1975 World Series against Cincinnati on October 21, 1975. The home run came off Reds pitcher Pat Darcy and broke a 6-6 tie.

After the 1975 season, the original tin facing of the wall was stripped off and cut into thousands of 2 ½ inch-by-4 ½ inch rectangles that were mounted on wooden plaques and sold to raise money for the Jimmy Fund, which supports research and care for pediatric and adult cancer at the Dana-Farber Cancer Institute. Installed in its place was a Formica-like material.


After the 2002 season, the team’s new ownership group, headed by John Henry and Tom Werner, decided to remove the screen atop the wall and replaced it with 269 barstool-type seats, which have quickly become among some of the most highly sought seats in the ballpark. Standing-room tickets are also available on the Monster.



Today, seats atop the Green Monster are some of the most coveted in all of baseball.

The Statues

Some of the greatest Red Sox players are immortalized outside Fenway Park's Gate B on Van Ness Street.



TED WILLIAMS

The Red Sox honored Hall of Famer Ted Williams with the first statue in the ballpark's history, unveiled on April 16, 2004. An idea originally proposed by Mayor Thomas M. Menino after Williams' passing in 2002, the statue depicts the slugger, standing 8-feet, 6-inches tall, holding a bat and placing his cap on a child with cancer. The statue was moved a few feet down Van Ness St. in 2010, when the Teammates statue was installed.



CARL YASTRZEMSKI

Hall of Famer Carl Yastrzemski was on hand when a statue in his honor was dedicated on September 22, 2013. The statue captures a moment that took place on Sunday, October 2, 1983, when the lifelong Red Sox star tipped his helmet to fans at Fenway Park before the final at-bat of his 23-year career. Yaz retired that day having played the most games that any player had ever played to that point in the history of MLB (3,308).

TEAMMATES

On June 9, 2010, the Red Sox unveiled a statue dedicated to Bobby Doerr, Dom DiMaggio, Johnny Pesky, and Ted Williams. The statue recognizes the remarkable bonds of camaraderie that these four Red Sox legends enjoyed for over half a century, first as teammates, and then as lifelong friends, the story of which was immortalized in David Halberstam's memorable book, *The Teammates – Portrait of a Friendship*.



Beyond Baseball

Football

Fenway Park's first non-baseball sporting event took place on November 28, 1912, when Boston Latin defeated Boston English, 7-6, in Fenway's first high school football game. Football at the high school, collegiate, and professional levels remained a constant at the venue through 1968, then returned in 2015 after a 47-year hiatus when Notre Dame defeated Boston College in the Shamrock Series, 19-16. High school football at Fenway has become an annual November tradition, while the Fenway Bowl—a collegiate Bowl Game featuring teams from the AAC and ACC—made its debut in 2022 (Louisville vs. Cincinnati).



Hockey

The first hockey game at Fenway Park was played on January 1, 2010, when the Boston Bruins defeated the Philadelphia Flyers in overtime, 2-1, in the NHL's Winter Classic. That event paved the way for the inaugural "Frozen Fenway" event in 2010, featuring several men's and women's high school and collegiate games in January. The NHL's Winter Classic returned in January 2023 when the Bruins faced off against the Pittsburgh Penguins, making Fenway the first venue to host the event multiple times.



Music

Fenway Park hosted the Newport Jazz Festival in July 1973, an event that featured Ray Charles and Stevie Wonder. Thirty years later, when Bruce Springsteen and the E Street Band entertained thousands of fans from the Fenway outfield, it began a new era of America's Most Beloved Ballpark hosting some of the biggest music acts in the world (see below).

Other Events

Fenway Park has hosted a number of other sporting events, including lacrosse, boxing, wrestling, and soccer. In recent years, Fenway Sports Group has found new and exciting ways to showcase the ballpark's multi-use possibilities, perhaps none more daring than the 2016 Polartec Big Air, a skiing and snowboarding competition that featured a 140-foot snow ramp that stood taller than the ballpark's light towers. Other events of the past 20 years have included the Irish sport of hurling, the Spartan Race, Red Bull Crashed Ice, and Topgolf. In recent years, Fenway Park has served as an early voting center and as a mass vaccination site.



BANDS/ARTISTS/COMEDIANS TO PERFORM AT FENWAY PARK, 2003-2024

Sir Paul McCartney • Lady Gaga • Bruce Springsteen and the E Street Band • Zac Brown Band • Billy Joel • Dave Matthews Band • Pearl Jam • The Rolling Stones • James Taylor • Bonnie Raitt • P!NK • Jay-Z and Justin Timberlake • Jackson Browne • Foo Fighters • The Who • Jimmy Buffett • The Police • Luke Bryan • Jason Aldean • Joan Jett and the Blackhearts • Pat Benatar & Neil Giraldo • Neil Diamond • Phish • Aerosmith • J. Geils Band • Sheryl Crow • Red Hot Chili Peppers • Macklemore • Lana Del Rey • Hootie & the Blowfish • Noah Kahan • Kane Brown • Foo Fighters • Blink-182 • Post Malone • Tom Petty & the Heartbreakers • Imagine Dragons • Jack White • Dead & Company • Black Eyed Peas • Bill Burr • Jonas Brothers • Maroon 5 • Guns N' Roses • Green Day • Weezer • Poison • Fall Out Boy • Bad Bunny • The Backstreet Boys • Journey and Def Leppard • Mötley Crüe • Kid Rock • Dropkick Murphys • Kane Brown • Florida Georgia Line • Nelly • Chris Lane • Gabby Barrett • Roger Waters performing "The Wall" • Mighty Mighty Bosstones • Willie Nelson • Bleachers • Royal Blood • Boyz II Men • Bell Biv DeVoe • New Kids on the Block • Paula Abdul • Kelsea Ballerini • Teddy Swims • Ashland Craft • Darius Rucker • Drake White and the Big Fire • Mammoth WVH • Mission to Burma • The Interrupters • Restless Road • Thomas Rhett & A Thousand Horses • Fiction Plane • MGMT • Miranda Lambert • Royal & The Serpent • Jenny Dee and the Deelinquents • Jordin Sparks • Street Dogs • Jake Owen • Cody Johnson • Grouplove • Gavin DeGraw • Steve Winwood • Olivia Jean • Muddy Magnolias • Dee Jay Silver • Robert Randolph Band • DJ White Shadow • Mark O'Connor Band • Darrel Scott • Sam Hunt • Jon Pardi • Alessi • King Calaway • Morgan Wallen • DJ Rock • The Monsieus • The Struts • Speedy Ortiz • Dinosaur Jr. • Kings Elliot • Barenaked Ladies • Collective Soul • Edwin McCain • Mt. Joy • James Bay • LOCASH • Raelynn • Ekkstacy Amyl and the Sniffers • Pierce the Veil • Steve Miller Band • The Smashing Pumpkins • Rancid • The Hives • Peter Wolf & the Midnight Travelers • Caroline Jones • Cheap Trick • Peter Wolf • St. Vincent • Thundercat • Lukas Nelson & Promise of the Real • blackbear • Jordan McGraw • Extreme • Classless Act • Four Year Strong • The Pretenders • The Linda Lindas • Glen Hansard • Muscadine Bloodline • Dan Spencer • Ava Max • Bailey Zimmerman • Ernest • HARDY • Parker McCollum • Bring Me the Horizon • DJ KidCutUp

Fenway Park History: 1912-1941

RED SOX BASEBALL AT FENWAY

4.20.1912

Following an April 9 exhibition victory over Harvard and a pair of rainouts, the Red Sox won the first official game at Fenway, beating the New York Highlanders (who'd later become the Yankees) 7-6 in 11 innings. Tris Speaker drove home the game winner in front of 27,000 fans. The Red Sox go on to win 105 regular season games and capture the World Series during their first season at Fenway Park.

4.26.1912

1B Hugh Bradley hit the first home run at Fenway and the first over the left field wall vs. Philadelphia. It was the second and last home run of his Major League career.

FENWAY PARK 1912



9.11.1918

The Red Sox clinched the 1918 World Series with a 2-1, Game Six victory over the Chicago Cubs. This was the last championship-clinching victory won by the Red Sox at Fenway Park until Game 6 of the 2013 Series.

6.12.1916

RHP George Foster threw the first no-hitter by a Red Sox pitcher at Fenway Park, leading the Red Sox to a 2-0 win over the New York Yankees. Fenway Park's first no-hitter was thrown by the Boston Braves' George Davis in a 7-0 victory over Philadelphia on September 9, 1914.

1912

OTHER FENWAY EVENTS

11.28. 1912

Boston Latin defeated Boston English 7-6 in Fenway Park's first high school football game. Two days later, Oak Park (IL) High School beat Everett (MA) High School 32-12 in the National High School Championship Game. Over the next few decades, several high school football games were played at the park.

10.31.1914

Boston College and Norwich University competed in Fenway Park's first college football game with BC winning 28-6. The Eagles used the park as a frequent home venue through the 1950s.

BOSTON UNIVERSITY AT FENWAY PARK



5.23.1915

In memory of American military members killed in the Spanish-American War, a memorial service was held at Fenway Park with 15,000 in attendance. A memorial service was regularly held at the park over the next few decades.

1914

1918

FENWAY PARK CONSTRUCTION

6.24.1911

Representing his family, John Taylor announced their intention to build Fenway Park. Prior to the 1912 season, the Red Sox played their home games at the Huntington Avenue Grounds, now part of the campus of Northeastern University.

FENWAY PARK 1912



9.24.1911

The groundbreaking occurred for the new ballpark.

5.8.1926

In the first Fenway Park fire, the bleachers along the left-field foul line burned down and were not replaced, giving fielders the chance to snare foul flies behind the third base grandstand.

1918

7.3.1932

The Sox were hammered by the Yankees 13-2 in the first Sunday game at Fenway Park. Sunday baseball was approved in Boston three years earlier, but not at Fenway due to its proximity to a church. The Sox played their Sunday games at Braves Field on Commonwealth Avenue until the law was changed. They actually played the first Boston Sunday game, a 7-3 loss to Philadelphia, at Braves Field, April 28, 1929 in front of 22,000 fans.



1932

TED WILLIAMS

11.14.1925

Boston University played its first football game at Fenway Park, a 14-6 victory over Providence College. BU played occasional home games at Fenway Park through the mid-20th century.



1941

1.5.1934

A five-alarm, four-hour blaze, the second Fenway Park fire, virtually destroyed the construction underway by new owner Thomas A. Yawkey to refurbish the park. Following the fire, construction began on a new left-field grandstand, the bleachers, and the new left field wall.

1936

A 23-foot tall screen was installed above the left field wall. The screen would remain until the Green Monster Seats were constructed in 2003.

9.22.1935

The largest crowd to ever see a game at Fenway Park – 47,627 – turned out for a double-header with the Yankees. Crowds of this size will never be equaled under Fenway Park's current dimensions. More stringent fire laws and league rules after World War II prohibited overcrowding that was permitted in the 1930's.

1940

Bullpens were constructed in front of the bleachers replacing the old bullpen areas in the outfield foul territory beyond the dugouts. Tom Yawkey replaced the right field pavilion section he built in 1934 with an extension of the grandstand, reducing the distance to the right field foul pole to 302 feet.

1934

1940

Fenway Park History: 1942-2001

RED SOX BASEBALL AT FENWAY

6.9.1946

Ted Williams hit a monumental 502-foot home run to right field off Detroit right-hander Fred Hutchinson. The ball landed on top of the straw hat of Joseph A. Boucher, a 56-year-old construction engineer from Albany, NY who was sitting in Section 42, Row 37, Seat 21. "The sun was right in our eyes," he said. "All we could do was duck. I'm glad I didn't stand up. They say it bounced a dozen rows higher, but after it hit my head, I was no longer interested." At that time the bleachers were actual bleachers and not individual seats.

1946

7.9.1946

The Red Sox hosted their first All-Star Game at Fenway Park, a 12-0 American League win. Eight Red Sox were on the All-Star team, but Ted Williams stole the show, going 4-for-4 with two homers, a walk, five RBI and four runs scored.

7.31.1961

Fenway Park was the site of the second All-Star Game played in 1961. The game ended in a 1-1 tie, called after nine innings and a 30-minute rain delay.

10.4.1948

The first playoff game in AL history took place at Fenway, and Cleveland rookie left-hander Gene Bearden beat the Red Sox 8-3. Shortstop-Manager Lou Boudreau led the Indians with two homers and two singles. The defeat prevented the only cross-town World Series in Boston history. Cleveland went on to beat the Boston Braves 4-2 in the World Series.

OTHER FENWAY EVENTS

11.4.1944

Just three days before being elected to an unprecedented fourth term in the Oval Office, President Franklin D. Roosevelt delivered the final speech of his political career at Fenway Park before more than 40,000 supporters. Republican presidential nominee Barry Goldwater and Democratic presidential candidate Eugene McCarthy also gave speeches at Fenway Park in 1964 and 1968, respectively.



7.29.1954

Fenway Park's first basketball game took place as the Harlem Globetrotters defeated the George Mikan United States All-Stars, 61-41.

1960

FENWAY PARK CONSTRUCTION

1947

Green paint replaced advertisements covering the left field wall. No more Calvert Owl ("Be wise"), Gem Blades ("Avoid 5 o'clock shadow"), Lifebuoy ("The Red Sox use it") and Vimms ("Get that Vimms feeling").

1976

Fenway Park's first message board in center field was part of a construction project that included a rebuilding of the left field wall as well as a new enclosed press box. Starting in 1976, National League scores were shown only on the new message board. They returned to the left field scoreboard in 2003.

6.13.1947

The Red Sox defeated the White Sox 5-3 in Fenway Park's first night game. The Red Sox were the third-to-last of the 16 Major League clubs to add lights to the playing field.

1947

1976

6.26.1962

Red Sox RHP Earl Wilson no-hit the Los Angeles Angels in a 2-0 Boston win, becoming the first African-American to throw a no-hitter in the American League.



10.21.1975

The first AL World Series night game was played at Fenway Park, and it was a classic. The memorable Game 6, delayed three days by rain, lasted 4:01. The Red Sox tied the game at 6-6 in the last of the eighth on Bernie Carbo's three-run, pinch-hit homer with two outs, taking the win with Carlton Fisk's oft-replayed home run off Pat Darcy leading off the last of the 12th.



10.1.1967

On the final day of the regular season, the "Impossible Dream" Red Sox clinched the American League pennant with a 5-3 victory over Minnesota. The Red Sox would fall in seven games to the St. Louis Cardinals in the World Series.

1967

10.2.1978

After finishing the season with identical records, the Red Sox and New York Yankees played the second playoff game of its kind in American League history at Fenway Park. On the strength of Bucky Dent's three-run, 7th inning homer, the Yankees defeated the Red Sox 5-4 to capture the AL East Division crown.

4.29.1986

RHP Roger Clemens struck out a Major League, single-game record 20 batters in a 3-1 victory over the Seattle Mariners. Clemens earned AL MVP and Cy Young honors, leading the Red Sox to the 1986 World Series where they lost to the New York Mets in seven games.

7.13.1999

The Red Sox hosted their third All-Star Game, a 4-1 AL win. For the first time in history, the All-Star Game was a three-day event featuring a celebrity hitting contest, a Futures game, and a home run derby.

9.8.1963

The AFL's Boston Patriots downed the Oakland Raiders, 20-14, kicking off a six-year stay at Fenway Park. The Boston Shamrocks, Boston Redskins, and Boston Yanks also played professional football games at the park.



7.27-28.1973


The Newport-New England Jazz Festival brought Ray Charles, Stevie Wonder, B.B. King, and many other famous musicians to play at Fenway Park.

7.8.1968

Legendary soccer player Pelé led his Santos FC team to a 7-1 victory over the Boston Beacons. Occasional soccer matches also took place at the park in the 1920s and 1930s.

1978

FENWAY PARK 1975



1988-1989

The 600 Club, a glass-enclosed section of 606 stadium club seats, was added on the roof behind home plate. New broadcast booths and the press box were relocated on top of the 600 Club. In 2002, the club was renamed the .406 Club in honor of the late Ted Williams, who passed away earlier that year.

1982-1983

Private suites were built atop the left and right field stands.

1989


Fenway Park History: 2002-2024

RED SOX BASEBALL AT FENWAY

10.17.2004

With the Red Sox down to their last three outs in the 2004 ALCS, pinch-runner Dave Roberts stole second base off Yankees closer Mariano Rivera and set up a game-tying RBI by third baseman Bill Mueller. The game ended on a David Ortiz walk-off home run in the 12th inning.

DAVE ROBERTS



4.11.2005

The defending champions received their World Series rings prior to the home opener against the Yankees. Led by Johnny Pesky and Carl Yastrzemski, former players who had longed for such a day helped the active players raise the World Championship flag. James Taylor sang "America the Beautiful," the Boston Symphony and Boston Pops played "The Star-Spangled Banner," and wounded soldiers back from war presented the rings. Boston icons Bobby Orr, Bill Russell, Teddy Bruschi and Richard Seymour threw the Ceremonial First Pitches. And, in fitting style, the Red Sox beat the Yankees.

9.1.2007

Clay Buchholz became the first Red Sox rookie to ever pitch a no-hitter, blanking the Baltimore Orioles 10-0.

5.19.2008

Jon Lester threw the first no-hitter of 2008 in a 7-0 win vs. Kansas City. He became the fourth lefty ever to throw a no-hitter at Fenway Park.

4.19.2012

In perhaps the highest-attended event in Fenway Park history, the Red Sox welcomed nearly 55,000 fans to the storied ballpark for a free Open House on the eve of its official centennial.



4.20.2012

Over 200 Red Sox alumni returned to Fenway Park 100 years to the date of the first Red Sox game at the ballpark. This reunion served as a major highlight of the season-long, 100th Anniversary celebration of Fenway Park. The Red Sox and Yankees battled it out in throwback uniforms, a reenactment of the franchise's Fenway opener in 1912.

2007

OTHER FENWAY EVENTS

9.6-7.2003

Bruce Springsteen and the E Street Band performed the first concerts at Fenway Park in three decades, beginning a series of concerts the park has held in recent years. See page 297 for a complete list of concerts at Fenway Park.

2010 WINTER CLASSIC



1.1.2010

On New Year's Day, the NHL's Boston Bruins won the 2010 Winter Classic beating the Philadelphia Flyers in a 2-1 overtime victory.

7.21.2010

42 years after Fenway Park's last soccer match, Celtic F.C. beat Sporting Lisbon, 2-1.

7.25.2012

Soccer fans from around the world turned out for a pre-season friendly at Fenway Park between Liverpool F.C. and A.S. Roma, with Roma ultimately prevailing by a 2-1 score. Roma won again, 1-0, when Fenway Park hosted a rematch on July 23, 2014.

9.17.2008

More than 3,000 new citizens were sworn in as Fenway Park hosted its first naturalization ceremony. The park also hosted a naturalization ceremony in 2010, the largest such ceremony ever held.

2008

FENWAY PARK CONSTRUCTION

INSTALLING GREEN MONSTER SEATS



APRIL 2002

Two rows of "dugout" seats debuted, along with a media interview room, players lounge and expanded family lounge. With these changes, a ten-year cycle of major, annual improvements to Fenway Park began.

2003

Among many additions, Green Monster seats debuted above the left-field wall and Yawkey Way opened to the public after a one-month trial the previous September.

2012

"Fenway Park: A Living Museum," a collection of 100 plaques, historical markers, and displays debuted throughout the ballpark in early 2012, as part of an effort to help educate guests about Fenway's wide-ranging history.

3.25.2005

The Red Sox announced a long-term commitment to remain at Fenway Park, "America's Most Beloved Ballpark," and the oldest park in the Major Leagues. A comprehensive plan for a complete renovation was submitted to the City of Boston Landmarks Commission, the Massachusetts Historic Commission, and the National Park Service.



2015

Fenway Farms opens as a rooftop garden in time for Opening Day in 2015.

2002

2015



10.30.2013

Boston's 6-1 win over St. Louis in Game 6 secured the franchise's eighth World Series title, and third in ten years. It was the Red Sox' first clinching World Series win at Fenway Park since the 1918 team won it all 95 years prior.

4.20.2013

In an emotional day at Fenway Park and throughout the City of Boston, the Red Sox played their first home game following the tragic events at the Boston Marathon five days earlier. An emotional David Ortiz proclaimed during pre-game ceremonies that "This is our...city," and Daniel Nava hit a go-ahead homer in the bottom of the eighth inning, leading the Red Sox to a 4-3 victory over the Royals.



10.10.2016

Boston's season ended with a 4-3 loss to Cleveland in the ALDS, but the largest postseason crowd in Fenway's history (39,530) stayed long after the final out to give David Ortiz a proper sendoff in his final game as a player.



9.30.2018

The Red Sox closed out their 2018 regular season with a 10-2 win over the Yankees. Boston's 108 wins were 3 more than the previous franchise best, established 106 years prior in 1912 (105).

OCTOBER 10-11, 2021

One day after defeating the Rays in Game 3 of the ALDS on a 13th-inning walk-off home run from Christian Vázquez, the Red Sox punched their ticket to the ALCS with another walk-off victory in Game 4, this time on a sacrifice fly from Kiké Hernández in front of an electric Fenway crowd. Boston became only the 2nd team ever to clinch a Post-season series with back-to-back walk-off wins, joining the 1991 Twins.



2013



FALL 2015

Fenway Park donned football goalposts for the first time since 1968, playing host to the Shamrock Series, a 19-16 Notre Dame win over Boston College, as well as Thanksgiving high school games. The same week, Galway defeated Dublin in the first hurling match at Fenway since 1954.

9.1-2.2017

Lady Gaga made her Fenway Park debut as part of her *Joanne World Tour*, becoming the first female to headline a concert at the venue.



WINTER 2020-21

After more than 4,500 people voted early at Fenway Park from Oct. 17-18, 2020, the ball park opened as Boston's first mass vaccination site on 2/1/21.



2.11-12.2016

An incredible 140-foot snow ramp, taller than the light towers, stood as the centerpiece of "Big Air at Fenway," a two-day snowboarding and freeskiering event.

12.17.2022

Scheduled to debut in 2020 but delayed twice due to the COVID-19 pandemic, the 2022 Wasabi Fenway Bowl was the culmination of years of preparation and hard work to bring a collegiate bowl game to 4 Jersey Street. The University of Louisville defeated the University of Cincinnati, 24-7.

2023

2017

The Red Sox made several new improvements for the 2017 season, including the addition of two rows of dugout seats, a new video board on the right-field roof deck, the restoration of Pesky Pole, and a removable bullpen wall that allows Fenway to better adapt to non-baseball events.



2018

The Jim Beam Dugout, a new field-level group seating area situated beyond the Red Sox dugout on the first base line, was built to give fans a view similar to the players by recreating the dugout experience with bats, helmets, and even a giant Gatorade cooler. As part of a new partnership with Samuel Adams, the Official Beer of the Boston Red Sox, the Right Field Roof Deck was refreshed and rebranded as the "Sam Deck."

2022

The Truly Terrace, an 8,800-square foot open air concourse space including a NESN Studio for pre-and post-game shows, was unveiled at the back of the Bleachers. The 521 Overlook also opened, 7,600-square-foot event space located directly above the Truly Terrace that offers sweeping views of Fenway Park and is designed to accommodate a variety of functions. A new, expanded video board that stands approximately 62 feet wide and 16 feet tall was added directly above the 521 Overlook, as well as two new LED boards installed along the fascia between the Truly Terrace and 521 Overlook that each run nearly 50 feet long.



2016

2016

The Aura Pavilion (formerly State Street) level was extended to accommodate 265 new seats in the Right Field Pavilion Reserved and Left Field Pavilion Reserved sections.

JetBlue Park at Fenway South



Sitting within the Fenway South Spring Training and player development complex, JetBlue Park features the same seating bowl geometry and playing field dimensions as Fenway Park in Boston. The ballpark, which opened in 2012, has a total capacity of roughly 11,000 (including standing room and reserved lawn seating), and takes many of its defining characteristics from "America's Most Beloved Ballpark."

One such characteristic is a near replica of the iconic Fenway Park Green Monster wall. The JetBlue Park wall features the similar dimensions and signature paint color of its counterpart up north, but is unique with its 2-level seating area both on top and inside the wall under cover. The wall also features a restored manual scoreboard that served Red Sox fans for almost 3 decades at Fenway Park in Boston starting in 1976. The ballpark also features:

- **Close to 60,000 square feet of rolling canopy shading for the majority of seats, just about 1 ½ acres**
- **Approximately 9,900 fixed seats**
- **8 private suites**
- **378 Green Monster Wall seats on 2 separate levels**
- **A 50,000-square-foot Clubhouse**
- **A 2,400-square-foot Team Store**
- **5 permanent concession stands and numerous portable carts located throughout the concourse**

A street festival environment is recreated on Fenway South Drive. Much like at Fenway Park, the street features specialty concession stands and entertainment, including face painting, magicians, stilt walkers, and other games for children.

While the interior of JetBlue Park pays homage to Fenway Park in Boston, the exterior of the ballpark takes cues from its natural Southwest Florida surroundings. The undulating shade canopy with its canted columns was inspired by the Cypress tree domes that surround the site. In addition to providing shade to the majority of the seating bowl, the canopy serves as one of the LEED certified ballpark's most striking architectural features. Locally manufactured masonry blocks used on parts of the exterior wall feature crushed Florida sea shells from Sanibel beaches. The light colors of the exterior enhance and contrast the deep shadows cast by the bright Florida sun.

JetBlue Park at Fenway South, Continued



JetBlue Park at Fenway South
11500 Fenway South Drive
Fort Myers, FL 33913
Phone: (239) 226-4700

SPRING TRAINING ATTENDANCE HIGHS

Single-Season (Total):
176,320 — 18 dates — 2017

Single-Season (Average):
9,960 — 15 dates — 2016

Single-Game:
10,179 vs. Toronto — March 15, 2018

The Red Sox sold out 145 consecutive home Grapefruit League games, including their last 10 at City of Palms Park, before limiting attendance for their 2021 games at JetBlue Park to 24% of capacity.

SPRING TRAINING SITES

1901	Charlottesville, VA
1902	Augusta, GA
1903-06	Macon, GA
1907-08	Little Rock, AR
1909-10	Hot Springs, AR
1911	Redondo Beach, CA
1912-18	Hot Springs, AR
1919	Tampa, FL
1920-23	Hot Springs, AR
1924	San Antonio, TX
1925-27	New Orleans, LA
1928-29	Bradenton, FL
1930-31	Pensacola, FL
1932	Savannah, GA
1933-42	Sarasota, FL
1943*	Medford, MA
1944*	Baltimore, MD
1945*	Pleasantville, NJ
1946-58	Sarasota, FL
1959-65	Scottsdale, AZ
1966-92	Winter Haven, FL
1993-2011	Fort Myers, FL
2012-present	Lee County, FL

*World War II

RECENT SPRING TRAINING RECORDS

1973: 3-14	1991: 22-11	2009: 19-13
1974: 18-8	1992: 16-13-2	2010: 17-14-1
1975: 1-20	1993: 11-20	2011: 14-19-2
1976: 9-5-1	1994: 15-13-2	2012: 16-11-4
1977: 17-10	1995: 5-7	2013: 17-17-1
1978: 15-11	1996: 12-17	2014: 11-17-2
1979: 15-11	1997: 11-19-1	2015: 17-12-2
1980: 11-9	1998: 20-8	2016: 14-18-1
1981: 15-14	1999: 18-10-2	2017: 18-14-4
1982: 11-16	2000: 11-19	2018: 22-9-1
1983: 9-16	2001: 14-16	2019: 12-17-1
1984: 15-11	2002: 15-15-2	2020: 9-10-2
1985: 12-16-1	2003: 15-14-1	2021: 16-11-1
1986: 12-16	2004: 18-11-1	2022: 11-8
1987: 16-13-1	2005: 13-15-1	2023: 14-14-4
1988: 17-15	2006: 9-20-1	2024: 19-12-3
1989: 12-19-1	2007: 15-12-4	
1990: 9-8-1	2008: 8-13-3	

Annual Standings and Attendance

YEAR	POS	W-L	PCT.	GA/GB	MANAGER	ATTENDANCE
1901	2nd	79-57	.581	4	James J. Collins	289,448
1902	3rd	77-60	.562	6 1/2	James J. Collins	348,567
1903	1st	91-47	.659	14 1/2	James J. Collins	379,338
1904	1st	95-59	.617	1 1/2	James J. Collins	623,295 (led AL)
1905	4th	78-74	.513	16	James J. Collins	466,828
1906	8th	49-105	.318	45 1/2	Collins, Charles S. Stahl	410,209
1907	7th	59-90	.396	32 1/2	G. Huff, B. Unglaub, C. Young, J. McGuire	436,777
1908	5th	75-79	.487	15 1/2	McGuire, Fred Lake	473,048
1909	3rd	88-63	.583	9 1/2	Fred Lake	668,965
1910	4th	81-72	.529	22 1/2	Patrick J. Donovan	584,619
1911	5th	78-75	.510	24	Patrick J. Donovan	503,961
1912	1st	105-47	.691	14	J. Garland (Jake) Stahl	597,096
1913	4th	79-71	.527	15 1/2	Stahl, William F. Carrigan	437,194
1914	2nd	91-62	.595	8 1/2	William F. Carrigan	481,359 (led AL)
1915	1st	101-50	.669	2 1/2	William F. Carrigan	539,885 (led AL)
1916	1st	91-63	.591	2	William F. Carrigan	496,397
1917	2nd	90-62	.592	9	John J. Barry	387,856
1918	1st	75-51	.595	2 1/2	Edward G. Barrow	249,513
1919	6th	66-71	.482	20 1/2	Edward G. Barrow	417,291
1920	5th	72-81	.471	25 1/2	Edward G. Barrow	402,445
1921	5th	75-79	.487	23 1/2	Hugh Duffy	279,273
1922	8th	61-93	.396	33	Hugh Duffy	259,184
1923	8th	61-91	.401	37	Frank L. Chance	229,688
1924	7th	67-87	.435	25	Lee A. Fohl	448,556
1925	8th	47-105	.309	49 1/2	Lee A. Fohl	267,782
1926	8th	46-107	.301	44 1/2	Lee A. Fohl	285,155
1927	8th	51-103	.331	59	William F. Carrigan	305,275
1928	8th	57-96	.373	43 1/2	William F. Carrigan	396,920
1929	8th	58-96	.377	48	William F. Carrigan	394,620
1930	8th	52-102	.338	50	Charles H. Wagner	444,045
1931	6th	62-90	.408	45	John F. (Shano) Collins	350,975
1932	8th	43-111	.279	64	Collins, Martin J. McManus	182,150
1933	7th	63-86	.423	34 1/2	Martin J. McManus	268,715
1934	4th	76-76	.500	24	Stanley R. (Bucky) Harris	610,640
1935	4th	78-75	.510	16	Joseph E. Cronin	558,568
1936	6th	74-80	.481	28 1/2	Joseph E. Cronin	626,895
1937	5th	80-72	.526	21	Joseph E. Cronin	559,659
1938	2nd	88-61	.591	9 1/2	Joseph E. Cronin	646,459
1939	2nd	89-62	.589	17	Joseph E. Cronin	573,070
1940	4th	82-72	.532	8	Joseph E. Cronin	716,234
1941	2nd	84-70	.545	17	Joseph E. Cronin	718,497
1942	2nd	93-59	.612	9	Joseph E. Cronin	730,340
1943	7th	68-84	.447	29	Joseph E. Cronin	358,275
1944	4th	77-77	.500	12	Joseph E. Cronin	506,975
1945	7th	71-83	.461	17 1/2	Joseph E. Cronin	603,794
1946	1st	104-50	.675	12	Joseph E. Cronin	1,416,944
1947	3rd	83-71	.539	14	Joseph E. Cronin	1,427,315
1948	2nd	96-59	.619	1	Joseph V. McCarthy	1,558,798
1949	2nd	96-58	.623	1	Joseph V. McCarthy	1,596,650
1950	3rd	94-60	.610	4	McCarthy, Stephen F. O'Neill	1,344,080
1951	3rd	87-67	.565	11	Stephen F. O'Neill	1,312,282
1952	6th	76-78	.494	19	Louis Boudreau	1,115,750
1953	4th	84-69	.549	16	Louis Boudreau	1,026,133
1954	4th	69-85	.448	42	Louis Boudreau	931,127
1955	4th	84-70	.545	12	Michael F. Higgins	1,203,200
1956	4th	84-70	.545	13	Michael F. Higgins	1,137,158
1957	3rd	82-72	.532	16	Michael F. Higgins	1,181,087
1958	3rd	79-75	.513	13	Michael F. Higgins	1,077,047
1959	5th	75-79	.487	19	Higgins, R. York, William F. Jurgens	984,102
1960	7th	65-89	.422	32	Jurgens, Higgins, Del Baker	1,129,866
1961	6th	76-86	.469	33	Michael F. Higgins	850,589
1962	8th	76-84	.475	19	Michael F. Higgins	733,080
1963	7th	76-85	.472	28	John M. Pesky	942,642
1964	8th	72-90	.444	27	Pesky, William J. Herman	883,276
1965	9th	62-100	.383	40	William J. Herman	652,201
1966	9th	72-90	.444	26	Herman, James E. (Pete) Runnels	811,172
1967	1st	92-70	.568	1	Richard H. Williams	1,727,832 (led AL)
1968	4th	86-76	.531	17	Richard H. Williams	1,940,788
1969	3rd	87-75	.537	22	Williams, Edward J. Popowski	1,833,246 (led AL)

Annual Standings and Attendance, Continued

YEAR	POS	W-L	PCT.	GA/GB	MANAGER	ATTENDANCE
1970	3rd	87-75	.537	21	Edward M. Kasko	1,595,278 (led AL)
1971	3rd	85-77	.525	18	Edward M. Kasko	1,678,732 (led AL)
1972	2nd	85-70	.548	1/2	Edward M. Kasko	1,441,718
1973	2nd	89-73	.549	8	Edward M. Kasko	1,481,002
1974	3rd	84-78	.519	7	Darrell D. Johnson	1,566,411 (led AL)
1975	1st^	95-65	.594	4 1/2	Darrell D. Johnson	1,748,587 (led AL)
1976	3rd	83-79	.512	15 1/2	Johnson, Donald W. Zimmer	1,895,846
1977	T2nd	97-64	.602	2 1/2	Donald W. Zimmer	2,074,549
1978	2nd	99-64	.607	1	Donald W. Zimmer	2,320,643
1979	3rd	91-69	.569	11 1/2	Donald W. Zimmer	2,353,114
1980	4th	83-77	.519	19	Zimmer, John M. Pesky	1,956,092
1981	5th	59-49	.546	2 1/2†	Ralph G. Houk	1,060,379
	T2nd	29-23	.558	1 1/2	(2nd half)	-
	5th	30-26	.536	4	(1st half)	-
1982	3rd	89-73	.549	6	Ralph G. Houk	1,950,124
1983	6th	78-84	.481	20	Ralph G. Houk	1,782,285
1984	4th	86-76	.531	18	Ralph G. Houk	1,661,618
1985	5th	81-81	.500	18 1/2	John F. McNamara	1,786,633
1986	1st^	95-66	.590	5 1/2	John F. McNamara	2,147,641
1987	5th	78-84	.481	20	John F. McNamara	2,231,551
1988	1st	89-73	.549	1	McNamara, Jos. M. Morgan	2,464,851
1989	3rd	83-79	.512	6	Joseph M. Morgan	2,510,012
1990	1st	88-74	.543	2	Joseph M. Morgan	2,528,986
1991	T2nd	84-78	.519	7	Joseph M. Morgan	2,562,435
1992	7th	73-89	.451	23	Clell L. Hobson	2,468,574
1993	5th	80-82	.494	15	Clell L. Hobson	2,422,021
1994	4th	54-61	.470	17	Clell L. Hobson	1,775,818
1995	1st	86-58	.597	7	Kevin C. Kennedy	2,164,410
1996	3rd	85-77	.525	7	Kevin C. Kennedy	2,315,231
1997	4th	78-84	.481	20	James F. Williams	2,226,136
1998	2nd	92-70	.568	22	James F. Williams	2,343,947
1999	2nd*	94-68	.580	4	James F. Williams	2,446,162
2000	2nd	85-77	.525	2 1/2	James F. Williams	2,586,024
2001	2nd	82-79	.509	13 1/2	Williams, Joseph T. Kerrigan	2,625,333
2002	2nd	93-69	.574	10 1/2	William G. Little	2,650,063
2003	2nd*	95-67	.586	6	William G. Little	2,724,162
2004	2nd	98-64	.605	3	Terry J. Francona	2,837,304
2005	T1st	95-67	.586	15	Terry J. Francona	2,847,888
2006	3rd	86-76	.531	11	Terry J. Francona	2,930,588
2007	1st	96-66	.593	2	Terry J. Francona	2,971,025
2008	2nd*	95-67	.586	2	Terry J. Francona	3,048,248
2009	2nd	95-67	.586	8	Terry J. Francona	3,062,699
2010	3rd	89-73	.549	7	Terry J. Francona	3,046,444
2011	3rd	90-72	.556	7	Terry J. Francona	3,054,001
2012	5th	69-93	.426	26	Robert J. Valentine	3,043,003
2013	1st	97-65	.599	5 1/2	John E. Farrell	2,833,333
2014	5th	71-91	.438	25	John E. Farrell	2,956,089
2015	5th	78-84	.497	15 1/2	John E. Farrell	2,880,694
2016	1st	93-69	.574	4	John E. Farrell	2,955,434
2017	1st	93-69	.574	2	John E. Farrell	2,917,678
2018	1st	108-54	.667	8	J. Alexander Cora	2,895,575
2019	3rd	84-78	.519	19	J. Alexander Cora	2,924,627
2020	5th	24-36	.400	16	Ronald J. Roenicke	N/A
2021	T2nd*	92-70	.568	8	J. Alexander Cora	1,725,323
2022	5th	78-84	.481	21	J. Alexander Cora	2,625,089
2023	5th	78-84	.481	23	J. Alexander Cora	2,672,130
2024	3rd	81-81	.500	13	J. Alexander Cora	2,659,949
TOTALS		9,955-9,263	.518			

Bold-Played in Postseason *Won Div. Series ^Won ALCS **Bold Red**-Won World Series

Attendance Records

10 Largest Crowds Since 1967

Due to ballpark expansion since 2002, the seating capacity of Fenway Park has increased. Since 1967, the top 10 paid regular season attendances are:

ATTENDANCE	DATE	OPPONENT	RESULT
38,540	9/18/2013	Baltimore	L3-5 (12)
38,525	8/16/2011 (G1)	Tampa Bay	W3-1
38,477	8/4/2011	Cleveland	L3-7
38,422	6/21/2011	San Diego	L4-5
38,416	8/7/2012	Texas	L3-6
38,413	7/19/2012	Chicago (AL)	W3-1
38,378	7/26/2016	Detroit	L8-9
38,347	5/21/2009	Toronto	W5-1
38,334	7/16/2012	Chicago (AL)	W5-1
38,329	7/27/2011	Kansas City	W12-5

All-Time Record Crowds

47,627	9/22/1935 (DH) vs. NYY
46,995	8/19/1934 (DH) vs. DET
46,766	8/12/1934 (DH) vs. NYY

Postseason Single-Game Record

39,530	10/10/2016 vs. CLE (ALDS G3 - night)
--------	--------------------------------------

Night Game Record

38,477	8/4/2011 vs. CLE
--------	------------------

Opening Day Record

37,440	4/4/2010 vs. NYY (night)
--------	--------------------------

The Red Sox sold out 794 consecutive regular season games from 5/15/03-4/8/13, the longest regular season sellout streak in Major League sports history.

Crowds of 60,000 on the Road

There are 22 known regular season games and 3 postseason games that the Red Sox have played before a paid attendance of at least 60,000.

Single-Game Highs

ATTENDANCE	DATE	OPP.
75,997	8/26/1951	at CLE
74,747	5/16/1947	at NYY (n)
73,982	8/28/1949	at CLE
69,755	8/26/1948	at NYY
69,551	10/1/1949	at NYY

Doubleheader Highs

ATTENDANCE	DATE	OPP.
81,841	5/30/1938	at NYY
73,728	5/30/1950	at NYY
73,599	7/17/1949	at CLE
71,513	7/30/1950	at CLE

Most Recent (Since 1986)

ATTENDANCE	DATE	OPP.
65,813	4/11/1992	at CLE
61,068	9/1/2003	at PHI
60,960	6/22/2003	at PHI

Postseason

ATTENDANCE	DATE	OPP.
64,223	10/12/1986	at CAL (ALCS)
64,223	10/11/1986	at CAL (ALCS)
64,206	10/10/1986	at CAL (ALCS)

Top 5 AL Attendance Ranks Since 2002

2002	2006	2010	2014	2018	2022
SEA 3,540,658	NYN 4,243,780	NYN 3,765,807	NYN 3,401,624	NYN 3,482,855	NYN 3,136,207
NYN 3,465,807	LAA 3,406,790	LAA 3,250,756	LAA 3,095,935	LAA 3,020,216	HOU 2,688,998
BAL 2,682,917	CWS 2,957,411	MIN 3,223,640	BOS 2,956,089	HOU 2,980,549	TOR 2,653,830
BOS 2,650,063	BOS 2,930,588	BOS 3,046,444	DET 2,917,209	BOS 2,895,575	BOS 2,625,089
CLE 2,616,940	DET 2,595,937	TEX 2,505,171	TEX 2,718,733	TOR 2,325,281	LAA 2,457,461
2003	2007	2011	2015	2019	2023
NYN 3,465,585	NYN 4,271,083	NYN 3,653,680	NYN 3,193,795	NYN 3,304,404	NYN 3,269,016
SEA 3,268,864	LAA 3,365,632	MIN 3,168,107	LAA 3,012,765	LAA 3,019,012	HOU 3,052,347
ANA 3,061,090	DET 3,047,139	LAA 3,166,321	BOS 2,880,694	BOS 2,924,627	TOR 3,021,904
BOS 2,724,162	BOS 2,971,025	BOS 3,054,001	TOR 2,794,891	HOU 2,857,367	SEA 2,690,418
BAL 2,454,523	CWS 2,684,395	TEX 2,946,949	DET 2,726,048	MIN 2,294,152	BOS 2,672,130
2004	2008	2012	2016	2020	2024
NYN 3,775,292	NYN 4,287,132	NYN 3,542,406	TOR 3,392,099	No attendance	NYN 3,309,838
ANA 3,375,677	LAA 3,336,747	TEX 3,460,280	NYN 3,063,405	due to the	HOU 2,835,234
SEA 2,940,731	DET 3,202,645	LAA 3,061,770	LAA 3,016,142	COVID-19	TOR 2,681,236
BOS 2,837,304	BOS 3,048,248	BOS 3,043,003	BOS 2,955,434	pandemic.	BOS 2,659,949
BAL 2,747,573	CWS 2,500,648	DET 3,028,033	TEX 2,710,402		TEX 2,651,553
2005	2009	2013	2017	2021	The top 10 single-season attendance figures at Fenway Park were reached under the current ownership group.
NYN 4,090,692	NYN 3,674,495	NYN 3,279,589	TOR 3,203,886	TEX 2,110,258	
LAA 3,404,686	LAA 3,240,374	TEX 3,178,273	NYN 3,146,966	HOU 2,068,509	
BOS 2,847,888	BOS 3,062,699	DET 3,083,397	LAA 3,019,583	NYN 1,959,854	
SEA 2,725,549	DET 2,567,193	LAA 3,019,505	BOS 2,917,678	BOS 1,725,323	
BAL 2,624,740	MIN 2,416,237	BOS 2,833,333	TEX 2,507,760	CWS 1,596,385	

Milestone Victories

VICTORY	DATE	OPPONENT	SCORE	WINNING PITCHER
1	4/30/1901	at Philadelphia	8-6 (10)	Cy Young
100	6/5/1902	at Cleveland	3-2	Cy Young
500	7/21/1907	at Chicago-G1	3-0	George Winter
1,000	7/29/1913	vs. Chicago-G1	2-0	Rube Foster
2,000	7/19/1927	at Cleveland-G2	6-5	Slim Harriss
3,000	9/1/1941	vs. Washington-G2	10-2	Joe Dobson
4,000	7/5/1953	at Philadelphia	10-2	Mel Parnell
5,000	8/27/1966	at Baltimore	3-2	Jim Lonborg
6,000	5/6/1978	vs. Chicago	6-4	Bob Stanley
7,000	4/14/1990	vs. Milwaukee	4-3	Roger Clemens
8,000	5/8/2002	at Oakland	12-6	John Burkett
9,000	5/10/2013	vs. Toronto	5-0	Jon Lester

Best Win-Loss Records

Overall				Home				Road			
Year	W	L	Pct.	Year	W	L	Pct.	Year	W	L	Pct.
1912	105	47	.691	1946	61	16	.792	1912	48	27	.640
1946	104	50	.675	1949	61	16	.792	2002	51	30	.630
1915	101	50	.669	1912	57	20	.740	2018	51	30	.630
2018	108	54	.667	1915	55	20	.733	1904	46	29	.613
1903	91	47	.659	1978	59	23	.720	1995	44	28	.611
1949	96	58	.623	1950	55	22	.714	1939	47	30	.610
1948	96	59	.619	1903	49	20	.710	1903	42	27	.609
1904	95	59	.617	1901	49	20	.710	1917	45	29	.608
1942	93	59	.612	1948	55	23	.705	1975	48	31	.608
1950	94	60	.610	2018	57	24	.704	1915	46	30	.605

Winningest Months

20-Win Months

W-L	MONTH	W-L	MONTH	W-L	MONTH	W-L	MONTH	W-L	MONTH
25-9	July 1948	22-9	Aug. 1996	21-9	July 1988	20-7	Aug. 1980	20-9	June 1955
24-6	Aug. 1950	22-10	July 1915	21-9	Sept. 1914	20-7	Sept. 1915	20-9	July 1918
23-7	Aug. 1995	22-11	July 1975	21-9	July 1912	20-7	Aug. 1912	20-10	July 1946
23-7	May 1978	21-6	May 1946	21-11	Aug. 1946	20-8	May 2007	20-10	July 1916
23-8	Aug. 1949	21-6	Aug. 1915	21-13	June 1961	20-8	May 2002	20-12	July 1972
23-9	Aug. 1942	21-7	Aug. 2004	20-5	June 1901	20-8	May 1999	20-15	Aug. 1967
23-10	July 1939	21-7	May 1986	20-6	June 2022	20-8	June 1979		
23-10	July 1910	21-8	July 1955	20-6	July 2011	20-9	June 1990		
22-8	Sept. 1977	21-8	June 1912	20-7	July 1993	20-9	Sept. 1972		

Best Monthly Records

MOST WINS

March (2-1, 2018); April (19-6, 2018); May (23-7, 1978); June (21-8, 1912; 21-13, 1961); July (25-9, 1948); August (24-6, 1950); September (22-8, 1977); October (8-2, 1904)

BEST WINNING PERCENTAGE

March (.667, 2-1, 2018); April (.846, 11-2, 1918); May (.778, 21-6, 1946); June (.800, 20-5, 1901); July (.769, 20-6, 2011); August (.800, 24-6, 1950); September (.792, 19-5, 1949); October (1.000, 7-0, 1905)

NOTE: There have been 12 other years in which the Red Sox were undefeated in October with fewer than 7 wins.

Largest Win-Loss Margins

Wins

DATE	OPP.	SCORE	RUNS
6/8/1950	vs. STL	29-4	+25
9/27/1940	vs. WAS	24-4	+20
6/18/1953	vs. DET	23-3	+20
6/24/1949	vs. STL	21-2	+19
4/30/1950 (G1)	vs. PHA	19-0	+19
8/21/1986	at CLE	24-5	+19
7/11/1954 (G1)	at PHA	18-0	+18
7/23/2002 (G1)	vs. TB	22-4	+18
4/24/1906	at WAS	19-2	+17
6/27/2003	vs. FLA	25-8	+17
4/27/2024	vs. CHC	17-0	+17

Losses

DATE	OPP.	SCORE	RUNS
7/7/1923 (G1)	at CLE	3-27	-24
7/22/2022	vs. TOR	5-28	-23
6/19/2000	vs. NYY	1-22	-21
9/28/1923	vs. NYY	4-24	-20
5/18/1955	vs. CLE	0-19	-19
5/20/1994	at MIN	2-21	-19
7/2/2016	vs. LAA	2-21	-19
5/1/1929	vs. PHA	6-24	-18
6/20/1980	vs. CAL	2-20	-18
4/16/1990	vs. MIL	0-18	-18

20-Run Games

SCORE	DATE	OPP.	WINNER	SCORE	DATE	OPP.	WINNER
29-4	6/8/1950	vs. STL	Chuck Stobbs	22-14	6/29/1950	at PHA	Al Papai
25-8	6/27/2003	vs. FLA	Byung-Hyun Kim	21-11	8/30/1970 (G1)	at CWS	Ken Brett
24-5	8/21/1986	at CLE	Oil Can Boyd	21-2	6/24/1949	vs. STL	Ellis Kinder
24-4	9/27/1940	vs. WAS	Fritz Ostermueller	21-8	5/29/1912 (G1)	vs. WAS	Joe Wood
23-7	10/10/1999*	vs. CLE	Rich Garces	20-8	8/11/2021	vs. TB	Nathan Eovaldi
23-3	6/18/1953	vs. DET	Ellis Kinder	20-4	9/4/2013	vs. DET	Ryan Dempster
23-12	5/2/1901	at PHA	Ted Lewis	20-6	9/6/1975	at MIL	Roger Moret
22-10	8/15/2015	vs. SEA	Wade Miley	20-10	5/31/1954 (G1)	vs. PHA	Tom Herrin
22-4	7/23/2002 (G1)	vs. TB	Tim Wakefield	20-4	6/7/1950	vs. STL	Joe Dobson
22-11	4/12/1994	at KC	Danny Darwin				

* ALDS G4

20-Run Games by Red Sox Opponents

SCORE	DATE	OPP.	LOSER	SCORE	DATE	OPP.	LOSER
20-7	7/24/2024	at COL	Nick Pivetta	21-2	5/20/1994	at MIN	Joe Hesketh
28-5	7/22/2022	vs. TOR	Nathan Eovaldi	21-7	6/14/1969	vs. OAK	Ray Jarvis
27-3	7/7/1923 (G1)	at CLE	Curt Fullerton	21-7	6/26/1960 (G2)	at CWS	Tom Borland
24-6	5/1/1929	vs. PHA	Milt Gaston	20-2	8/31/2012	at OAK	Aaron Cook
24-4	9/28/1923	vs. NYY	Howard Ehmke	20-11	8/21/2009	vs. NYY	Brad Penny
22-1	6/19/2000	vs. NYY	Brian Rose	20-2	6/20/1980	vs. CAL	Steve Renko
22-13	5/31/1970	vs. CWS	Gary Peters	20-8	7/7/1928 (G1)	vs. DET	Slim Harriss
22-9	7/8/1902	vs. PHA	George Prentiss				
21-2	7/2/2016	vs. LAA	Clay Buchholz				

10-Run Innings

R	GAME	INN.	R	GAME	INN.	R	GAME	INN.
17	6/18/1953 vs. DET	7	11	8/29/2018 vs. MIA	7	10	5/7/2017 at MIN	9
14	6/27/2003 vs. FLA	1	11	6/26/1999 vs. CWS	1	10	6/20/2011 vs. SD	7
14	7/4/1948 vs. PHI	7	11	5/31/1998 at NYY	3	10	8/12/2008 vs. TEX	1
12	5/7/2009 vs. CLE	6	11	6/8/1977 vs. BAL	2	10	7/23/2002 vs. TB-G1	3
12	8/21/1986 at CLE	6	11	6/23/1952 at DET	4	10	6/21/1994 at TOR	1
12	8/10/1965 vs. BAL-G1	5	11	7/14/1950 vs. CWS	3	10	7/30/1991 vs. TEX	3
12	5/4/1962 vs. CWS	5	11	4/30/1950 vs. PHI	4	10	8/26/1957 at KC	7
12	8/4/1945 at WSH-G2	4	11	8/25/1940 vs. STL	6	10	7/26/1949 vs. CWS	8
12	7/25/1936 at DET	5	11	7/5/1936 vs. PHI-G1	2	10	9/27/1940 vs. WSH	4
12	5/6/1934 vs. DET	4	11	8/13/1933 vs. PHI	1	10	9/21/1937 vs. DET	5
			11	5/12/1928 vs. STL	3	10	7/11/1929 at DET	6
						10	4/19/1924 vs. PHI	2
						10	5/2/1901 at PHI	3

Team Streaks

Longest Red Sox Single-Season Winning Streaks

STREAK	DATES	STREAK	DATES	STREAK	DATES
15 games	4/25/1946-5/10/1946	11 games	9/15/2016-9/25/2016	10 games	7/2/2018-7/12/2018
13 games	7/18/1948-7/27/1948		4/15/2009-4/27/2009		8/24/2004-9/3/2004
12 games	6/16/2006-6/29/2006		8/30/1986-9/10/1986		7/16/1993-7/25/1993
	8/3/1995-8/14/1995		7/28/1977-8/10/1977		8/24/1990-9/2/1990
	7/15/1988-7/25/1988		8/15/1950-8/25/1950		7/7/1975-7/19/1975
	5/29/1946-6/11/1946*		9/13/1949-9/27/1949		7/14/1967-7/23/1967
	7/4/1939-7/16/1939		8/4/1909-8/18/1909		5/21/1951-5/30/1951
	7/28/1937-8/8/1937*		5/28/1903-6/8/1903		5/20/1917-5/31/1917*
					8/28/1912-9/6/1912

* plus 1 tie game within the streak

Longest Red Sox Single-Season Losing Streaks

STREAK	DATES	STREAK	DATES	STREAK	DATES
20 games	5/1/1906-5/24/1906	14 games	5/17/1930-5/31/1930	10 games	5/15/2014-5/25/2014
17 games	8/20/1926-9/7/1926	11 games	6/8/1994-6/19/1994		4/29/1976-5/11/1976
16 games	9/12/1907-10/2/1907**		7/31/1932-8/10/1932		5/14/1960-5/24/1960
15 games	6/21/1927-7/4/1927		7/25/1930-8/3/1930		9/17/1944-9/26/1944
					8/12/1927-8/24/1927

** plus 2 tie games within the streak

Longest Games by Innings

INN.	GAME	SCORE	INN.	GAME	SCORE	INN.	GAME	SCORE
24	9/1/1906 vs. PHA	1-4	19	4/10/2015 at NYY	6-5	18*	10/26/2018 at LAD	2-3
20	9/3-4/1981 vs. SEA	7-8	19	8/9/2014 at LAA	4-5	18	8/25/2001 at TEX	7-8
20	7/27/1969 at SEA	5-3	19	7/9/2006 at CWS	5-6	18	6/5/2001 vs. DET	4-3
20	8/29/1967 at NYY-G2	3-4	19	8/1/2000 at SEA	4-5	18	8/25/1968 at BAL	2-3
20	7/4/1905 vs. PHA	2-4	19	4/11/1992 at CLE	7-5	18	4/16/1967 at NYY	6-7
19	9/5/2017 vs. TOR	3-2	19	7/13/1951 at CWS	4-5	18	9/5/1927 vs. NYY-G1	12-11

* Longest game by innings in World Series history

Suspended Games and Doubleheaders

Suspended Games Since 1970

DATE	OPP.	SUSP.	TIME	SCORE	REASON	RESUMED	RESULT	INN.
6/26/2024	vs. TOR	2	9:18 p.m.	0-0	Rain	8/26	L 1-4	9
7/21/2023	vs. NYM	4 1/2	10:13 p.m.	3-4	Rain	7/22	L 4-5	9
8/7/2019	vs. KC	9 1/2	12:36 a.m.	4-4	Rain	8/22	W 5-4	10
4/16/2010	vs. TB	8 1/2	11:24 p.m.	1-1	Rain	4/17	L 1-3	12
5/3/1996	vs. TOR	6	1:06 a.m.	6-1	Curfew	5/4	W 8-7	9
7/27/1994	at NYY	8 1/2	11:22 p.m.	3-3	Rain	7/28	L 3-4	11
4/28/1989	at TEX	10	1:21 a.m.	6-6	Curfew	4/29	L 6-7	12
9/3/1981	vs. SEA	19	1:16 a.m.	7-7	Curfew	9/4	L 7-8	20
5/4/1981	at KC	10	1:12 a.m.	5-5	Curfew	5/5	W 8-7	12
8/2/1978	at NYY	14	1:16 a.m.	5-5	Curfew	8/3	W 7-5	17

Doubleheaders at Home

LAST, single admission	9/21/1998 vs. TB
LAST, originally scheduled single admission ..	8/30/1978 vs. TOR
LAST, day/night	9/22/2024 vs. MIN
LAST SWEEP	6/18/2023 vs. NYY
LAST TIME SWEPT	9/12/2023 vs. NYY

Doubleheaders on the Road

LAST, single admission	4/14/2021 at MIN
LAST, originally scheduled single admission ...	7/27/1984 at DET
LAST, day/night	8/17/2021 at NYY
LAST SWEEP	4/14/2021 at MIN
LAST TIME SWEPT	8/17/2021 at NYY

Club
Records

Club Season Records

+ML record (since 1900) ++tied for ML record *AL record **tied for AL record

General

MOST PLAYERS	57 in 2024
MOST PLAYERS, making first appearance for Boston	41 in 1995
FEWEST PLAYERS	18+ in 1904
MOST PITCHERS	37 in 2021
MOST GAMES	163 in 1985; 1978; 1961
MOST GAMES, ahead during a season	16.5, 9/4-6/1946; 9/14-15/1912
MOST EXTRA-INNING GAMES	31+ in 1943 (15-14-2)
MOST ONE-RUN GAMES	59 in 1961 (32-27) and 1943 (29-30)
FEWEST ONE-RUN GAMES	28 in 1901 (14-14)/13 in 2020 (4-9; 60-game season)
MOST GAMES WON, by one run	35 in 1953 (lost 16)
FEWEST GAMES WON, by one run	13 in 2002 (lost 23) and 1989 (lost 25)/4 in 2020 (lost 9; 60-game season)
MOST GAMES LOST, by one run	36 in 1930 (won 17)
FEWEST GAMES LOST, by one run	10 in 1986 (won 24)/9 in 2020 (won 4; 60-game season)
HIGHEST WINNING PERCENTAGE691 in 1912 (105-47)
MOST GAMES WON	108 in 2018
MOST CONSECUTIVE GAMES WON, start of season	6 in 1918
MOST CONSECUTIVE GAMES WON, season	15 in 1946
MOST CONSECUTIVE GAMES WON, home	24* in 1988
MOST CONSECUTIVE GAMES WON, road	15 in 1939
MOST CONSECUTIVE GAMES WON, following All-Star Break	12 in 1988
MOST CONSECUTIVE GAMES WON, end of season	8 in 1905
MOST CONSECUTIVE GAMES WON, extra innings	9 in 2017-18; 1937-38
LOWEST WINNING PERCENTAGE279 in 1932 (43-111)
MOST GAMES LOST	111 in 1932
MOST CONSECUTIVE GAMES LOST, start of season	8 in 1945
MOST CONSECUTIVE GAMES LOST, season	20 in 1906
MOST CONSECUTIVE GAMES LOST, home	19 in 1906
MOST CONSECUTIVE GAMES LOST, road	18 in 1932
MOST CONSECUTIVE GAMES LOST, following All-Star Break	7 in 2015
MOST CONSECUTIVE GAMES LOST, end of season	9 in 1951
MOST SHUTOUTS WON	26 in 1918
MOST SHUTOUTS LOST	28 in 1906
MOST 1-0 GAMES WON	8 in 1918 (lost 11)
MOST 1-0 GAMES LOST	7 in 1914 (won 21); 1909 (won 23)
TIMES FINISHED, first	19
TIMES FINISHED, second	24
TIMES FINISHED, last	17

Club Batting Records

+ML record (since 1900) ++tied for ML record *AL record **tied for AL record

Single Season

MOST CONSECUTIVE DAYS IN FIRST PLACE	166, 2007
MOST AT-BATS	5,781+ in 1997 (162 games)
MOST RUNS	1,027 in 1950 (154 games)
FEWEST RUNS	463 in 1906 (155 games)/292 in 2020 (60 games)
MOST 20-RUN GAMES	3+, 1950
MOST RUNS, TWO CONSECUTIVE GAMES	49+, vs. STL, 6/7-8/1950
MOST RUNS, THREE CONSECUTIVE GAMES	56+, vs. STL, 6/7-9/1950
MOST RUNS, FOUR CONSECUTIVE GAMES	65+, 6/5-8/1950
MOST CONSECUTIVE GAMES, 10 OR MORE RUNS	4, 5/9-12/2016; 8/24-26/2007; 6/2-5/1950; 6/20-22/1912; 6/14-17/1901
MOST HITS	1,684 in 1997 (162 games); 1,665 in 1950 (154 games)
FEWEST HITS	552 in 2020 (60 games); 990 in 1918 (126 games); 1,179 in 1905 (153 games)
MOST SINGLES	1,156 in 1950 (154 games)
MOST DOUBLES	373 in 2004 (162 games) and 1997 (162 games)
MOST TRIPLES	113* in 1903 (141 games)
MOST HOME RUNS	245 in 2019 (162 games)

Club Batting Records, Continued

MOST EXTRA-BASE HITS	649+ in 2003 (162 games)
MOST SACRIFICE FLIES	64 in 2003 (162 games)
MOST STOLEN BASES	215 in 1909 (152 games)
BEST STOLEN BASE PERCENTAGE	86.6* in 2013 (123 SB/19 CS)
LEAST CAUGHT STEALING	9 in 2020 (40 attempts)/12 in 2005 (57 attempts)
MOST WALKS	835+ in 1949 (155 games)
MOST STRIKEOUTS	1,570 in 2024 (162 games)
FEWEST STRIKEOUTS	281*, 1901 (138 games)
MOST HIT BY PITCHER	77 in 1909 (152 games)
FEWEST HIT BY PITCHER	10 in 1940 (154 games)
HIGHEST BATTING AVERAGE302 in 1950 (154 games)
LOWEST BATTING AVERAGE234 in 1905 (153 games)
HIGHEST SLUGGING PERCENTAGE491 in 2003 (162 games)
LOWEST SLUGGING PERCENTAGE292 in 1907 (155 games)
MOST GROUNDED INTO DOUBLE PLAY	174+ in 1990 (162 games)
FEWEST GROUNDED INTO DOUBLE PLAY	51 in 2020 (60 games); 87 in 1994 (115 games); 94 in 1942 (152 games)
MOST .300 HITTERS (AL qualifiers)	6 in 1938
MOST TIMES SHUT OUT	28 in 1906
FEWEST TIMES SHUT OUT	1 in 1995; 1 in 2020 (60 games)

Single Game

LONGEST 9-INNING GAME, by time	4:45+, 8/18/2006 (G2) vs. NYY
LONGEST GAME, by time	6:49 (19 inn.), 4/10/2015 at NYY
MOST RUNS	BOS 29, STL 4, 6/8/1950
MOST RUNS, both clubs	36*, BOS (19) vs. TEX (17), 8/12/2008; BOS (22) at PHA (14), 6/29/1950
MOST RUNS, shutout	BOS 19, PHA 0, 4/30/1950
LARGEST DEFICIT OVERCOME TO WIN	11, 8/28/1950 vs. CLE, down 12-1, won 15-14
MOST SPECTACULAR RALLY TO WIN	down 12-5, one on and one out in 9th, 6/18/1961 (G1) vs. WAS, won 13-12
MOST RUNS, first inning	14**, 6/27/2003 vs. FLA, won 25-8
MOST RUNS, before first out in first inning	10+, 6/27/2003 vs. FLA
MOST HITS	28, 6/27/2003 vs. FLA; 6/8/1950 vs. STL
MOST HITS, both clubs	45*, PHA 27, BOS 18, 7/8/1902
MOST HITS IN CONSECUTIVE AT-BATS	12+, 8/29/2018 vs. MIA (7th)
MOST DOUBLES	12**, 7/29/1990 at DET
MOST RUNNERS LOB, 9 innings	19, 5/2/1971 vs. MIN-G2, won 9-8
MOST RUNNERS LOB, extra innings	22, 8/22/1951 at STL (13 inn.), won 3-1
MOST RUNNERS LOB, 9-inning shutout	14, 5/16/1988 vs. OAK (L, 3-0); 5/2/1988 vs. KC (L, 2-0)
MOST STOLEN BASES	9, 6/16/2024 vs. NYY
MOST EXTRA-BASE HITS	17+, 6/8/1950 vs. STL
MOST PINCH HITS	4, 9/8/1995 at NYY; 6/23/1954 at BAL
MOST STRIKEOUTS, 9 innings	19, 8/12/1974 at CAL
MOST WALKS, 9 innings	15, 5/7/1992 at CWS, (L, 6-7); 6/16/1961 vs. WAS, (W, 14-9); 7/7/1949 at WAS (W, 8-4); 5/18/1946 at STL (W, 18-8); 4/29/1924 at WAS (W, 15-6)
MOST WALKS, extra innings	18, 9/17/1920 at DET (12 inn.), lost 14-13
MOST BATTERS WALKED, none scored	13, 5/18/1986 vs. TEX
MOST GROUNDED INTO DOUBLE PLAYS, 9 innings	6*, 7/18/1990 vs. MIN; 4/13/1984 vs. DET; 5/1/1966, vs. CAL-G1
MOST PLAYERS USED IN 9-INNING GAME, both clubs	46+, 10/2/2005 vs. NYY (NYY 24, BOS 22)

Single Inning

MOST PLATE APPEARANCES	23+, 6/18/1953 vs. DET (7th)
MOST RUNS	17*, 6/18/1953 vs. DET (7th)
MOST RUNS, none out	12+++, 5/7/2009 vs. CLE (6th)
MOST RUNS, with 2 out	11, 8/21/1986 at CLE (6th)
MOST RUNS, with 2 out, none on	9, 6/2/1901 vs. MIL (9th)
MOST RUNS, extra inning	9, 7/8/1973 at CWS-G2 (10th)
MOST HITS	14*, 6/18/1953 vs. DET (7th)
MOST HITS IN CONSECUTIVE AT-BATS	12+++, 8/29/2018 vs. MIA (7th)
MOST BATTERS REACHING BASE	20+, 6/18/1953 vs. DET (7th)
MOST BATTERS REACHING BASE, consecutive	12, 6/23/1952 vs. DET (4th)
MOST DOUBLES	5, 6/1/2003 at TOR (3rd); 9/6/1997 vs. MIL (3rd); 6/21/1994 at TOR (1st)
MOST TRIPLES	4, 5/6/1934 vs. DET (4th)
MOST HOME RUNS	4, 11 times (see page 324)
MOST EXTRA-BASE HITS	7, 9/24/1940 at PHA (G1) (6th)
MOST TOTAL BASES	25, 9/24/1940 at PHA (G1) (6th)
MOST PINCH HITS	4+++, 9/8/1995 at NYY (8th)

Individual Batting Records

+ML record (since 1900) ++tied for ML record *AL record **tied for AL record

Single Season

MOST GAMES	163, Jim Rice, 1978
MOST AT-BATS	684, Nomar Garciaparra, 1997
MOST PLATE APPEARANCES	758, Wade Boggs, 1985

HIGHEST BATTING AVERAGE, right-handed372, Nomar Garciaparra, 2000
HIGHEST BATTING AVERAGE, left-handed406, Ted Williams, 1941
HIGHEST BATTING AVERAGE, switch-hitter326, Bill Mueller, 2003
HIGHEST ON-BASE PERCENTAGE553*, Ted Williams, 1941
HIGHEST SLUGGING PERCENTAGE735, Ted Williams, 1941

MOST SINGLES	187, Wade Boggs, 1985
MOST DOUBLES	67+, Earl Webb, 1931
MOST TRIPLES	22, Tris Speaker, 1913
MOST HOME RUNS	54, David Ortiz, 2006
MOST EXTRA-BASE HITS	92, Jimmie Foxx, 1938

MOST GROUNDED INTO DOUBLE PLAYS	36+, Jim Rice, 1984
---------------------------------------	---------------------

MOST HIT BY PITCHER	35*, Don Baylor, 1986
---------------------------	-----------------------

MOST HITS, right-handed	214, Mookie Betts, 2016
MOST HITS, left-handed	240, Wade Boggs, 1985
MOST HITS, switch-hitter	176, Reggie Smith, 1970
MOST HITS, consecutive	12++, Mike Higgins (plus 2 BB), 1938
MOST HITS, month	53, Dom DiMaggio, August 1950; Johnny Pesky, August 1946
LONGEST HITTING STREAK	34, Dom DiMaggio, 1949
LONGEST HITTING STREAK, to start season	20, Eddie Bressoud, 1964
MOST GAMES HIT SAFELY	135++, Wade Boggs, 1985
MOST MULTI-HIT GAMES	72, Wade Boggs, 1985
MOST MULTI-HIT GAMES, consecutive	9, Xander Bogaerts, 2022; Kevin Youkilis, 2007

LONGEST ON-BASE STREAK, consecutive PA	16+, Ted Williams (2 singles, 4 HR, 9 BB, 1 HBP), 9/17-23/1957
LONGEST ON-BASE STREAK, consecutive games	84+, Ted Williams, 1949

MOST RUNS	150, Ted Williams, 1949
-----------------	-------------------------

MOST RUNS BATTED IN, right-hander	175, Jimmie Foxx, 1938
MOST RUNS BATTED IN, left-hander	159, Ted Williams, 1949
MOST RUNS BATTED IN, switch-hitter	108, Carl Everett, 2000
MOST RUNS BATTED IN, leadoff hitter	98, Nomar Garciaparra, 1997
MOST RUNS BATTED IN, consecutive games	12, Ted Williams (18 RBI), 1942; Joe Cronin (19 RBI), 1939
MOST RUNS BATTED IN, pinch-hitter	25++, Joe Cronin, 1943
MOST RUNS BATTED IN, back-to-back games	14, Rudy York, July 26-27, 1946

MOST SACRIFICE FLIES	12, Jackie Jensen, 1955, 1959; Jim Piersall, 1956
MOST SACRIFICE HITS	54, Jack Barry, 1917

MOST STOLEN BASES	70, Jacoby Ellsbury, 2009
MOST STOLEN BASES, consecutive	20, Julio Lugo, 2007
MOST CAUGHT STEALING	31, Duffy Lewis, 1914

MOST STRIKEOUTS, right-hander	187, Mike Napoli, 2013
MOST STRIKEOUTS, left-hander	160, Jarren Duran, 2024
MOST STRIKEOUTS, switch-hitter	177, Mark Bellhorn, 2004
FEWEST STRIKEOUTS (minimum 400 at-bats)	9, Stuffie McNnis, 1921

MOST TOTAL BASES	406, Jim Rice, 1978
------------------------	---------------------

MOST WALKS, right-handed	119, Jimmie Foxx, 1938
MOST WALKS, left-handed	162, Ted Williams, 1947, 1949
MOST WALKS, switch-hitter	96, Jose Offerman, 1999
MOST WALKS, intentional	33**, Ted Williams, 1957

Individual Batting Records, Continued

Single Season Rookie

MOST GAMES.....	162, George Scott, 1966
MOST AT-BATS.....	684, Nomar Garciaparra, 1997
HIGHEST BATTING AVERAGE.....	.342, Patsy Dougherty, 1902
HIGHEST ON-BASE PERCENTAGE.....	.436, Ted Williams, 1939
HIGHEST SLUGGING PERCENTAGE.....	.609, Ted Williams, 1939
MOST HITS.....	209, Nomar Garciaparra, 1997
LONGEST HITTING STREAK.....	30 games*, Nomar Garciaparra, 1997
MOST SINGLES.....	165, Johnny Pesky, 1942
MOST DOUBLES.....	47**, Fred Lynn, 1975
MOST TRIPLES.....	17, Russ Scarritt, 1929
MOST HOME RUNS.....	34, Walt Dropo, 1950
MOST EXTRA-BASE HITS.....	86, Ted Williams, 1939
MOST TOTAL BASES.....	365, Nomar Garciaparra, 1997
MOST RUNS.....	131, Ted Williams, 1939
MOST RUNS BATTED IN.....	145+, Ted Williams, 1939
MOST STOLEN BASES.....	50, Jacoby Ellsbury, 2008
MOST STRIKEOUTS.....	156, Bobby Dalbec, 2021
FEWEST STRIKEOUTS (minimum 400 at-bats).....	18, Freddy Parent, 1901
MOST WALKS.....	107, Ted Williams, 1939
MOST WALKS, intentional.....	13, George Scott, 1966

Single Game

MOST RUNS.....	6++, Spike Owen, 8/21/1986 at CLE; Johnny Pesky, 5/8/1946 vs. CWS
MOST HITS, 9 innings.....	Jimmy Piersall, 6/10/1953-G1 (5 1B, 2B) at STL
MOST HITS, extra innings.....	6**, Rafael Devers, 8/13/2019 (2 1B, 4 2B) 10 inn. at CLE; Nomar Garciaparra, 6/21/2003 (6 1B), 13 inn. at PHI; Jerry Remy, 9/3/1981 (6 1B), 20 inn. vs. SEA; Pete Runnels, 8/30/1960-G1 (5 1B, 2B), 15 inn. vs. DET
MOST HITS IN A DOUBLEHEADER (not a day-night DH).....	9, Pete Runnels, 8/30/1960 (25 inn.) vs. DET
MOST CONSECUTIVE HITS, to start career.....	6+, Ted Cox, 9/18-19/1977
MOST HITS IN ML DEBUT, 9 innings.....	4++, Ted Cox, 9/18/1977 at BAL
MOST HITS BY PITCHER.....	5++, Babe Ruth, 5/9/1918 at WAS (1B, 3 2B, 3B)
MOST SINGLES, 9 innings.....	5, 12 times, last Andrew Benintendi, 4/23/2017 at BAL
MOST SINGLES, extra innings.....	6, Nomar Garciaparra, 6/21/2003, 13 inn. at PHI; Jerry Remy, 9/3-4/1981, 20 inn. vs. SEA
MOST DOUBLES.....	4++, Jarren Duran, 7/2/2023 at TOR; Rafael Devers, 8/13/2019 at CLE; Brock Holt, 6/1/2014 vs. TB; Victor Martinez, 6/1/2010 vs. OAK; Rick Miller, 5/11/1981 at TOR; Orlando Cepeda, 8/8/1973 at KC; Al Zarilla, 6/8/1950 vs. STL; Billy Werber, 7/17/1935-G1 vs. CLE
MOST CONSECUTIVE DOUBLES.....	4++, Jarren Duran, 7/2/2023 at TOR; Victor Martinez, 6/1/2010 vs. OAK; Billy Werber, 7/17/1935, G1, vs. CLE
MOST TRIPLES.....	3++, Patsy Dougherty, 9/5/1903 vs. PHA
MOST TOTAL BASES.....	16, Fred Lynn, 6/18/1975 at DET
MOST RBI.....	10, 4 times (see page 321)
MOST WALKS.....	6++, Jimmie Foxx, 6/16/1938 at STL
MOST INTENTIONAL WALKS, 9 innings.....	3*, Adrián González, 9/28/2011 at BAL; David Ortiz, 7/6/2010 at TB; Wade Boggs, 4/10/1990 vs. DET; Carl Yastrzemski, 4/17/1968 vs. CWS
MOST INTENTIONAL WALKS, extra innings.....	4**, Manny Ramirez, 6/5/2001 vs. DET (18 inn.)
MOST STRIKEOUTS, 9 innings.....	5++, Michael Chavis, 8/18/2020 vs. PHI; David Ross, 5/25/2013 vs. CLE; Phil Plantier, 10/1/1991 vs. DET; Ray Jarvis, 4/20/1969 vs. CLE
MOST STRIKEOUTS, extra innings.....	6++, Cecil Cooper, 6/14/1974 at CAL
MOST SACRIFICE HITS.....	3, Dick Newsome, 7/5/1942 at WAS-G1; Eddie Pellagrini, 5/19/1947 vs. DET-G1; Ray Culp, 4/17/1971 at DET
MOST STOLEN BASES.....	5, Jacoby Ellsbury, 5/30/2013 at PHI
MOST RUNNERS LOB.....	12, David Ortiz, 5/14/2009 at LAA (12 inn.); Trot Nixon, 6/12/2003 vs. STL (13 inn.)

Single Inning

MOST RUNS.....	3++, Sammy White, 6/18/1953 (7th) vs. DET
MOST HITS.....	3++, Johnny Damon, 6/27/2003 (1st) vs. FLA; Gene Stephens, 6/18/1953 (7th) vs. DET
MOST DOUBLES.....	2++, 9 times, last David Ortiz, 5/9/2016 (4th) vs. OAK
MOST HOME RUNS.....	2++, Masataka Yoshida, 4/23/2023 (8th) at MIL; David Ortiz, 8/12/2008 (1st) vs. TEX; Nomar Garciaparra, 7/23/2002 (3rd) vs. TB (G1); Ellis Burks, 8/27/1990 (4th) at CLE; Bill Regan, 6/16/1928 (4th) vs. CWS
MOST PINCH HITS.....	2++, Blake Swihart, 8/29/2018 vs. MIA (7th); Nick Punto, 6/13/2012 (8th) at MIA; Eric Hinske, 7/21/2007 (7th) vs. CWS; Dave Henderson, 5/17/1987 (8th) at MIN; Russ Nixon, 5/4/1962 (5th) vs. CWS
MOST WALKS.....	2++, several times, last Kevin Plawecki, 5/29/2022 (8th) vs. BAL
MOST RBI.....	6, David Ortiz, 8/12/2008 (1st) vs. TEX; Carlos Quintana, 7/30/1991 (3rd) vs. TEX; Tom McBride, 8/4/1945 (4th) at WSH (G2)

Career Batting Leaders

Games

1. Yastrzemski (L).....	3,308
2. Evans.....	2,505
3. T. Williams (L).....	2,292
4. Rice.....	2,089
5. Ortiz (L).....	1,953
6. Doerr.....	1,865
7. Hooper (L).....	1,646
8. Boggs (L).....	1,625
9. Petrocelli.....	1,553
10. Varitek (S).....	1,546
11. Pedroia.....	1,512
12. DiMaggio.....	1,399
13. Malzone.....	1,359
14. Greenwell (L).....	1,269
15. Bogaerts.....	1,264
16. G. Scott.....	1,192
17. Du. Lewis.....	1,184
18. Goodman (L).....	1,177
19. Cronin.....	1,134
20. Gardner (L).....	1,123

Hits

1. Yastrzemski (L).....	3,419
2. T. Williams (L).....	2,654
3. Rice.....	2,452
4. Evans.....	2,373
5. Boggs (L).....	2,098
6. Ortiz (L).....	2,079
7. Doerr.....	2,042
8. Pedroia.....	1,805
9. Hooper (L).....	1,707
10. DiMaggio.....	1,680
11. Malzone.....	1,454
12. Bogaerts.....	1,410
13. Greenwell (L).....	1,400
14. Petrocelli.....	1,352
15. Goodman (L).....	1,344
16. Speaker (L).....	1,328
17. Varitek (S).....	1,307
18. Garcaparra.....	1,281
19. Pesky (L).....	1,277
20. Du. Lewis.....	1,248

Home Runs

1. T. Williams (L).....	521
2. Ortiz (L).....	483
3. Yastrzemski (L).....	452
4. Rice.....	382
5. Evans.....	379
6. Ramirez.....	274
7. Vaughn (L).....	230
8. Doerr.....	223
9. Foxx.....	222
10. Petrocelli.....	210
11. Devers	200
12. Varitek (S).....	193
13. Garcaparra.....	178
14. Jensen.....	170
15. T. Conigliaro.....	162
16. Fisk.....	162
17. Bogaerts.....	156
18. G. Scott.....	154
19. R. Smith (S).....	149
20. Pedroia.....	140

At-Bats

1. Yastrzemski (L).....	11,988
2. Evans.....	8,726
3. Rice.....	8,225
4. T. Williams (L).....	7,706
5. Ortiz (L).....	7,163
6. Doerr.....	7,093
7. Hooper (L).....	6,270
8. Boggs (L).....	6,213
9. Pedroia.....	6,031
10. DiMaggio.....	5,640
11. Petrocelli.....	5,390
12. Malzone.....	5,273
13. Varitek (S).....	5,099
14. Bogaerts.....	4,834
15. Greenwell (L).....	4,623
16. Goodman (L).....	4,399
17. Du. Lewis.....	4,325
18. G. Scott.....	4,234
19. Pesky (L).....	4,085
20. Bureson.....	4,064

Doubles

1. Yastrzemski (L).....	646
2. T. Williams (L).....	525
3. Ortiz (L).....	524
4. Evans.....	474
5. Boggs (L).....	422
6. Pedroia.....	394
7. Doerr.....	381
8. Rice.....	373
9. DiMaggio.....	308
10. Bogaerts.....	308
11. Varitek (S).....	306
12. Garcaparra.....	279
13. Greenwell (L).....	275
14. Cronin.....	270
15. Valentin.....	266
16. Ramirez.....	256
17. Devers (L).....	255
18. Du. Lewis.....	254
19. Goodman (L).....	248
20. Hooper (L).....	246

Runs Batted In

1. Yastrzemski (L).....	1,844
2. T. Williams (L).....	1,839
3. Ortiz (L).....	1,530
4. Rice.....	1,451
5. Evans.....	1,346
6. Doerr.....	1,247
7. Ramirez.....	868
8. Foxx.....	788
9. Petrocelli.....	773
10. Varitek (S).....	757
11. Vaughn (L).....	752
12. Cronin.....	737
13. Jensen.....	733
14. Greenwell (L).....	726
15. Pedroia.....	725
16. Malzone.....	716
17. Garcaparra.....	690
18. Boggs (L).....	687
19. Bogaerts.....	683
20. Devers (L).....	638

Runs

1. Yastrzemski (L).....	1,816
2. T. Williams (L).....	1,798
3. Evans.....	1,435
4. Rice.....	1,249
5. Ortiz (L).....	1,204
6. Doerr.....	1,094
7. Boggs (L).....	1,067
8. DiMaggio.....	1,046
9. Hooper (L).....	988
10. Pedroia.....	922
11. Pesky (L).....	776
12. Bogaerts.....	752
13. Ramirez.....	743
14. Foxx.....	721
15. Garcaparra.....	709
16. Speaker (L).....	703
17. Goodman (L).....	688
18. Varitek (S).....	664
19. Greenwell (L).....	657
20. Petrocelli.....	653

Triples

1. Hooper (L).....	130
2. Speaker (L).....	106
3. Freeman (L).....	90
4. Doerr.....	89
5. Gardner (L).....	87
6. Rice.....	79
7. Ferris.....	77
8. Evans.....	72
9. T. Williams (L).....	71
10. J. Collins.....	65
11. Parent.....	63
12. Du. Lewis.....	62
13. C. Stahl (L).....	62
14. Yastrzemski (L).....	59
15. DiMaggio.....	57
16. Todd (L).....	56
17. Garcaparra.....	50
18. J. Stahl.....	50
19. Boggs (L).....	47
20. He. Wagner.....	47

Walks

1. T. Williams (L).....	2,021
2. Yastrzemski (L).....	1,845
3. Evans.....	1,337
4. Ortiz (L).....	1,133
5. Boggs (L).....	1,004
6. Hooper (L).....	826
7. Doerr.....	809
8. DiMaggio.....	750
9. Rice.....	670
10. Petrocelli.....	661
11. Ramirez.....	636
12. Foxx.....	624
13. Pedroia.....	624
14. Varitek (S).....	614
15. Cronin.....	585
16. Jensen.....	585
17. Pesky (L).....	581
18. Goodman (L).....	561
19. Vaughn (L).....	519
20. Youkilis.....	494

Career Batting Leaders, Continued

Batting Avg. (1,500 AB)

1. T. Williams (L).....	344
2. Boggs (L).....	338
3. Speaker (L).....	337
4. Garciaparra.....	323
5. Runnels (L).....	320
6. Foxx.....	320
7. R. Johnson (L).....	313
8. Pesky (L).....	313
9. Ramirez.....	312
10. Lynn (L).....	308
11. Goodman (L).....	306
12. Vaughn (L).....	304
13. Greenwell (L).....	303
14. Cramer (L).....	302
15. R. Ferrell.....	302
16. Betts.....	301
17. Finney (L).....	301
18. Cronin.....	300
19. Pedroia.....	299
20. Rice.....	298

Stolen Bases

1. Hooper (L).....	300
2. Speaker (L).....	267
3. Ellsbury (L).....	241
4. Yastrzemski (L).....	168
5. He. Wagner.....	141
6. Pedroia.....	138
7. Gardner (L).....	134
8. Parent.....	129
9. Betts.....	126
10. T. Harper.....	107
Werber.....	107
12. C. Stahl (L).....	105
13. J. Collins.....	102
Du. Lewis.....	102
15. DiMaggio.....	100
16. Damon (L).....	98
Remy (L).....	98
18. Burks.....	95
Jensen.....	95
20. Garciaparra.....	84
R. Smith (S).....	84

On-Base Pct. (1,500 AB)

1. T. Williams (L).....	482
2. Foxx.....	429
3. Boggs (L).....	428
4. Speaker (L).....	414
5. Ramirez.....	411
6. Runnels (L).....	408
7. Pesky (L).....	401
8. Vaughn (L).....	394
9. Cronin.....	394
10. R. Ferrell.....	394
11. Youkilis.....	388
12. R. Johnson (L).....	386
13. Goodman (L).....	386
14. Ortiz (L).....	386
15. DiMaggio.....	383
16. Lynn (L).....	383
17. Yastrzemski (L).....	379
18. Jensen.....	374
19. Flagstead.....	374
20. Betts.....	374

Extra-Base Hits

1. Yastrzemski (L).....	1,157
2. T. Williams (L).....	1,117
3. Ortiz (L).....	1,023
4. Evans.....	925
5. Rice.....	834
6. Doerr.....	693
7. Boggs (L).....	554
8. Pedroia.....	549
9. Ramirez.....	537
10. Varitek (S).....	513
11. Garciaparra.....	507
12. Bogaerts.....	479
13. Petrocelli.....	469
14. Devers (L).....	467
15. DiMaggio.....	452
16. Foxx.....	448
17. Greenwell (L).....	443
18. Vaughn (L).....	439
19. Cronin.....	433
20. Hooper (L).....	406

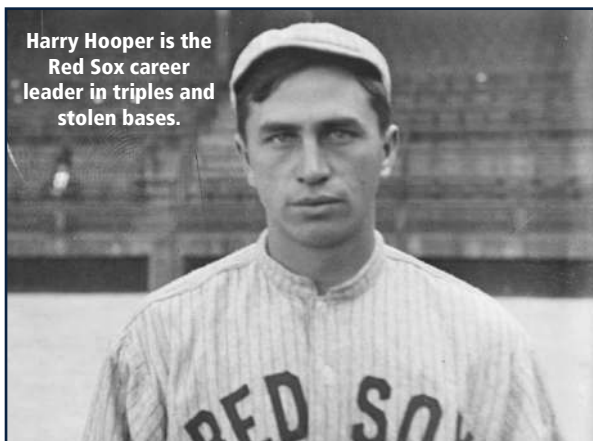
Slugging Pct. (1,500 AB)

1. T. Williams (L).....	634
2. Foxx.....	605
3. Ramirez.....	588
4. Ortiz (L).....	570
5. Garciaparra.....	553
6. Vaughn (L).....	542
7. J.D. Martinez.....	526
8. Lynn (L).....	520
9. Betts.....	519
10. Devers (L).....	511
11. Rice.....	502
12. V. Stephens.....	492
13. Daubach (L).....	488
14. T. Conigliaro.....	488
15. Youkilis.....	487
16. Cronin.....	484
17. Speaker (L).....	482
18. Fisk.....	481
19. Armas.....	480
20. T. Nixon (L).....	478

Total Bases

1. Yastrzemski (L).....	5,539
2. T. Williams (L).....	4,884
3. Rice.....	4,129
4. Evans.....	4,128
5. Ortiz (L).....	4,084
6. Doerr.....	3,270
7. Boggs (L).....	2,869
8. Pedroia.....	2,649
9. DiMaggio.....	2,363
10. Ramirez.....	2,324
11. Hooper (L).....	2,303
12. Petrocelli.....	2,263
13. Varitek (S).....	2,220
14. Bogaerts.....	2,216
15. Garciaparra.....	2,194
16. Greenwell (L).....	2,141
17. Malzone.....	2,123
18. Vaughn (L).....	2,074
19. Foxx.....	1,988
20. Devers (L).....	1,941

Harry Hooper is the Red Sox career leader in triples and stolen bases.



Single-Season Batting Leaders

* led AL † tied for AL lead **376 AB for Red Sox but led AL at .367 overall

Games

1. Rice.....	*163, 1978
2. Buckner (L).....	*162, 1985
Evans.....	†162, 1984
Evans.....	†162, 1982
Yastrzemski (L).....	†162, 1969
Scott.....	162, 1966
7. Vaughn (L).....	161, 1996
Boggs (L).....	161, 1985
Yastrzemski (L).....	161, 1970
Yastrzemski (L).....	161, 1967

Hits

1. Boggs (L).....	*240, 1985
2. Speaker (L).....	*222, 1912
3. Betts.....	214, 2016
Boggs (L).....	214, 1988
5. Gonzalez (L).....	†213, 2011
Pedroia.....	†213, 2008
Rice.....	*213, 1978
8. Ellsbury (L).....	212, 2011
9. Boggs (L).....	210, 1983
10. Garciaparra.....	*209, 1997

Home Runs

1. Ortiz (L).....	*54, 2006
2. Fox.....	50, 1938
3. Ortiz (L).....	47, 2005
4. Rice.....	*46, 1978
5. M. Ramirez.....	45, 2005
6. Vaughn (L).....	44, 1996
Yastrzemski (L).....	44, 1967
8. J.D. Martinez.....	43, 2018
M. Ramirez.....	*43, 2004
Armas.....	*43, 1984
T. Williams (L).....	*43, 1949

Batting Avg.

1. T. Williams (L).....	*.406, 1941
2. T. Williams (L).....	*.388, 1957
3. Speaker (L).....	.383, 1912
4. Garciaparra.....	*.372, 2000
5. Alexander.....	*.372, 1932
6. T. Williams (L).....	*.369, 1948
7. Boggs (L).....	*.368, 1985
8. Boggs (L).....	*.366, 1988
9. Boggs (L).....	*.363, 1987
Speaker (L).....	.363, 1913

Stolen Bases

1. Ellsbury (L).....	*70, 2009
2. T. Harper.....	*54, 1973
3. Ellsbury (L).....	*52, 2013
Speaker (L).....	52, 1912
5. Ellsbury (L).....	*50, 2008
6. Speaker (L).....	46, 1913
7. O. Nixon (S).....	42, 1994
Speaker (L).....	42, 1914
9. Werber.....	*40, 1934
Hooper (L).....	40, 1910

Pinch Hits

1. Cronin.....	*18, 1943
2. R. Miller (L).....	16, 1983
D. Williams.....	*16, 1963
4. R. Miller (L).....	14, 1984
L. Green (L).....	14, 1966
6. D. Jones (L).....	*13, 1967
D. Jones (L).....	13, 1966
Finney (L).....	13, 1939
B. Miller.....	*13, 1935
10. 2 tied.....	12

At-Bats

1. Garciaparra.....	*684, 1997
2. Rice.....	*677, 1978
3. Buckner (L).....	673, 1985
4. Betts.....	*672, 2016
5. Duran.....	*671, 2024
6. Burleson.....	*663, 1977
7. Cramer (L).....	*661, 1940
8. Ellsbury (L).....	660, 2011
9. Garciaparra.....	658, 2003
Cramer (L).....	*658, 1938

Doubles

1. Webb (L).....	*67, 1931
2. Garciaparra.....	†56, 2002
3. Devers (L).....	*54, 2019
Pedroia.....	*54, 2008
5. Speaker (L).....	*53, 1912
6. Bogaerts.....	52, 2019
Ortiz (L).....	52, 2007
8. Garciaparra.....	51, 2000
Boggs (L).....	*51, 1989
Cronin.....	*51, 1938

Runs Batted In

1. Fox.....	*175, 1938
2. V. Stephens.....	†159, 1949
T. Williams (L).....	†159, 1949
4. Ortiz (L).....	*148, 2005
5. T. Williams (L).....	*145, 1939
6. Ramirez.....	144, 2005
Dropo.....	†144, 1950
V. Stephens.....	†144, 1950
9. Vaughn (L).....	143, 1996
Fox.....	143, 1936

On-Base Pct.

1. T. Williams (L).....	*.553, 1941
2. T. Williams (L).....	*.526, 1957
3. T. Williams (L).....	*.513, 1954
4. T. Williams (L).....	*.499, 1942
5. T. Williams (L).....	*.499, 1947
6. T. Williams (L).....	*.497, 1946
7. T. Williams (L).....	*.497, 1948
8. T. Williams (L).....	*.490, 1949
9. T. Williams (L).....	*.479, 1956
10. Boggs (L).....	*.476, 1988

Extra-Base Hits

1. Fox.....	*92, 1938
2. Ortiz (L).....	*91, 2004
3. Devers (L).....	*90, 2019
4. Ortiz (L).....	*88, 2007
Ortiz (L).....	*88, 2005
6. Ortiz (L).....	*87, 2016
Ramirez.....	*87, 2004
8. Rice.....	*86, 1978
T. Williams (L).....	*86, 1939
10. 5 tied.....	85

Multi-Hit Games

1. Boggs (L).....	*72, 1985
2. Rice.....	*69, 1978
3. Garciaparra.....	*68, 1997
Boggs (L).....	*68, 1983
5. Betts.....	*67, 2016
6. Gonzalez (L).....	*66, 2011
T. Williams (L).....	66, 1940
8. Garciaparra.....	65, 2000
Pesky (L).....	65, 1942
10. 2 tied.....	64

Runs

1. T. Williams (L).....	*150, 1949
2. T. Williams (L).....	*142, 1946
3. T. Williams (L).....	*141, 1942
4. Fox.....	139, 1938
5. Speaker (L).....	136, 1912
6. Betts.....	*135, 2019
T. Williams (L).....	*135, 1941
8. T. Williams (L).....	*134, 1940
9. DiMaggio.....	*131, 1950
T. Williams (L).....	131, 1939

Triples

1. Speaker (L).....	22, 1913
2. Freeman (L).....	20, 1903
3. L. Gardner (L).....	19, 1914
Freeman (L).....	19, 1904
C. Stahl (L).....	19, 1904
Freeman (L).....	19, 1902
7. Speaker (L).....	18, 1914
L. Gardner (L).....	18, 1912
9. 4 tied.....	17

Walks

1. T. Williams (L).....	*162, 1949
T. Williams (L).....	*162, 1947
3. T. Williams (L).....	*156, 1946
4. T. Williams (L).....	*147, 1941
5. T. Williams (L).....	*145, 1942
6. T. Williams (L).....	*144, 1951
7. T. Williams (L).....	*136, 1954
8. Yastrzemski (L).....	128, 1970
9. T. Williams (L).....	*126, 1948
10. Boggs (L).....	*125, 1988

Slugging Pct.

1. T. Williams (L).....	*.735, 1941
2. T. Williams (L).....	*.731, 1957
3. Fox.....	*.704, 1938
4. Fox.....	*.694, 1939
5. T. Williams (L).....	*.667, 1946
Ruth (L).....	*.657, 1919
7. T. Williams (L).....	*.650, 1949
8. T. Williams (L).....	*.648, 1942
9. Ramirez.....	.647, 2002
10. Betts.....	*.640, 2018

Total Bases

1. Rice.....	*406, 1978
2. Fox.....	*398, 1938
3. Rice.....	*382, 1977
4. Vaughn (L).....	370, 1996
5. Rice.....	*369, 1979
Fox.....	369, 1936
7. T. Williams (L).....	*368, 1949
8. Garciaparra.....	365, 1997
9. Ellsbury (L).....	*364, 2011
10. Ortiz (L).....	363, 2005

Intentional Walks

1. T. Williams (L).....	*33, 1957
2. Ramirez.....	*28, 2003
3. Ortiz (L).....	*27, 2013
4. Ramirez.....	*25, 2001
Boggs (L).....	*25, 1991
6. Ortiz (L).....	23, 2006
Vaughn (L).....	23, 1993
8. Ortiz (L).....	22, 2014
9. 3 tied.....	20

Annual Batting Leaders

BATTING AVERAGE

2024	Duran285	1993	Greenwell315	1962	Runnels*326	1931	Webb333
2023	Yoshida289	1992	Brunansky266	1961	Malzone266	1930	Webb323
2022	Bogaerts307	1991	Boggs332	1960	Runnels*320	1929	Rothrock300
2021	Bogaerts295	1990	Boggs302	1959	Runnels314	1928	Myer313
2020	Verdugo308	1989	Boggs330	1958	T. Williams*328	1927	Tobin310
2019	Devers311	1988	Boggs*366	1957	T. Williams*388	1926	Rigney270
2018	Betts*346	1987	Boggs*363	1956	T. Williams345	1925	I. Boone330
2017	Bogaerts273	1986	Boggs*357	1955	Goodman294	1924	I. Boone337
2016	Betts318	1985	Boggs*368	1954	T. Williams345	1923	J. Harris335
2015	Bogaerts320	1984	Boggs325	1953	Goodman313	1922	J. Harris316
2014	Pedroia278	1983	Boggs*361	1952	Goodman306	1921	Pratt324
2013	Ortiz309	1982	Rice309	1951	T. Williams318	1920	Hooper312
2012	González300	1981	Lansford*336	1950	Goodman*354	1919	Ruth322
2011	González338	1980	Rice294	1949	T. Williams343	1918	Hooper289
2010	Beltré321	1979	Lynn*333	1948	T. Williams*369	1917	Du. Lewis302
2009	Youkilis305	1978	Rice315	1947	T. Williams*343	1916	Gardner308
2008	Pedroia326	1977	Rice320	1946	T. Williams342	1915	Speaker322
2007	Ortiz332	1976	Lynn314	1945	B. Johnson280	1914	Speaker338
2006	Ramirez321	1975	Lynn331	1944	Doerr325	1913	Speaker365
2005	Damon316	1974	Yastrzemski301	1943	Fox288	1912	Speaker383
2004	Ramirez308	1973	Yastrzemski296	1942	T. Williams*356	1911	Speaker334
2003	Mueller*326	1972	Fisk293	1941	T. Williams*406	1910	Speaker340
2002	Ramirez*349	1971	R. Smith283	1940	T. Williams344	1909	Lord311
2001	Ramirez306	1970	Yastrzemski329	1939	Fox360	1908	Gessler308
2000	Garcia*372	1969	R. Smith309	1938	Fox*349	1907	Congalton286
1999	Garcia*357	1968	Yastrzemski*301	1937	Chapman307	1906	Grimshaw290
1998	Vaughn337	1967	Yastrzemski*326	1936	Fox338	1905	J. Collins276
1997	Jefferson319	1966	Yastrzemski278	1935	R. Johnson315	1904	Parent291
1996	Vaughn326	1965	Yastrzemski312	1934	Werber321	1903	Dougherty331
1995	Naehring307	1964	Bressoud293	1933	R. Johnson313	1902	Dougherty342
1994	Vaughn310	1963	Yastrzemski*321	1932	Alexander372	1901	Freeman339

HOME RUNS

2024	O'Neill31	1993	Vaughn29	1962	Malzone21	1931	Webb14
2023	Devers33	1992	Brunansky15	1961	Geiger18	1930	Webb16
2022	Devers27	1991	J. Clark28	1960	T. Williams29	1929	Rothrock6
2021	Devers38	1990	Burks21	1959	Jensen28	1928	Todt12
2020	Bogaerts, Devers	...11	1989	Esasky30	1958	Jensen35	1927	Todt6
2019	J.D. Martinez36	1988	Greenwell22	1957	T. Williams38	1926	Todt7
2018	J.D. Martinez43	1987	Evans34	1956	T. Williams24	1925	Todt11
2017	Betts24	1986	Baylor31	1955	T. Williams28	1924	I. Boone13
2016	Ortiz38	1985	Evans29	1954	T. Williams29	1923	J. Harris13
2015	Ortiz37	1984	Armas*43	1953	Gernert21	1922	Burns12
2014	Ortiz35	1983	Rice*39	1952	Gernert19	1921	Pratt5
2013	Ortiz30	1982	Evans32	1951	T. Williams30	1920	Hooper7
2012	Saltalamacchia25	1981	Evans**22	1950	Drope34	1919	Ruth*29
2011	Ellsbury32	1980	T. Perez25	1949	T. Williams*43	1918	Ruth**11
2010	Ortiz32	1979	Lynn, Rice39	1948	V. Stephens29	1917	Hooper3
2009	Bay36	1978	Rice*46	1947	T. Williams*32	1916	3 tied3
2008	Youkilis29	1977	Rice*39	1946	T. Williams38	1915	Ruth4
2007	Ortiz35	1976	Rice25	1945	B. Johnson12	1914	Speaker4
2006	Ortiz*54	1975	Rice22	1944	B. Johnson17	1913	Hooper4
2005	Ortiz47	1974	Petrocelli, Yastrzemski	..15	1943	Doerr16	1912	Speaker**10
2004	Ramirez*43	1973	Fisk26	1942	T. Williams*36	1911	Speaker8
2003	Ramirez37	1972	Fisk22	1941	T. Williams*37	1910	J. Stahl*10
2002	Ramirez33	1971	R. Smith30	1940	Fox36	1909	Speaker7
2001	Ramirez41	1970	Yastrzemski40	1939	Fox*35	1908	Gessler3
2000	Everett34	1969	Petrocelli, Yastrzemski	..40	1938	Fox50	1907	Ferris4
1999	O'Leary28	1968	Harrelson35	1937	Fox36	1906	C. Stahl4
1998	Vaughn40	1967	Yastrzemski**44	1936	Fox41	1905	Ferris6
1997	Vaughn35	1966	T. Conigliaro28	1935	Werber14	1904	Freeman7
1996	Vaughn44	1965	T. Conigliaro*32	1934	Werber11	1903	Freeman*13
1995	Vaughn39	1964	Stuart33	1933	R. Johnson10	1902	Freeman11
1994	Vaughn26	1963	Stuart42	1932	Jolley18	1901	Freeman12

* led AL ** tied for AL lead

Annual Batting Leaders, Continued

RUNS SCORED

2024	Duran.....	111	1993	Vaughn.....	86	1962	Yastrzemeski.....	99	1931	Webb.....	96
2023	Devers.....	90	1992	Reed.....	64	1961	Schilling.....	87	1930	Oliver.....	86
2022	Bogaerts, Devers ..	84	1991	Boggs.....	93	1960	Runnels.....	80	1929	Rothrock.....	70
2021	Devers.....	101	1990	Boggs, Burks	89	1959	Jensen.....	101	1928	Flagstead.....	84
2020	Bogaerts, Verdugo ..	36	1989	Boggs.....	**113	1958	Runnels.....	103	1927	Flagstead.....	63
2019	Betts.....	*135	1988	Boggs.....	*128	1957	Piersall.....	103	1926	Rigney.....	71
2018	Betts.....	**129	1987	Evans.....	109	1956	Klaus, Piersall.....	91	1925	Flagstead.....	84
2017	Betts.....	101	1986	Boggs.....	107	1955	Goodman.....	100	1924	Flagstead.....	106
2016	Betts.....	122	1985	Evans.....	110	1954	T. Williams.....	93	1923	Burns.....	91
2015	Betts.....	92	1984	Evans.....	*121	1953	Piersall.....	76	1922	Pratt.....	73
2014	Pedroia.....	72	1983	Boggs.....	100	1952	DiMaggio.....	81	1921	Leibold.....	88
2013	Ellsbury.....	92	1982	Evans.....	122	1951	DiMaggio.....	*113	1920	Hooper.....	91
2012	Pedroia.....	81	1981	Evans.....	84	1950	DiMaggio.....	*131	1919	Ruth.....	*103
2011	Ellsbury.....	119	1980	Burleson.....	89	1949	T. Williams.....	*150	1918	Hooper.....	81
2010	Scutaro.....	92	1979	Rice.....	117	1948	DiMaggio.....	127	1917	Hooper.....	89
2009	Pedroia.....	*115	1978	Rice.....	121	1947	T. Williams.....	*125	1916	Hooper.....	75
2008	Pedroia.....	*118	1977	Fisk.....	106	1946	T. Williams.....	*142	1915	Speaker.....	108
2007	Ortiz.....	116	1976	Fisk, Lynn.....	76	1945	Lake.....	81	1914	Speaker.....	100
2006	Ortiz.....	115	1975	Lynn.....	*103	1944	B. Johnson.....	106	1913	Hooper.....	100
2005	Ortiz.....	119	1974	Yastrzemeski	*93	1943	Doerr.....	78	1912	Speaker.....	136
2004	Damon.....	123	1973	T. Harper.....	92	1942	T. Williams.....	*141	1911	Hooper.....	93
2003	Garciaparra.....	120	1972	T. Harper.....	92	1941	T. Williams.....	*135	1910	Speaker.....	92
2002	Damon.....	118	1971	R. Smith.....	85	1940	T. Williams.....	*134	1909	Lord.....	86
2001	T. Nixon.....	100	1970	Yastrzemeski	*125	1939	T. Williams.....	131	1908	McConnell.....	77
2000	Garciaparra.....	104	1969	Yastrzemeski.....	96	1938	Foxx.....	139	1907	D. Sullivan.....	73
1999	Offerman.....	107	1968	Yastrzemeski.....	90	1937	Foxx.....	111	1906	Parent.....	78
1998	Valentin.....	113	1967	Yastrzemeski	*112	1936	Foxx.....	130	1905	Burkett.....	67
1997	Garciaparra.....	122	1966	Foy.....	97	1935	Almada.....	85	1904	Collins, Parent	85
1996	Vaughn.....	118	1965	T. Conigliaro.....	82	1934	Werber.....	129	1903	Dougherty.....	*107
1995	Valentin.....	108	1964	Bressoud.....	86	1933	R. Johnson.....	88	1902	C. Stahl.....	92
1994	Vaughn.....	65	1963	Yastrzemeski.....	91	1932	R. Johnson.....	70	1901	J. Collins.....	109

RUNS BATTED IN

2024	Devers.....	83	1993	Vaughn.....	101	1962	Malzone.....	95	1931	Webb.....	103
2023	Devers.....	100	1992	Brunansky.....	74	1961	Malzone.....	87	1930	Webb.....	66
2022	Devers.....	88	1991	J. Clark.....	87	1960	Wertz.....	103	1929	Scarritt.....	71
2021	Devers.....	113	1990	Burks.....	89	1959	Jensen.....	*112	1928	Regan.....	75
2020	Devers.....	43	1989	Esasky.....	108	1958	Jensen.....	*122	1927	Flagstead.....	69
2019	Bogaerts.....	117	1988	Greenwell.....	119	1957	Jensen, Malzone.....	103	1926	Jacobson, Todt.....	69
2018	J.D. Martinez.....	*130	1987	Evans.....	123	1956	Jensen.....	97	1925	Todt.....	75
2017	Betts.....	102	1986	Rice.....	110	1955	Jensen.....	**116	1924	Veach.....	99
2016	Ortiz.....	**127	1985	Buckner.....	110	1954	Jensen.....	117	1923	Burns.....	82
2015	Ortiz.....	108	1984	Armas.....	*123	1953	Kell.....	73	1922	Pratt.....	86
2014	Ortiz.....	104	1983	Rice.....	**126	1952	Gernert.....	67	1921	Pratt.....	102
2013	Ortiz.....	103	1982	Evans.....	98	1951	T. Williams.....	126	1920	Hendryx.....	73
2012	González.....	86	1981	Evans.....	71	1950	Dropo, Stephens..	*144	1919	Ruth.....	*114
2011	González.....	117	1980	T. Perez.....	105	1949	Stephens, Williams..	159	1918	Ruth.....	66
2010	Beltré, Ortiz.....	102	1979	Rice.....	130	1948	V. Stephens.....	137	1917	Du. Lewis.....	65
2009	Bay.....	119	1978	Rice.....	*139	1947	T. Williams.....	*114	1916	Gardner.....	62
2008	Youkilis.....	115	1977	Rice.....	114	1946	T. Williams.....	123	1915	Du. Lewis.....	76
2007	Lowell.....	120	1976	Yastrzemeski.....	102	1945	B. Johnson.....	74	1914	Speaker.....	90
2006	Ortiz.....	*137	1975	Lynn.....	105	1944	B. Johnson.....	106	1913	Du. Lewis.....	90
2005	Ortiz.....	*148	1974	Yastrzemeski.....	79	1943	Tabor.....	85	1912	Du. Lewis.....	109
2004	Ortiz.....	139	1973	Yastrzemeski.....	95	1942	T. Williams.....	*137	1911	Du. Lewis.....	86
2003	Garciaparra.....	105	1972	Petrocelli.....	75	1941	T. Williams.....	120	1910	J. Stahl.....	77
2002	Garciaparra.....	120	1971	R. Smith.....	96	1940	Foxx.....	119	1909	Speaker.....	77
2001	Ramirez.....	125	1970	T. Conigliaro.....	116	1939	T. Williams.....	*145	1908	Gessler.....	63
2000	Everett.....	108	1969	Yastrzemeski.....	111	1938	Foxx.....	*175	1907	Unglaub.....	62
1999	Garciaparra.....	104	1968	Harrelson.....	*109	1937	Foxx.....	127	1906	C. Stahl.....	51
1998	Garciaparra.....	122	1967	Yastrzemeski	*121	1936	Foxx.....	143	1905	J. Collins.....	65
1997	Garciaparra.....	98	1966	T. Conigliaro.....	93	1935	Cronin.....	95	1904	Freeman.....	84
1996	Vaughn.....	143	1965	Mantilla.....	92	1934	R. Johnson.....	119	1903	Freeman.....	*104
1995	Vaughn.....	**126	1964	Stuart.....	114	1933	R. Johnson.....	95	1902	Freeman.....	*121
1994	Vaughn.....	82	1963	Stuart.....	*118	1932	Jolley.....	99	1901	Freeman.....	114

* led AL ** tied for AL lead

Annual Batting Leaders, Continued

HITS

2024	Duran	191	1993	Greenwell	170	1962	Yastrzemski	191	1931	Webb	196
2023	Devers	157	1992	Reed	136	1961	Schilling	167	1930	Oliver	189
2022	Bogaerts	171	1991	Boggs	181	1960	Runnels	169	1929	Scarritt	159
2021	Devers	165	1990	Boggs	187	1959	Runnels	176	1928	Myer	168
2020	Verdugo	61	1989	Boggs	205	1958	Malzone	185	1927	Myer	135
2019	Devers	201	1988	Boggs	214	1957	Malzone	185	1926	Todd	153
2018	J.D. Martinez	188	1987	Boggs	200	1956	Jensen	182	1925	Flagstead	160
2017	Betts	166	1986	Boggs	207	1955	Goodman	176	1924	Wambsganss	174
2016	Betts	214	1985	Boggs	*240	1954	Jensen	160	1923	Burns	181
2015	Bogaerts	196	1984	Boggs	203	1953	Goodman	161	1922	Pratt	183
2014	Pedroia	153	1983	Boggs	210	1952	Goodman	157	1921	McInnis	179
2013	Pedroia	193	1982	Evans, Remy	178	1951	DiMaggio	189	1920	Hooper	167
2012	Pedroia	163	1981	Lansford	134	1950	DiMaggio	193	1919	E. Scott	141
2011	González	*213	1980	Burleson	179	1949	T. Williams	194	1918	Hooper	137
2010	Beltré	189	1979	Rice	201	1948	T. Williams	188	1917	Du. Lewis	167
2009	Ellsbury	188	1978	Rice	*213	1947	Pesky	*207	1916	Hooper	156
2008	Pedroia	*213	1977	Rice	206	1946	Pesky	*208	1915	Speaker	176
2007	Lowell	191	1976	Rice	164	1945	B. Johnson	148	1914	Speaker	*193
2006	Loretta	181	1975	Lynn	175	1944	B. Johnson	170	1913	Speaker	190
2005	Damon	197	1974	Yastrzemski	155	1943	Doerr	163	1912	Speaker	222
2004	Damon	189	1973	Yastrzemski	160	1942	Pesky	*205	1911	Speaker	167
2003	Garcia	198	1972	T. Harper	141	1941	T. Williams	185	1910	Speaker	183
2002	Garcia	197	1971	R. Smith	175	1940	Cramer	*200	1909	Speaker	168
2001	Ramirez	162	1970	Yastrzemski	186	1939	T. Williams	185	1908	Lord	145
2000	Garcia	197	1969	R. Smith	168	1938	Vosmik	*201	1907	Congalton	142
1999	Garcia	190	1968	Yastrzemski	162	1937	Cronin	175	1906	C. Stahl	170
1998	Vaughn	205	1967	Yastrzemski	*189	1936	Fox	198	1905	Burkett	147
1997	Garcia	*209	1966	Yastrzemski	165	1935	Almada	176	1904	Parent	172
1996	Vaughn	207	1965	Yastrzemski	154	1934	Werber	200	1903	Dougherty	*195
1995	Vaughn	165	1964	Stuart	168	1933	R. Johnson	151	1902	Freeman	174
1994	Vaughn	122	1963	Yastrzemski	*183	1932	Jolley	164	1901	J. Collins	185

STOLEN BASES

2024	Duran	34	1993	Fletcher	16	1962	Geiger	18	1931	Rothrock	13
2023	Duran	24	1992	Reed	7	1961	Geiger	16	1930	Oliver, Reeves	6
2022	Story	13	1991	Greenwell	15	1960	Runnels, Stephens	5	1929	Rothrock	23
2021	Vázquez	8	1990	Burks	9	1959	Jensen	20	1928	Myer	*30
2020	Bogaerts	8	1989	Burks	21	1958	Piersall	12	1927	Flagstead	12
2019	Betts	16	1988	Burks	25	1957	Piersall	14	1926	Haney	*13
2018	Betts	30	1987	Burks	27	1956	Jensen	11	1925	Ezzell, Prothro	9
2017	Betts	26	1986	Barrett	15	1955	Jensen	16	1924	Wambsganss	14
2016	Betts	26	1985	Buckner	18	1954	Jensen	*22	1923	McMillan	13
2015	Betts	21	1984	Gutierrez	12	1953	Piersall	11	1922	Menosky	9
2014	Holt	12	1983	Remy	11	1952	Throneberry	16	1921	S. Collins	15
2013	Ellsbury	*52	1982	Remy	16	1951	Goodman	7	1920	Menosky	23
2012	Pedroia	20	1981	Lansford	15	1950	DiMaggio	*15	1919	Hooper	23
2011	Ellsbury	39	1980	Remy	14	1949	DiMaggio	9	1918	Hooper	24
2010	Kalish	10	1979	Remy	14	1948	DiMaggio	10	1917	Hooper	21
2009	Ellsbury	*70	1978	Remy	30	1947	Pesky	12	1916	Hooper	27
2008	Ellsbury	*50	1977	Burleson	13	1946	DiMaggio	10	1915	Speaker	29
2007	Lugo	33	1976	Burleson, Lynn	14	1945	Metkovich	19	1914	Speaker	42
2006	Crisp	22	1975	Lynn, Rice	10	1944	Metkovich	13	1913	Speaker	46
2005	Damon	18	1974	T. Harper	28	1943	Fox	22	1912	Speaker	52
2004	Damon	19	1973	T. Harper	*54	1942	DiMaggio	16	1911	Hooper	38
2003	Damon	30	1972	T. Harper	25	1941	Tabor	17	1910	Hooper	40
2002	Damon	31	1971	Griffin, Smith	11	1940	Tabor	14	1909	Lord	36
2001	Everett	9	1970	Yastrzemski	23	1939	Tabor	16	1908	McConnell	31
2000	Everett	11	1969	Yastrzemski	15	1938	Chapman	13	1907	He. Wagner	20
1999	Offerman	18	1968	Foy	26	1937	Chapman	27	1906	Parent	16
1998	Da. Lewis	29	1967	R. Smith	16	1936	Werber	23	1905	Parent	25
1997	Garcia	22	1966	Tartabull	11	1935	Werber	*29	1904	Parent	20
1996	Frye	18	1965	L. Green, Jones	8	1934	Werber	*40	1903	Dougherty	35
1995	Valentin	20	1964	Jones, Yastrzemski	6	1933	Werber	15	1902	C. Stahl	24
1994	O. Nixon	42	1963	Geiger	9	1932	R. Johnson	13	1901	Dowd	33

* led AL ** tied for AL lead

Annual Batting Leaders, Continued

DOUBLES

2024	Duran.....	*48	1993	Valentin.....	40	1962	Yastrzemski.....	43	1931	Webb.....	*67
2023	Verdugo.....	37	1992	Brunansky.....	31	1961	Yastrzemski.....	31	1930	Regan.....	35
2022	Martinez.....	43	1991	Boggs, Reed.....	42	1960	Malzone.....	30	1929	Todt.....	38
2021	Martinez.....	42	1990	Reed.....	**45	1959	Malzone.....	34	1928	Flagstead.....	41
2020	Devers Verdugo, Martinez.....	16	1989	Boggs.....	*51	1958	Runnels.....	32	1927	Regan.....	37
2019	Devers.....	*54	1988	Boggs.....	*45	1957	Malzone.....	31	1926	Jacobson.....	36
2018	Betts.....	47	1987	Boggs.....	40	1956	Piersall.....	*40	1925	Flagstead.....	38
2017	Betts.....	46	1986	Boggs.....	47	1955	Goodman.....	31	1924	Wambsganss.....	41
2016	Ortiz.....	*48	1985	Buckner.....	46	1954	3 tied.....	25	1923	Burns.....	47
2015	Betts.....	42	1984	Evans.....	37	1953	Kell.....	41	1922	Pratt.....	44
2014	Pedroia.....	33	1983	Boggs.....	44	1952	Goodman.....	27	1921	Pratt.....	36
2013	Pedroia.....	42	1982	Evans.....	37	1951	DiMaggio, Goodman.....	34	1920	Hooper, Schang.....	30
2012	Pedroia.....	39	1981	Lansford.....	23	1950	V. Stephens.....	34	1919	Ruth.....	34
2011	Ellsbury.....	46	1980	Evans.....	37	1949	T. Williams.....	*39	1918	Hooper, Ruth.....	26
2010	Beltré.....	*49	1979	Lynn.....	42	1948	T. Williams.....	*44	1917	Du. Lewis.....	29
2009	Pedroia.....	48	1978	Fisk.....	39	1947	T. Williams.....	40	1916	Lewis, Walker.....	29
2008	Pedroia.....	*54	1977	Burleson.....	36	1946	Pesky.....	43	1915	Du. Lewis.....	31
2007	Ortiz.....	52	1976	Evans.....	34	1945	Newsome.....	30	1914	Speaker.....	*46
2006	Lowell.....	47	1975	Lynn.....	*47	1944	B. Johnson.....	40	1913	Speaker.....	35
2005	Ortiz.....	40	1974	Yastrzemski.....	25	1943	Doerr.....	32	1912	Speaker.....	*53
2004	Ortiz.....	47	1973	Cepeda, Yastrzemski.....	25	1942	DiMaggio.....	36	1911	Speaker.....	34
2003	Mueller.....	45	1972	T. Harper.....	29	1941	Cronin.....	38	1910	Du. Lewis.....	29
2002	GarciaParra.....	*56	1971	R. Smith.....	*33	1940	T. Williams.....	43	1909	Speaker.....	26
2001	Ramirez.....	33	1970	R. Smith.....	32	1939	T. Williams.....	44	1908	Lord.....	15
2000	GarciaParra.....	51	1969	Petrocelli.....	32	1938	Cronin.....	*51	1907	Ferris.....	25
1999	GarciaParra.....	42	1968	R. Smith.....	*37	1937	Cronin.....	30	1906	Ferris.....	25
1998	Valentin.....	44	1967	Yastrzemski.....	31	1936	McNair.....	36	1905	J. Collins.....	25
1997	Valentin.....	*47	1966	Yastrzemski.....	*39	1935	Cronin.....	37	1904	J. Collins.....	33
1996	Jefferson.....	30	1965	Yastrzemski.....	*45	1934	R. Johnson.....	43	1903	Freeman.....	39
1995	Valentin.....	37	1964	Bressoud.....	41	1933	Cooke.....	35	1902	Freeman.....	38
1994	Valentin.....	26	1963	Yastrzemski.....	*40	1932	Pickering.....	28	1901	J. Collins.....	42

TRIPLES

2024	Duran.....	*14	1993	Greenwell.....	6	1962	Clinton.....	**10	1931	Oliver.....	5
2023	Verdugo.....	5	1992	Boggs.....	4	1961	Geiger, Yastrzemski.....	6	1930	Regan.....	10
2022	Duran.....	3	1991	Greenwell.....	6	1960	Buddin, Clinton.....	5	1929	Scarritt.....	17
2021	Dalbec.....	5	1990	Burks.....	8	1959	Runnels.....	6	1928	Taht.....	14
2020	Pillar.....	3	1989	Boggs.....	7	1958	Piersall, Runnels.....	5	1927	Myer.....	11
2019	Benintendi, Betts.....	5	1988	Greenwell.....	8	1957	Malzone, Piersall.....	5	1926	Todt.....	12
2018	Benintendi.....	6	1987	Owen.....	7	1956	Jensen.....	**11	1925	Todt.....	13
2017	Bogaerts.....	6	1986	Armas, Barrett.....	4	1955	Jensen.....	6	1924	Harris, Veach.....	9
2016	Bradley Jr.....	7	1985	Armas, Gedman.....	5	1954	Agganis.....	8	1923	J. Harris.....	11
2015	Betts.....	8	1984	Evans.....	8	1953	Piersall.....	9	1922	J. Harris.....	9
2014	Holt.....	5	1983	Boggs.....	7	1952	Evers, Vollmer.....	4	1921	S. Collins.....	12
2013	Drew, Ellsbury.....	8	1982	Evans.....	7	1951	Pesky.....	6	1920	Hooper.....	17
2012	Pedroia.....	3	1981	Evans.....	4	1950	DiMaggio, Doerr.....	**11	1919	Ruth.....	12
2011	Crawford.....	7	1980	Rice.....	6	1949	Doerr.....	9	1918	Hooper.....	13
2010	Youkilis.....	5	1979	Hobson.....	7	1948	V. Stephens.....	8	1917	Hooper.....	11
2009	Ellsbury.....	*10	1978	Rice.....	*15	1947	Doerr.....	10	1916	Hooper, Walker.....	11
2008	Ellsbury.....	7	1977	Rice.....	15	1946	Doerr.....	9	1915	Hooper.....	13
2007	Crisp.....	7	1976	Lynn, Rice.....	8	1945	Johnson, McBride.....	7	1914	Gardner.....	19
2006	7 tied.....	2	1975	Lynn.....	7	1944	Doerr.....	10	1913	Speaker.....	22
2005	Damon.....	6	1974	Evans.....	8	1943	Lupien.....	9	1912	Gardner.....	18
2004	Damon.....	6	1973	R. Miller.....	7	1942	Pesky.....	9	1911	Speaker.....	13
2003	GarciaParra.....	13	1972	Fisk.....	*9	1941	Finney.....	10	1910	J. Stahl.....	16
2002	Damon.....	*11	1971	Kennedy.....	5	1940	Finney.....	15	1909	Speaker.....	13
2001	O'Leary.....	6	1970	R. Smith.....	7	1939	T. Williams.....	11	1908	Gessler.....	14
2000	T. Nixon.....	8	1969	R. Smith.....	7	1938	Foxx.....	9	1907	Unglaub.....	13
1999	Offerman.....	11	1968	R. Smith.....	5	1937	Chapman, Cramer.....	11	1906	Ferris.....	13
1998	GarciaParra, O'Leary.....	8	1967	G. Scott.....	7	1936	Foxx, Kroner.....	8	1905	Ferris.....	16
1997	GarciaParra.....	*11	1966	Foy.....	8	1935	Cronin.....	14	1904	Freeman, Stahl.....	19
1996	O'Leary.....	5	1965	L. Green.....	6	1934	Johnson, Werber.....	10	1903	Freeman.....	20
1995	O'Leary.....	6	1964	Yastrzemski.....	9	1933	Cooke.....	10	1902	Freeman.....	19
1994	S. Cooper.....	4	1963	Clinton.....	7	1932	Olson.....	6	1901	Collins, Stahl.....	16

* led AL ** tied for AL lead

RBI History

Most Career 100-RBI Seasons

No.	PLAYER	YEARS	No.	PLAYER	YEARS	No.	PLAYER	YEARS
10	Ortiz	2003-07, 10, 13-16	6	Foxx	1936-41	4	Evans	1984, 87-89
9	T. Williams	1939-42, 46-49, 51	5	Yastrzemski	1967, 69-70, 76-77	3	Devers	2019, 21, 23
8	Rice	1975, 77-79, 83-86	5	Jensen	1954-55, 57-59	3	V. Stephens	1948-50
6	Ramirez	2001-06	4	Garcia-parra	1998-99, 2002-03	3	Cronin	1937, 39-40
6	Doerr	1940, 42, 46, 48-50	4	Vaughn	1993, 95-96, 98	3	Freeman	1901-03

Red Sox 30-RBI Months (Since 1970)

YEAR	MONTH	PLAYER	RBI	YEAR	MONTH	PLAYER	RBI
2022	May	Trevor Story	32	1992	July	Tom Brunansky	32
2019	July	Rafael Devers	34	1989	Aug.	Nick Esasky	35
2011	May	Adrián González	31	1988	June	Mike Greenwell	31
2009	May	Jason Bay	30	1987	Aug.	Dwight Evans	31
2006	July	David Ortiz	35	1984	June	Tony Armas	30
2005	Aug.	David Ortiz	30	1983	Aug.	Jim Rice	32
2004	June	David Ortiz	31	1980	Sept.	Jim Rice	31
2002	Sept.	Manny Ramirez	30	1978	Aug.	Jim Rice	33
2001	April	Manny Ramirez	31	1978	May	Jim Rice	33
1999	May	Nomar Garciaparra	33	1977	Sept.	Carlton Fisk	35
1998	July	Nomar Garciaparra	33	1975	June	Fred Lynn	32
1995	Aug.	John Valentin	31	1973	Sept.	Carl Yastrzemski	30

NOTE: Ted Williams holds the club record for RBI in a month with 41 in May 1942 (28 G). He also had 40 RBI in June 1950 (29 G). Clyde Vollmer is the only other Red Sox player to reach 40 in a month with 40 in July 1951 (29 G).

Most RBI in One Game

RBI	PLAYER	DATE	OPP.	RBI	PLAYER	DATE	OPP.
10	Nomar Garciaparra	5/10/1999	vs. SEA	9	Jim Tabor	7/4/1939	at PHA (G2)
10	Fred Lynn	6/18/1975	at DET	8	Mookie Betts^	7/2/2017	at TOR
10	Norm Zaichin	5/27/1955	vs. WAS	8	Mookie Betts	8/14/2016	vs. ARI
10	Rudy York	7/27/1946	at STL	8	Nomar Garciaparra	7/23/2002	vs. TB (G1)
9	Bill Mueller	7/29/2003	at TEX	8	Bobby Doerr	6/8/1950	vs. STL
9	Mike Greenwell*	9/2/1996	at SEA (10)	8	Ted Williams	7/14/1946	vs. CLE (G1)
9	Jackie Jensen	8/2/1956	at DET	8	Jimmie Foxx	9/7/1938	vs. NYY (G6)

*ML record for a player who drove in all his team's runs in a single game

^Tied for ML record for most RBI as a leadoff hitter

Most Consecutive Games with at least One RBI

PLAYER	GAMES	RBI	YEAR	DATES
Ted Williams	12	18	1942	8/31-9/13
Joe Cronin	12	19	1939	6/27-7/9
Ted Williams	11	21	1950	5/30 (G1)-6/10
Manny Ramirez	10	12	2002	9/14-24
Dwight Evans	10	18	1989	9/15-26
Butch Hobson	10	21	1978	4/14-23
Mike Higgins	10	16	1938	8/30-9/6
Joe Cronin	10	14	1935	8/7 (G1)-17 (G1)
Roy Johnson	10	16	1934	7/6-16 (G2)
Joe Harris	10	13	1924	5/14-24

Walk-off RBI Leaders

Rank	RBI	Rank	RBI	Rank	RBI	Rank	RBI
1. Ortiz.....	17	T8. Foxx.....	8	T15. Verdugo.....	6	T20. Finney.....	5
2. Yastrzemski.....	14	T8. Fisk.....	8	T15. Malzone.....	6	T20. Goodman.....	5
3. Jensen.....	11	T8. Williams.....	8	T15. Cronin.....	6	T20. Smith.....	5
T3. Doerr.....	11	T8. Ferrell.....	8	T15. White.....	6	T20. Varitek.....	5
T5. Evans.....	9	T12. Petrocelli.....	7	T15. Boggs.....	6	T20. DiMaggio.....	5
T5. Stephens.....	9	T12. O'Leary.....	7	T20. Garciaparra.....	5	T20. Youkilis.....	5
T5. Rice.....	9	T12. Piersall.....	7	T20. Vaughn.....	5		

Miscellaneous Batting

Hitting for the Cycle

PLAYER	DATE/OPP.	PLAYER	DATE/OPP.	PLAYER	DATE/OPP.
Brock Holt...	10/8/2018 at NYY (ALDS G3)*	Fred Lynn.....	5/13/1980 vs. MIN	Leon Culberson	7/3/1943 at CLE
Mookie Betts.....	8/9/2018 at TOR	Bob Watson.....	9/15/1979 at BAL	Joe Cronin	8/2/1940 at DET
Brock Holt.....	6/16/2015 vs. ATL	Carl Yastrzemski	5/14/1965 vs. DET (10)	Julius Solters.....	8/19/1934 (G1) at DET
John Valentin	6/6/1996 vs. CWS	Lou Clinton.....	7/13/1962 at KCA (15)**	Roy Carlyle	7/21/1925 (G1) at CWS
Scott Cooper	4/12/1994 at KC	Bobby Doerr	5/13/1947 vs. CWS	Tris Speaker	6/9/1912 at STL
Mike Greenwell.....	9/14/1988 vs. BAL	Ted Williams	7/21/1946 (G2) vs. STL	Patsy Dougherty	7/29/1903 vs. NY
Rich Gedman	9/18/1985 vs. TOR	Bob Johnson	7/6/1944 vs. DET	Buck Freeman	6/21/1903 at CLE
Dwight Evans ...	6/28/1984 vs. SEA (11)	Bobby Doerr	5/17/1944 (G2) vs. STL		

*Marks the only cycle in MLB postseason history

**Hit for cycle in 9 innings

200-Hit Seasons

RANK/PLAYER	HITS, YEAR	RANK/PLAYER	HITS, YEAR	RANK/PLAYER	HITS, YEAR
1. Boggs.....	*240, 1985	10. Garciaparra.....	*209, 1997	19. Boggs.....	203, 1984
2. Speaker.....	222, 1912	11. Pesky	*208, 1946	20. Devers.....	201, 2019
3. Betts	214, 2016	12. Vaughn	207, 1996	Pedroia	201, 2016
Boggs.....	214, 1988	Boggs.....	207, 1986	Buckner	201, 1985
5. González.....	+213, 2011	Pesky	*207, 1947	Rice.....	201, 1979
Pedroia	+213, 2008	15. Rice.....	206, 1977	Vosmik.....	201, 1938
Rice	*213, 1978	16. Vaughn	205, 1998	25. Boggs.....	200, 1987
8. Ellsbury.....	212, 2011	Boggs.....	205, 1989	Rice.....	200, 1986
9. Boggs.....	210, 1983	Pesky	*205, 1942	Cramer.....	+200, 1940
	*led AL +tied for AL lead			Werber	200, 1934

20-Game Hitting Streaks

RANK/PLAYER	G	YEAR(S)	RANK/PLAYER	G	YEAR(S)	RANK/PLAYER	G	YEAR(S)
1. DiMaggio	34	1949	Boggs	25	1987	31. Garciaparra	21	2000-01
2. Garciaparra	30	1997	Metkovich	25	1944	Greenwell	21	1989
Speaker	30	1912	18. Garciaparra	24	1998	Rice	21	1980
4. Bradley Jr.	29	2016	19. Youkilis	23	2007	Doerr	21	1943
Damon	29	2005	Bressoud	23	1963-64	35. Walker	20	2003
6. Boggs	28	1985	T. Williams	23	1941	Boggs	20	1986
7. D. Ortiz	27	2012-13	Myer	23	1928	Easler	20	1984
Ramirez	27	2006	Burns	23	1922	Lynn	20	1979
DiMaggio	27	1951	Pratt	23	1922	Lynn	20	1975
10. Bogaerts	26	2016	25. Ellsbury	22	2009	Jolley	20	1932
Garciaparra	26	2003	Ramirez	22	2002-03	Boone	20	1925
Pesky	26	1947	Jefferson	22	1997	Ruth	20	1919
Freeman	26	1902	Doyle	22	1975	Speaker	20	1912
14. Pedroia	25	2011	DiMaggio	22	1942	Speaker	20	1912
V. Martinez	25	2009	Speaker	22	1913			

20-Homer, 20-Steal Seasons

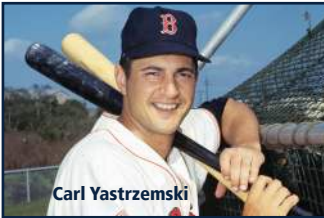
YEAR	PLAYER	POS.	HR	SB	YEAR	PLAYER	POS.	HR	SB
2024	Jarren Duran	CF	21	34	1997	Nomar Garciaparra	SS	30	22
2018	Mookie Betts	RF	32	30	1995	John Valentin	SS	27	20
2017	Andrew Benintendi	LF	20	20	1987	Ellis Burks	CF	20	27
2017	Mookie Betts	RF	24	26	1970	Carl Yastrzemski	1B	40	23
2016	Mookie Betts	RF	31	26	1959	Jackie Jensen	RF	28	20
2011	Jacoby Ellsbury	CF	32	39	1954	Jackie Jensen	RF	25	22
2011	Dustin Pedroia	2B	21	26					

NOTE: Jacoby Ellsbury (2011) and Mookie Betts (2018) are the only Red Sox players to reach 30 homers and 30 steals in a season.

Triple Crown Winners

PLAYER	SEASON	HR	RBI	AVG
Ted Williams	1942	36	137	.356
Ted Williams	1947	32	114	.343
Carl Yastrzemski	1967	44	121	.326

NOTES: Ted Williams is the only player to win the AL Triple Crown multiple times. After Carl Yastrzemski in 1967, it would be another 45 years before a player won the Triple Crown (Miguel Cabrera in 2012).



Miscellaneous Batting, Continued

Red Sox with 30 or More Steals in a Season

Rank/Player	SB	Year	Rank/Player	SB	Year	Rank/Player	SB	Year
1. Ellsbury.....	*70	2009	11. Ellsbury.....	39	2011	21. Damon	31	2002
2. Harper	*54	1973	12. Hooper	38	1911	McConnell	31	1908
3. Ellsbury.....	*52	2008	13. H. Lord	36	1909	23. Betts.....	30	2018
Speaker	52	1912	14. Speaker	35	1910	Damon	30	2003
5. Ellsbury.....	*50	2008	Speaker	35	1909	Remy	30	1978
6. Speaker	46	1913	Dougherty	35	1903	Myer.....	*30	1928
7. O. Nixon	42	1994	17. Duran	34	2024	*Led the AL		
Speaker	42	1914	18. Hamilton	33	2024			
9. Werber	*40	1934	Lugo	33	2007			
Hooper	40	1910	Dowd.....	33	1901			

Career Pinch-Hit Leaders

Rank/Player	H	Rank/Player	H	Rank/Player	H	Rank/Player	H
1. D. Jones	55	5. Cronin	29	9. G. Stephens	24	13. Geiger	22
2. R. Miller	49	Henricksen	29	10. Finney	23	14. L. Green	21
3. R. Nixon	42	Varitek	29	Gedman	23	15. Spence	20
4. T. Williams	33	8. Rothrock	27	P. Green	23	Tartabull	20

Pitchers Batting Since DH Rule (Non-Interleague Games)

DATE/OPP.	PITCHER	RESULT	DATE/OPP.	PITCHER	RESULT
8/12/2012 at CLE	Clayton Mortensen	SO (swing)	8/13/1985 vs. KC	Tim Lollar-PH	Line out (L-5)
7/31/2000 at SEA	Hipolito Pichardo	SO (called)	7/29/1980 at KC	Dick Drago	Ground out (6-3)
6/28/2000 vs. BAL	Tim Wakefield-PH	Sac. bunt	7/25/1979 vs. OAK	Joel Finch	Fly out (F-9)
6/28/2000 vs. BAL	Pete Schourek-PH	Single CF	7/5/1976 vs. CHW	Luis Tiant	SO (swinging)
5/13/2000 at BAL	Derek Lowe	SO (called)	6/17/1976 at OAK	Dick Pole	Ground out (1-3)
4/22/1998 at DET	Tim Wakefield-PH	Sac. bunt	5/21/1976 at NYY	Jim Willoughby	Fly out (F-8)
5/23/1996 vs. SEA	Roger Clemens	Single CF	7/12/1975 vs. TEX	Luis Tiant	Fly out (F-9)
8/12/1986 at KC (G2)	Tim Lollar-PH	Single CF			

Red Sox Consecutive Innings Played Streaks

INNINGS	PLAYER	FROM	THROUGH
3,873	Candy LaChance	5/23/1902 (1st inn.)	— 4/28/1905 (9th inn.)
2,935	Buck Freeman	7/29/1901 (1st inn.)	— 9/9/1903-G1 (3rd inn.)
2,726	Frank Malzone	6/12/1958 (1st inn.)	— 6/7/1960 (9th inn.)

NOTE: Thanks to Trent McCotter of SABR for this research.

Red Sox Consecutive Games Played Streaks

GAMES	PLAYER	FROM	THROUGH
832	Everett Scott*	6/20/1916	— 10/2/1921
535	Buck Freeman	7/27/1901	— 6/6/1905
475	Frank Malzone	5/21/1957	— 6/7/1960
448	Candy LaChance	4/19/1902	— 4/28/1905
413	Freddy Parent	4/26/1901	— 9/25/1903
408	Freddy Parent	5/23/1904	— 9/4/1906
380	Dwight Evans	10/4/1980	— 8/6/1983
360	Vern Stephens	4/19/1948	— 8/28/1950
352	Bobby Doerr	7/19/1942	— 8/22/1944
350	Carl Yastrzemski	7/27/1968	— 8/21/1970

*Overall Scott played in 1,307 consecutive games, including 4/12/22-5/5/25 with the Yankees.

Home Run Records

Most Home Runs in a Game (Team)

HR	DATE	OPP.	PLAYERS	SCORE
8	9/4/2013	vs. DET	Napoli, Lavarnway, Nava, Middlebrooks, Ortiz (2), Ellsbury, Drew	20-4
8	7/4/1977	vs. TOR	Lynn (2), Scott (2), Carbo, Hobson, Rice, Yastrzemski	9-6
7	7/4/2003	at NYY	Mueller (2), Ortiz (2), Varitek (2), Ramirez	10-3
7	7/23/2002 (G1)	vs. TB	Garcia-parra (3), Ramirez (2), Damon, Nixon	22-4
7	7/24/1999	at DET	Nixon (3), Garcia-parra (2), Daubach, O'Leary	11-4
7	6/8/1950	vs. STL	Doerr (3), Dropp (2), Williams (2)	29-4

NOTE: Boston has hit 6 homers in a game 27 times, last on 7/14/23 at CHC

Most Home Runs in an Inning

HR	DATE	OPP.	INN.	PLAYERS
4	5/20/2009	vs. TOR	5	Varitek, Ortiz, Bay, Lowell
4	4/22/2007	vs. NYY	3	Ramirez, Drew, Lowell, Varitek*
4	7/23/2002 (G1)	vs. TB	3	Damon, Garcia-parra, Ramirez, Garcia-parra
4	7/3/2000	at MIN	4	Everett, O'Leary, Varitek, Burkhardt
4	7/18/1998	at DET	4	Sadler, Lewis, Garcia-parra, Vaughn
4	5/31/1980	vs. MIL	4	Stapleton, Perez, Fisk, Hobson
4	7/4/1977	vs. TOR	8	Lynn, Rice, Yastrzemski, Scott
4	6/17/1977	vs. NYY	1	Burleson, Lynn, Fisk, Scott
4	8/26/1957	at KCA	7	Zauchin, Lepcio, Piersall, Malzone
4	5/22/1957	vs. CLE	6	Mauch, Williams, Gernert, Malzone
4	9/24/1940 (G1)	at PHA	6	Williams, Foxx, Cronin, Tabor

*Tied a ML record with 4 consecutive home runs in an inning

Single-Season Multi-Homer Game Leaders

Rank/Player	G	Year	Rank/Player	G	Year	Rank/Player	G	Year
1. Foxx.....	10	1938	O'Neill	7	2024	Vaughn	6	1996
2. Ortiz	9	2005	6. Ortiz	6	2014	Armas	6	1983
3. Ramirez	7	2002	Ortiz	6	2006	Rice	6	1983
Rice	7	1977	Ortiz	6	2003			

Career Multi-Homer Game Leaders

Rank/Player	G	Rank/Player	G	Rank/Player	G	Rank/Player	G
1. D. Ortiz	49	7. D. Evans.....	22	13. V. Stephens.....	13	Fisk	11
2. T. Williams	37	Vaughn.....	22	14. Lynn.....	12	Valentin.....	11
3. Rice	35	9. Devers	18	Malzone	12	Varitek.....	11
4. M. Ramirez	28	10. Garcia-parra.....	17	G. Scott.....	12	22. Armas.....	10
5. Yastrzemski	27	11. Betts	16	R. Smith.....	12		
6. Foxx	23	12. Doerr	14	18. J.D. Martinez.....	11		

Red Sox to Hit 3 Home Runs in a Single Game

NOTE: No Red Sox player has ever hit as many as 4 HR in a game. There have been 35 3-HR games, accomplished by 26 different players

PLAYER	GAME	PLAYER	GAME	PLAYER	GAME
^Triston Casas ...	9/22/2024 vs. MIN-G1	^Kevin Millar	7/23/2004 vs. NYY	Jim Rice	8/29/1977 vs. OAK
Trevor Story	5/19/2022 vs. SEA	Bill Mueller.....	7/29/2003 at TEX	Carl Yastrzemski	5/19/1976 at DET
J.D. Martinez	4/11/2021 at BAL	^Nomar Garcia-parra...	7/23/2002 vs. TB	*Fred Lynn.....	6/18/1975 at DET
^Mookie Betts.....	7/26/2019 vs. NYY	Jason Varitek	5/20/2001 at KC	*Joe Lahoud.....	6/11/1969 at MIN
Steve Pearce.....	8/2/2018 vs. NYY	*Trot Nixon	7/24/1999 at DET	^Ken Harrelson	6/14/1968 at CLE
^Mookie Betts	5/2/2018 vs. KC	Nomar Garcia-parra...	5/10/1999 vs. SEA	Ted Williams	6/13/1957 at CLE
Mookie Betts.....	4/17/2018 at LAA	Mo Vaughn	5/30/1997 vs. NYY	Ted Williams	5/8/1957 at CWS
Mookie Betts.....	8/14/2016 vs. ARI	^Mo Vaughn	9/24/1996 vs. BAL	*Norm Zauchin	5/27/1955 vs. WAS
Hanley Ramirez	7/20/2016 vs. SF	John Valentin	6/2/1995 vs. SEA	Clyde Vollmer	7/26/1951 vs. CWS
Mookie Betts.....	5/31/2016 at BAL	Jack Clark	7/31/1991 vs. OAK	Bobby Doerr	6/8/1950 vs. STL
Will Middlebrooks.....	4/7/2013 at TOR	^Tom Brunansky	9/29/1990 vs. TOR	Ted Williams	7/14/1946 vs. CLE-G1
Dustin Pedroia.....	6/24/2010 at COL	Jim Rice	8/29/1983 at TOR-G2	Jim Tabor*	7/4/1939 at PHA-G2

* Rookie ^ HR in 3 straight PA

Opponents to Hit 3 Home Runs vs. the Red Sox in a Single Game

NOTE: No player has ever hit as many as 4 HR in a game vs. BOS. There have been 28 3-HR games, accomplished by 26 different players

PLAYER	GAME	PLAYER	GAME	PLAYER	GAME
Ben Rice	7/6/2024 at NYY	Frank Thomas	9/15/1996 vs. CWS	Harmon Killebrew	9/21/1963 vs. MIN-G1
José Ramírez	6/8/2023 at CLE	Mark McGwire	6/11/1995 vs. OAK	Don Leppert	4/11/1963 at WAS
Adam Duvall	9/21/2020 vs. NYY	Tim Lincecum	4/18/1994 vs. CWS	Bob Cerv	8/20/1959 at KCA
Marcell Ozuna.....	9/1/2020 vs. ATL	Joe Carter	5/28/1987 vs. CLE	Bobby Avila	6/20/1951 vs. CLE
Aaron Hicks.....	7/1/2018 at NYY	Joe Carter	8/29/1986 vs. CLE	Sam Chapman	8/15/1946 at PHA
Mark Teixeira.....	5/8/2010 vs. NYY	Ben Oglivie.....	5/14/1983 at MIL	Mike Higgins	5/20/1940 at DET
Adam Lind.....	9/29/2009 vs. TOR	Freddie Patek	6/20/1980 vs. CAL	Ken Keltner.....	5/25/1939 vs. CLE
Frank Thomas	9/17/2007 at TOR	Bill Freehan	8/9/1971 vs. DET	Pinky Higgins	6/27/1935 at PHA
Vernon Wells	5/30/2006 at TOR	Boog Powell	8/15/1966 vs. BAL	Lou Gehrig	6/23/1927 vs. NYY
Roberto Alomar	4/26/1997 at BAL				

Home Run Records, Continued

Career Pinch-Hit Home Run Leaders

Rank/Player	HR	Rank/Player	HR	Rank/Player	HR
1. T. Williams	7	Gedman	3	Spence	3
2. Gomes	6	Hatteberg	3	B. Stanley	3
3. Cronin	4	Holt	3	Varitek	3
Wilber	4	C. Maxwell	3	Vollmer	3
5. Carbo	3	Ortiz	3	17. 24 players	2
R. Gonzalez	3	Millar	3		

Single-Season Pinch-Hit Home Run Leaders

Rank/Player	HR	Year	Rank/Player	HR	Year	Rank/Player	HR	Year
1. Cronin	5	1943	Gomes	2	2014	Peters	2	1971
2. Gomes	4	2013	Carp	2	2013	Ch. Schilling	2	1965
Wilber	4	1953	Hatteberg	2	2000	Tillman	2	1962
4. R. Gonzalez	3	2024	Cummings	2	1998	Repulski	2	1960
Carbo	3	1977	B. Stanley	2	1997	T. Williams	2	1953
T. Williams	3	1957	Gedman	2	1984	Vollmer	2	1950
C. Maxwell	3	1951	T. Perez	2	1982	Spence	2	1940
8. Holt	2	2018	Kosco	2	1972	Reynolds	2	1934

Pinch-Hit Grand Slams

PLAYER	DATE	OPP.	PITCHER	INN.	SCORE
Christian Arroyo	6/16/2021	at ATL	A.J. Minter	7	10-8
Mike Carp	9/11/2013	at TB	Roberto Hernandez	10	7-3
Kevin Millar	6/7/2003	at MIL	Jayson Durocher	7	11-10
Shea Hillenbrand	5/4/2002	at TB	Victor Zambrano	9	7-5
Rich Gedman	8/10/1986	at DET	Willie Hernandez	8	8-6
Vic Wertz	8/25/1960	vs. CLE	Don Newcombe	4	10-6
Rip Repulski	5/10/1960	vs. CWS	Don Ferrarese	8	9-7
Vic Wertz	8/14/1959	at NYY	Ryne Duren	8	11-6
Charlie Maxwell	8/2/1951 (G2)	vs. STL	Satchel Paige	7	11-6
Clyde Vollmer	8/27/1950	vs. CLE	Al Benton	7	11-9

Career Grand Slam Leaders

Rank/Player	GS	Rank/Player	GS	Rank/Player	GS
1. T. Williams	17	7. Bogaerts	7	15. T. Conigliaro	5
2. Ortiz	10	Foxx	7	DiMaggio	5
3. Petrocelli	9	Jensen	7	Devers	5
4. Doerr	8	Ramirez	7	Evans	5
Nixon	8	Vaughn	7	Foy	5
Rice	8	Yastrzemski	7	Garcia	5
		13. Burks	6	V. Stephens	5
		Tabor	6	Wertz	5

NOTE: The Red Sox have hit a total of 412 grand slams, including 234 at Fenway Park and 3 at the Huntington Avenue Grounds.

Single-Season Grand Slam Leaders

Rank/Player	GS	Year	Rank/Player	GS	Year	Rank/Player	GS	Year
1. Ruth	4	1919	Petrocelli	3	1972	Foxx	3	1940
2. Bogaerts	3	2018	Yastrzemski	3	1969	Foxx	3	1938
Napoli	3	2013	Stuart	3	1964	13. 53 players	2	
Ramirez	3	2005	Wertz	3	1960			
Vaughn	3	1995	T. Williams	3	1955			

Red Sox Hitting 2 Grand Slams in a Game (Team)

NOTE: The Red Sox have never hit 3 grand slams in a game. They own the Major League record for most multi-slam games with 10.

GAME	PLAYERS	GAME	PLAYERS	GAME	PLAYERS
5/22/2008 vs. KC	Drew, Lowell	6/10/1987 at BAL	Burks, Barrett	7/4/1939 at PHA-G2	Tabor (2)
7/29/2003 at TEX	Mueller (2)	8/7/1984 vs. DET-G1	Armas, Buckner	5/13/1934 vs. CWS	Walters, Morgan
5/10/1999 vs. SEA	Garcia (2)	5/10/1960 vs. CWS	Wertz, Repulski		
5/2/1995 at NYY	Valentin, Vaughn	7/27/1946 at STL	York (2)		

NOTE: Rafael Devers and J.D. Martinez became the 1st teammates ever to each hit a grand slam in a Postseason game (2021 ALCS Game 2 at HOU, Oct. 10).

Pitchers With Grand Slams

PITCHER	DATE	OPP.	SCORE	DECISION
Ellis Kinder	8/6/1950	at CWS	9-2 (G1)	Won
Wes Ferrell	8/12/1936	vs. PHA	6-4 (G1)	Won
Lefty Grove	7/27/1935	at PHA	6-7 (G1)	Lost
Babe Ruth	5/20/1919	at STL	6-4	Won

Home Run Records, Continued

Career Extra-Inning Home Run Leaders

Rank/Player	HR	Rank/Player	HR	Rank/Player	HR
1. T. Williams	13	6. D. Evans	7	V. Stephens	5
2. D. Ortiz	11	7. Foxx	6		
3. Jensen	8	8. Betts	5		
Rice	8	Doerr	5		
Yastrzemski	8	Gernert	5		

Single-Season Extra-Inning Home Run Leaders

Rank/Player	HR	Year	Rank/Player	HR	Year	Rank/Player	HR	Year
1. Betts	3	2019	Greenwell	2	1985	Jensen	2	1959
Ortiz	3	2014	Armas	2	1984	Gernert	2	1958
Ortiz	3	2003	Yastrzemski	2	1975	T. Williams	2	1958
T. Williams	3	1946	Montgomery	2	1973	Gernert	2	1952
5. O'Neill	2	2024	Petrocelli	2	1969	Vollmer	2	1951
Rafaela	2	2024	Foy	2	1966	T. Williams	2	1951
Napoli	2	2014	Horton	2	1965	Stephens	2	1949
Youkilis	2	2008	Stuart	2	1963	Tabor	2	1943
Ortiz	2	2005	Tillman	2	1962	Foxx	2	1941
Evans	2	1990	Jensen	2	1961	Foxx	2	1940
Evans	2	1985	Buddin	2	1959			

NOTE: The Red Sox club record for most extra-inning home runs in a season is 9 in 2019 (tied for ML record). They hit 8 in 1951 and 1959.

Game-Ending Grand Slams

PLAYER	DATE	OPP.	PITCHER	INN.	SCORE
Pablo Reyes	8/7/2023	vs. KC	Carlos Hernández	9	6-2
Franchy Cordero	5/22/2022	vs. SEA	Andres Munoz	10	8-4
Travis Shaw	8/23/2021	vs. TEX	Dennis Santana	11	8-4
Xander Bogaerts	7/14/2018	vs. TOR	Chris Rowley	10	6-2
Rico Brogna	8/14/2000	vs. TB	Billy Taylor	9	7-3
Nomar Garciaparra	9/2/1998	vs. SEA	Bobby Ayala	9	7-3
Mo Vaughn	4/10/1998	vs. SEA	Paul Spoljaric	9	9-7
Bob Zupcic	6/30/1992	vs. DET	Mike Henneman	9	8-5
Jim Rice	7/4/1984	vs. OAK	Gorman Heimueller	10	13-9
Ken Harrelson	6/13/1968 (G2)	vs. CAL	Andy Messersmith	9	5-1
George Smith	7/10/1966 (G2)	vs. CWS	Juan Pizarro	10	10-6
Dick Stuart	4/28/1964	vs. BAL	Dick Hall	11	6-4
Carroll Hardy	4/11/1962	vs. CLE	Ron Taylor	12	4-0
Don Buddin	7/11/1959	vs. NYY	Bob Turley	10	8-4
Mickey Owen	7/19/1954 (G1)	vs. BAL	Mike Blyzka	9	9-7
Sammy White	6/11/1952	vs. STL	Satchel Paige	9	11-9
Don Lenhardt	6/2/1952	vs. CWS	Ken Holcombe	10	6-2
Clyde Vollmer	7/28/1951	vs. CLE	Bob Feller	16	8-4
Vern Stephens	8/24/1950	vs. STL	Ned Garver	9	6-2
Vern Stephens	8/13/1949	vs. WAS	Joe Haynes	12	5-1
Jake Jones	6/15/1947 (G2)	vs. CWS	Orval Grove	9	8-4
Leon Culberson	5/7/1946	vs. STL	Tex Shirley	14	10-6
Jimmie Foxx	8/23/1938 (G2)	vs. CLE	Willis Hudlin	9	14-12

Additional Extra-Inning Grand Slams

PLAYER	DATE	OPP.	PITCHER	INN.	SCORE
Mike Carp	9/11/2013	at TB	Roberto Hernandez	10	7-3
Dwight Evans	5/19/1989	at OAK	Dennis Eckersley	10	7-4
Bob Montgomery	7/8/1973	at CWS	Steve Kealey	10	11-2

Career Game-Ending Home Run Leaders

Rank/Player	HR	Rank/Player	HR	Rank/Player	HR
1. D. Ortiz	10	3. Doerr	6	5. Rice	5
2. Foxx	8	Jensen	6	V. Stephens	5

Single-Season Game-Ending Home Run Leaders

Rank/Player	HR	Year	Rank/Player	HR	Year	Rank/Player	HR	Year
1. Foxx	4	1940	Ortiz	2	2005	Foxx	2	1938
2. Ortiz	3	2006	Garciaparra	2	1998	W. Ferrell	2	1935
3. Gomes	2	2013	V. Stephens	2	1948	S. White	2	1952

NOTE: The Red Sox club record for most game-ending home runs in a season is 6 in 1959.

Home Run Records, Continued

Single-Season Leadoff Home Run Leaders

Rank/Player	HR	Year	Rank/Player	HR	Year	NOTE: The Red Sox club record for most leadoff home runs in a season is 8 in 1997.
1. Garciaparra.....	7	1997	4. Betts.....	5	2018	
2. Betts.....	6	2016	Evans.....	5	1985	
K. Hernández.....	6	2021	Verdugo.....	5	2023	

Career Leadoff Home Run Leaders

Rank/Player	HR	Rank/Player	HR	Rank/Player	HR
1. Betts.....	20	5. K. Hernández.....	8	10. Burks.....	6
2. Ellsbury.....	10	M. Andrews.....	8	Damon.....	6
3. DiMaggio.....	9	7. D. Evans.....	7	Burleson.....	5
T. Harper.....	9	Garciaparra.....	7	Verdugo.....	5
		Hooper.....	7		

Red Sox Home Runs from Both Sides of the Plate

PLAYER	GAME	PLAYER	GAME	PLAYER	GAME
Victor Martinez	5/17/2010 at NYY	Carl Everett	8/29/2000 at TB	Reggie Smith	7/2/1972 vs. MIL-G1
Jason Varitek	8/16/2005 at DET	Carl Everett	4/11/2000 vs. MIN	Reggie Smith	8/11/1968 at DET-G2
Bill Mueller	7/29/2003 at TEX	Luis Alica	7/28/1995 at TEX	Reggie Smith	8/20/1967 vs. CAL-G1
Bill Mueller	7/4/2003 at NYY	Reggie Smith	4/16/1973 vs. DET		

Home Runs in First Red Sox Plate Appearance

PLAYER	DATE	OPP.	PITCHER	INN.	ON BASE	SCORE
Daniel Nava*	6/12/2010	vs. PHI	Joe Blanton	2	3	10-2
Darnell McDonald (PH)	4/20/2010	vs. TEX	Darren Oliver	8	1	4-6
Orlando Cabrera	8/1/2004	at MIN	Johan Santana	1	0	3-4
Curtis Pride (PH)	9/19/1997	vs. CWS	Keith Foulke	9	0	4-5
Rob Deer	8/22/1993	vs. CLE	Derek Lilliquist	2	0	2-3
John Kennedy (PH)**	7/5/1970	vs. CLE	Rick Austin	5	0	8-4
Ken Harrelson	8/29/1967 (G2)	at NYY	Bill Monbouquette	2	0	3-4 (20)
Rip Repulski	5/10/1960	vs. CWS	Don Ferrarese	8	3	9-7
Vern Stephens	4/19/1948 (G1)	vs. PHA	Phil Marchildon	2	0	4-5 (11)
Eddie Pellagrini*	4/22/1946	vs. WAS	Sid Hudson	7	0	5-4
Lefty LeFebvre*	6/10/1938	vs. CWS	Mike Kreevich	8	1	2-15

* First ML plate appearance ** Inside-the-park

NOTE: Bob Tillman hit a solo homer in his 1st career AB (BB in 1st 2 PA) off Ted Bowsfield in the 4th inning on 5/19/1962 vs. the Angels.

Rookie Home Run Leaders

Rank/Player	HR	Year	Rank/Player	HR	Year	Rank/Player	HR	Year
1. Dropo.....	34	1950	6. Dalbec.....	25	2021	11. Daubach.....	21	1999
2. T. Williams.....	31	1939	7. Casas.....	24	2023	Lynn.....	21	1975
3. Garciaparra.....	30	1997	T. Conigliaro.....	24	1964	13. Burks.....	20	1987
4. G. Scott.....	27	1966	9. Rice.....	22	1975	Benintendi.....	20	2017
Zaichin.....	27	1955	Fisk.....	22	1972			

Red Sox Monthly Home Run Records

MONTH	HR	PLAYERS (YEARS)
April	10	Rafael Devers (2023), Hanley Ramirez (2015), David Ortiz (2006)
May	13	Jim Rice (1978), J.D. Martinez (2018)
June	14	Jackie Jensen (1958)
July	14	David Ortiz (2006)
August	13	Dwight Evans (1987), Jimmie Foxx (1940)
September	11	David Ortiz (2005)
Sept.-Oct.	12	Manny Ramirez (2005, 9 in Sept., 3 in Oct.), Jimmie Foxx (1938, 10 in Sept., 2 in Oct.)

Most Home Runs by Position

POSITION	SINGLE SEASON	CAREER
Pitcher	6 - W. Ferrell (1935), E. Wilson (1965), S. Siebert (1971)	17 - Earl Wilson
Catcher	26 - Carlton Fisk (1973, 1977)	193 - Jason Varitek
First Base	50 - Jimmie Foxx (1938)	217 - Mo Vaughn
Second Base	27 - Bobby Doerr (1948, 1950)	223 - Bobby Doerr
Third Base	38 - Rafael Devers (2021)	200 - Rafael Devers
Shortstop	40 - Rico Petrocelli (1969)	177 - Nomar Garciaparra
Left Field	45 - Manny Ramirez (2005)	477 - Ted Williams
Center Field	38 - F. Lynn (1979), T. Armas (1984)	123 - Fred Lynn
Right Field	36 - Tony Conigliaro (1970)	319 - Dwight Evans
Designated Hitter	47 - David Ortiz (2006)	443 - David Ortiz

Home Run Records, Continued

Single-Season Inside-The-Park Home Run Leaders

Rank/Player	HR	Year	Rank/Player	HR	Year	Rank/Player	HR	Year
1. H. Ferris	9.....	1903	Freeman.....	6.....	1901	H. Ferris	5.....	1902
2. Speaker.....	8.....	1912	C. Stahl.....	6.....	1901	Freeman.....	5.....	1902
3. Freeman.....	7.....	1903	7. Parent.....	5.....	1904	11. 13 players.....	4.....	
4. Speaker.....	6.....	1909	J. Collins	5.....	1902			

Career Inside-The-Park Home Run Leaders

Rank/Player	HR	Rank/Player	HR	Rank/Player	HR
1. Speaker.....	25	6. L. Gardner.....	14	He. Wagner	8
2. H. Ferris	24	Parent.....	14	12. Criger.....	6
3. J. Collins	21	8. Hooper.....	11	13. C. Young	5
Freeman.....	21	Du. Lewis.....	11	14. 5 players.....	4
5. C. Stahl.....	16	10. J. Stahl.....	8		

Inside-The-Park Grand Slams

PLAYER	DATE	OPP.	PITCHER	INN.	SCORE
Mike Greenwell	9/1/1990	vs. NYY	Greg Cadaret	5	15-1
Gary Geiger	8/8/1961	vs. MIN	Camilo Pascual	3	5-6
Don Lenhardt	4/19/1952 (G1)	vs. PHA	Dick Fowler	4	11-2
Jim Tabor	7/4/1939 (G2)	at PHA	Lynn Nelson	6	18-12
Shano Collins	8/18/1921 (G1)	at DET	Red Oldham	1	6-5 (11)
Duffy Lewis	10/3/1912	at PHA	Boardwalk Brown	5	17-5
Duffy Lewis	5/13/1911	at DET	Ed Willett	9	13-11
Freddy Parent	7/8/1904	at NYY	Jack Powell	2	12-3
Hobe Ferris	6/5/1903	vs. CWS	Roy Patterson	5	10-8
Jimmy Collins	7/25/1902	vs. STL	Jack Harper	4	6-3

Inside-The-Park and Conventional Home Runs in Same Game

PLAYER	DATE	INN. INSIDE	INN. CONV.	OPP.
Pokey Reese	5/8/2004	5	6	vs. KC
Tony Armas	9/24/1983	8	1	at DET
Carl Yastrzemski	4/10/1968	9	7	at DET
Dick Stuart	8/19/1963	2	9	vs. CLE
Jim Tabor	7/4/1939 (G2)	6	3	vs. PHA
Bill Regan	6/16/1928	4	4	vs. CWS
Buck Freeman	7/17/1901	9	6	vs. CLE

Most Recent Inside-The-Park Home Runs by Red Sox

PLAYER	DATE	OPP.	PITCHER	INN.	ON BASE
Eduardo Núñez	3/29/2018	at TB	Chris Archer	2	1
Blake Swihart	8/28/2015	at NYM	Carlos Torres	10	0
Jacoby Ellsbury	9/19/2011 (G2)	vs. BAL	Jeremy Accardo	7	0
Kevin Youkilis	5/28/2007	vs. CLE	Roberto Hernandez	7	0
Trot Nixon	7/15/2005	vs. NYY	Darrell May	2	2
Pokey Reese	5/8/2004	vs. KC	Jimmy Gobble	5	0
Kevin Millar	8/26/2003	vs. TOR	Aquilino Lopez	9	0
Darren Lewis	7/28/1998	at OAK	T. J. Mathews	6	2
Nomar Garciaparra	7/26/1998	vs. TOR	Pat Hentgen	7	2
Luis Rivera	6/21/1991	vs. OAK	Mike Moore	6	0

NOTE: **Rafael Devers** hit the most recent inside-the-park home run by a Red Sox player in the postseason (2017 ALDS Game 4 vs. HOU, Oct. 9).

Most Recent Inside-The-Park Home Runs by Opponents

PLAYER	DATE	OPP.	PITCHER	INN.	ON BASE
Raimel Tapia	7/22/2022	vs. TOR	Austin Davis	3	3
Austin Meadows	9/6/2021	vs. TB	Garrett Whitlock	9	0
Denard Span	4/28/2018	vs. TB	David Price	2	1
Kevin Kiermaier	5/31/2014	vs. TB	Alex Wilson	8	0
Robert Andino	9/26/2011	at BAL	Josh Beckett	6	2
Adrián Beltré	7/23/2006	at SEA	Mike Timlin	8	0
David Newhan	7/21/2004	vs. BAL	Pedro Martinez	7	1
Carlos Beltrán	4/29/2003	vs. KC	Tim Wakefield	3	0
Junior Spivey	6/9/2002	vs. ARI	Chris Haney	7	0
Roberto Alomar	6/18/1993	at TOR	Tony Fossas	8	0
Gene Larkin	5/26/1990	at MIN	Mike Boddicker	6	0
Junior Felix	6/2/1989	vs. TOR	Bob Stanley	9	3
Don Baylor	6/4/1984	at NYY	Bob Ojeda	1	1

Major League Ballparks with the Most Regular Season Home Runs

RANK	BALLPARK	TEAM	HR	YEARS
1.	Wrigley Field	Cubs	14,358	1914-present
2.	Fenway Park	Red Sox	13,584	1912-present
3.	Yankee Stadium	Yankees	11,270	1923-2008

NOTE: The Red Sox have hit 7,000 home runs in Fenway Park. Kevin Millar hit No. 10,000 in Fenway Park history on 8/9/2003 vs. Baltimore.

Red Sox with 100+ Home Runs at Fenway Park

Rank/Player	HR	Rank/Player	HR
1. Ted Williams	248	6. Bobby Doerr	145
2. Carl Yastrzemski	237	7. Manny Ramirez	136
3. David Ortiz	221	8. Rico Petrocelli	134
4. Jim Rice	208	9. Jimmie Foxx	126
5. Dwight Evans	199	10. Mo Vaughn	118

Most Home Runs at Home in a Single Season

Rank/Player	HR	Year	Rank/Player	HR	Year	Rank/Player	HR	Year
1. Foxx	35	1938	4. Vaughn	27	1996	8. J.D. Martinez	26	2018
2. Lynn	28	1979	Rice	27	1979	9. Stuart	25	1963
Rice	28	1978	Rice	27	1977			
			Yastrzemski	27	1967			

Most Home Runs on The Road in a Single Season

Rank/Player	HR	Year	Rank/Player	HR	Year	Rank/Player	HR	Year
1. Ortiz	32	2006	2. Ortiz	27	2005	3. T. Williams	26	1957

NOTE: Tony Armas (1984), Jimmie Foxx (1936), David Ortiz (2005-06), Manny Ramirez (2001, 2004-05) and Ted Williams (1949) are the only Red Sox ever with at least 20 homers in a season at home and on the road. Ortiz tied Babe Ruth's (1927) AL record with 32 road home runs in 2006.

Longest Known Home Runs at Fenway Park

On June 9, 1946, Ted Williams hit a 502-foot home run to right off Detroit RHP Fred Hutchinson, the longest home run ever measured at Fenway Park (see "The Red Seat" on page 293 for more information).

In the Statcast Era (2015-present), the two longest estimated home runs were hit by Minnesota's Miguel Sanó on August 25, 2021 (495 feet) and Boston's Hanley Ramirez on April 29, 2017 (469 feet).

On June 19, 1977, Carl Yastrzemski hit the longest known home run to the right of the bleachers, an 8th-inning bomb off Yankees RHP Dick Tidrow. It reached approximately 460 feet before striking the facing of the right-field roof about 20 feet to the right of where the retired No. 42 now appears. It is the only ball to reach the right-field roof façade.

On September 21, 1956, Mickey Mantle of the Yankees, batting left-handed, hit the longest known homer to straight-away center field off RHP Frank Sullivan. It carried approximately 480 feet before it struck one foot below the top of the brick barrier located behind Section 36.

Six home runs were hit over the old center field wall to the right of the flag pole. The elevation over the old brick wall was installed prior to the 1976 season and was removed prior to the 2003 season. Those six home runs were hit by Hank Greenberg (5/22/37 at BOS), Jimmie Foxx (8/12/37 vs. NYY-G1), Bill Skowron (4/20/57 at BOS), Carl Yastrzemski (5/16/70 vs. CLE), Bobby Mitchell (9/29/73 at BOS), and Jim Rice (7/18/75 vs. KC).

Top Pairs of Major League Teammates Homering in Same Game

NO.	PLAYERS	G	NO.	PLAYERS	G
1.	Hank Aaron/Eddie Mathews	75	10.	Yogi Berra/Mickey Mantle.....	55
2.	Lou Gehrig/Babe Ruth	73	11.	Jay Buhner/Ken Griffey Jr.	53
3.	Willie Mays/Willie McCovey	68	12.	Jim Edmonds/Albert Pujols	52
4.	Gil Hodges/Duke Snider	67	13.	Ryan Howard/Chase Utley	51
5.	Ron Santo/Billy Williams	64	14.	Orlando Cepeda/Willie Mays	50
6.	Bob Allison/Harmon Killebrew	61	15.	David Ortiz/Manny Ramirez	48
7.	Andruw Jones/Chipper Jones.....	59		Manny Ramirez/Jim Thome	48
8.	Dwight Evans/Jim Rice	56		Albert Pujols/Mike Trout	48
	Joe Adcock/Eddie Mathews	56			

Top Pairs of Red Sox Teammates Homering in Same Game

NO.	PLAYERS	G	NO.	PLAYERS	G
1.	Dwight Evans/Jim Rice	56	10.	J.D. Martinez/Xander Bogaerts	26
2.	David Ortiz/Manny Ramirez	48		Reggie Smith/Carl Yastrzemski	26
3.	Bobby Doerr/Ted Williams	38		David Ortiz/Dustin Pedroia	26
4.	Tony Conigliaro/Carl Yastrzemski	29	13.	David Ortiz/Kevin Youkilis	25
5.	Trot Nixon/Manny Ramirez	28		Manny Ramirez/Jason Varitek	25
	Rico Petrocelli/Carl Yastrzemski	28		John Valentin/Mo Vaughn	25
7.	David Ortiz/Jason Varitek	27		Jackie Jensen/Ted Williams	25
	Jim Rice/Carl Yastrzemski	27	17.	Carlton Fisk/Jim Rice	24
	George Scott/Carl Yastrzemski	27		Jimmie Foxx/Ted Williams	24
				Joe Cronin/Jimmie Foxx	24

Miscellaneous Home Run Records

+ML record (since 1900) ++tied for ML record *AL record **tied for AL record

Individual

MOST, Consecutive At-Bats	4++	Ted Williams, 9/17-22, 1957
MOST, Consecutive Innings	3++	Nomar Garciaparra, 7/23/2002 (G1) vs. TB (3rd & 4th)
MOST, Doubleheader	4**	Jim Tabor, 7/4/1939 (G2) at PHA
MOST, Inning.....	2++	Masataka Yoshida, 4/23/2023 at MIL (8th); David Ortiz, 8/12/2008 vs. TEX (1st); Nomar Garciaparra, 7/23/2002 (G1) vs. TB (3rd); Ellis Burks, 8/27/1990 at CLE (4th); Bill Regan, 7/16/1928 at CWS (4th)
MOST GRAND SLAMS, Consecutive Innings	2++	Bill Mueller, 6/29/2003 at TEX (7th & 8th)
GRAND SLAMS, Both Sides of Plate		+Bill Mueller, 6/29/2003 at TEX
MOST GRAND SLAMS, Rookie	2	Ryan Kalish, 2010; Bob Zupcic, 1992; Ellis Burks, 1987; Faye Throneberry, 1952; Walt Dropo, 1950; Jim Tabor, 1939; Ted Williams, 1939
MOST CONSECUTIVE GAMES WITH HR	6	Rafael Devers, 5/15-20/2024;
MOST IN TWO CONSECUTIVE GAMES	5++	Mookie Betts, 5/31-6/1/2016;
		Nomar Garciaparra, 7/21-23 (G1)/2002; Carl Yastrzemski, 5/19-20/1976
PINCH HIT, Both Games of DH		++Joe Cronin, 6/17/1943 vs. PHA
YOUNGEST PLAYER TO HIT HR		Jerry Moses, 18 years 289 days, 5/25/1965 vs. MIN (PH)
OLDEST PLAYER TO HIT HR		Carl Yastrzemski, 44 years 19 days, 9/10/1983 at CLE
MOST, First Two ML Games (HR each game)	2	Sam Horn, 7/25-26/1987
MOST SEASONS, 20 or More	16**	Ted Williams
MOST SEASONS, 30 or More	10	David Ortiz
MOST SEASONS, 40 or More	3	David Ortiz, Manny Ramirez, Carl Yastrzemski
MOST, Season vs. Opponent	12	Ted Williams vs. CWS, 1949; Jimmie Foxx vs. CLE, 1938
MOST, Season vs. Opponent at Fenway Park	9	Jimmie Foxx vs. CLE, 1938
MOST, Season vs. Opponent on Road	8	Mookie Betts vs. BAL, 2016; Jimmie Foxx vs. STL, 1939

Club

MOST, Season Opener	5	4/6/2015 at PHI; 4/12/1965 vs. WAS
MOST, Season Opener, Both Clubs	7**	4/12/1965 vs. WAS
MOST, Inning by Opponent	++5	5/17/2022 vs. HOU (2nd)
MOST WITH 2 OUTS, Inning	4**	4/22/2007 vs. NYY (3rd); 7/18/1998 at DET (4th)
MOST PLAYERS HOMERING IN GAME, Both Clubs	9	6/13/21 vs. TOR; 9/15/2008 at TB; 5/22/1977 vs. MIL (G1); 5/17/1967 vs. BAL; 5/25/1965 vs. MIN
MOST PLAYERS, 2 or more HR	3++	7/4/2003 at NYY; 6/8/1950 vs. STL
MOST, To start game	2	7 times, last 5/31/2016 at BAL (Betts, Pedroia)
MOST IN EXTRA INNINGS, Game	3	4/29/1951 at PHA
MOST PINCH-HIT, Game	2**	6/7/2003 at MIL (Kevin Millar, Bill Mueller); 9/19/1997 (10 inn.) vs. CWS (Scott Hatteberg, Curtis Pride)
MOST PINCH-HIT, Inning	2++	vs. CWS, 9/19/1997 (Hatteberg, Pride) (9th inn.)
MOST Season at Home		124, 1977
MOST, Season on Road		127, 2019; 2003
MOST LEADOFF, Season		9, 2021
MOST LEADOFF ALLOWED, Season		8, 1999
MOST ALLOWED IN EXTRA INNINGS, Season		7, 1987; 1969
MOST GRAND SLAMS, Season		11, 2005
MOST GRAND SLAMS ALLOWED, Season		8, 2005; 2004
MOST INSIDE-THE-PARK, Season		38, 1903
MOST INSIDE-THE-PARK ALLOWED, Season		27, 1906
MOST HIT BY PITCHERS, Season		8, 1971; 1935
MOST IN ONE MONTH		55, July 2003
MOST ALLOWED IN ONE MONTH		49, June 1966
MOST IN A SEASON, by teammates		92, 2005 (Ortiz-47; Ramirez-45)
MOST GAMES, HR by Teammates, Season		12, 2006 (Ortiz, Ramirez); 2004 (Ortiz, Ramirez)
MOST GAMES, Five or More HR		8, 1977 (161 games)
MOST TIMES, Two or More Consecutive HR in One Game		16, 1977 (161 games)
MOST CONSECUTIVE GAMES, One or More HR		22 (36 HR), 4/29-5/22/2016
MOST IN BACK-TO-BACK GAMES		12, 7/21 at TB-7/23/2002 (G1) at NYY; 6/7-8/1950 vs. STL
FEWEST GAMES TO REACH 100 HR		65, 1977
MOST PLAYERS, at least one HR, Season		24**
MOST PLAYERS, 10 or More HR, Season		9, 2024; 2019; 2003
MOST, Season vs. One Opponent		38, BAL, 2003 (19 games)
MOST, Season vs. One Opponent, Fenway Park		22, NYY, 1977 (7 games)
MOST, Season vs. One Opponent, Road		23, BAL, 2016 (10 games)
MOST, Season by One Opponent		43, NYY, 2012 (18 games)
MOST, Season by One Opponent, Fenway Park		25, CLE, 1954 (13 games)
MOST, Season by One Opponent, Road		24, NYY, 2012 (9 games)

Club Pitching Records

+ML record (since 1900) ++tied for ML record *AL record **tied for AL record

Team Pitching

MOST COMPLETE GAMES.....148+ in 1904
FEWEST COMPLETE GAMES.....0 in 2020 (60-game season) and 2021

LOWEST ERA.....2.12 in 1904
HIGHEST ERA.....5.58 in 2020 (60 games); 5.02 in 1932

MOST HOME RUNS.....215 in 2019
MOST HOME RUNS, home.....99 in 2023 (81 games)
MOST HOME RUNS, road.....118 in 2019 (81 games)
MOST HOME RUNS, leadoff.....8 in 1999
MOST HOME RUNS, extra innings.....7 in 1987; 1969
MOST HOME RUNS, bases loaded.....8 in 2005; 2004
MOST HOME RUNS, pinch hit.....8 in 1991
MOST HOME RUNS, one month.....49, June 1966 (31 games)
FEWEST HOME RUNS.....6* in 1913

MOST SAVES.....53 in 1998
MOST PITCHERS, 10 or more saves.....3++ in 1999

MOST SHUTOUTS.....26 in 1918
FEWEST SHUTOUTS.....2, in 2020 (60-game season)
MOST CONSECUTIVE SHUTOUTS.....3, 11 times, last time 9/25-27/2015

MOST STRIKEOUTS.....1,633 in 2019 (162 games)
FEWEST STRIKEOUTS.....310 in 1925 (152 games)

MOST WALKS.....748 in 1950
FEWEST WALKS.....233 in 1904

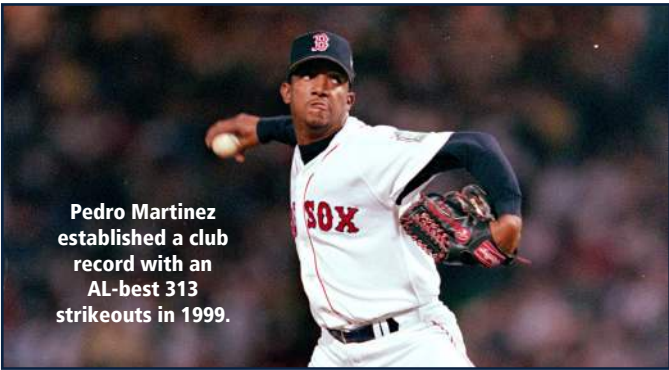
Team Pitching, Game

LARGEST LEAD RELINQUISHED IN LOSS.....10 runs up, 6/4/1989 vs. TOR (10-0 after 6 inn., lost 13-11 in 12 inn.)

MOST RUNS.....28-5 loss, 7/22/2022 vs. TOR
MOST RUNS, shutout.....19-0 loss, 5/18/1955 vs. CLE

MOST HOME RUNS.....8, 6/13/2021 vs. TOR
MOST STRIKEOUTS.....24, 5/14/2019 vs. COL (L, 5-4, 11 inn.); 9/15/2017 at TB (W, 13-6, 15 inn.)
MOST STRIKEOUTS, 9-inning game.....20++, 5/25/2017 vs. TEX (W, 6-2); 9/18/1996 at DET (W, 4-0);
.....4/29/1986 vs. SEA (W, 3-1)

MOST WALKS, 9-inning game.....18++, 5/20/1948 at CLE (L, 4-13), Harris 7 (1.1 IP), McDermott 11 (6.2 IP)



Pedro Martinez established a club record with an AL-best 313 strikeouts in 1999.

Pitching
Records

Individual Pitching Records

+ML record (since 1900) ++tied for ML record *AL record **tied for AL record

Single Season

LOWEST OPPONENTS BATTING AVERAGE167*, Pedro Martinez, 2000
LOWEST OPPONENTS ON-BASE PERCENTAGE213, Pedro Martinez, 2000
LOWEST WHIP	0.74+, Pedro Martinez, 2000
LOWEST EARNED RUN AVERAGE, left-handed	0.96+, Dutch Leonard (224.2 IP), 1914
LOWEST EARNED RUN AVERAGE, right-handed	1.26, Cy Young (299.0 IP), 1908
MOST EARNED RUNS	140, Wes Ferrell, 1936
MOST RUNS	172, Ted Lewis, 1901
MOST GAMES, left-handed	74, Rob Murphy, 1989
MOST GAMES, right-handed	81, Mike Timlin, 2005
MOST COMPLETE GAMES	41, Cy Young, 1902
MOST GAMES FINISHED	69, Tom Gordon, 1998
MOST CONSECUTIVE GAMES, scoreless	27, Koji Uehara, 2013
MOST HITS	350, Cy Young, 1902
MOST CONSECUTIVE BATTERS RETIRED	37, Koji Uehara, 2013
MOST CONSECUTIVE BATTERS RETIRED, without a hit	76+, Cy Young, 1904
MOST HIT BATSMEN	20, Bronson Arroyo, 2004; Howard Ehmke, 1923
MOST HOME RUNS, left-handed	35, Bruce Hurst, 1987
MOST HOME RUNS, right-handed	38, Rick Porcello, 2017; Tim Wakefield, 1996
MOST HOME RUNS, bases loaded	3, Clay Buchholz, 2016; Ramon Martinez, 2000
MOST HOME RUNS, leadoff	5, Pedro Martinez, 2004
MOST INNINGS, left-handed	326.1, Babe Ruth, 1917
MOST INNINGS, right-handed	384.2, Cy Young, 1902
MOST INNINGS, as reliever	168.1*, Bob Stanley, 1982
MOST CONSECUTIVE INNINGS, hitless	24.0+, Cy Young, 1904
MOST CONSECUTIVE INNINGS, scoreless	45.2, Cy Young, 1904
MOST LOSSES, left-handed	18, Hal Wiltse, 1927
MOST LOSSES, right-handed	25, Red Ruffing, 1928
MOST CONSECUTIVE LOSSES	14, Joe Harris, 1906
MOST SAVES, left-handed	24, Tom Burgmeier, 1980
MOST SAVES, right-handed	46, Tom Gordon, 1998
MOST SAVES, one month	12, Bob Stanley, Aug. 1980
MOST CONSECUTIVE SAVES	43, Tom Gordon, 1998
MOST CONSECUTIVE SAVES, spanning seasons	54, Tom Gordon, 4/19/1998-5/31/1999
MOST CONSECUTIVE SAVES, to start season	20, Jonathan Papelbon, 2006
MOST CONSECUTIVE SEASONS, 30 or more saves	6, Jonathan Papelbon, 2006-11
MOST SHUTOUT WINS, left-handed	9**, Babe Ruth, 1916
MOST SHUTOUT WINS, right-handed	10, Joe Wood, 1912; Cy Young, 1904
MOST SHUTOUT WINS, by score of 1-0	5**, Joe Bush, 1918
MOST SHUTOUT LOSSES	8, Joe Harris, 1906
MOST STARTS, left-handed	41, Babe Ruth, 1916
MOST STARTS, right-handed	43, Cy Young, 1902
MOST STRIKEOUTS, left-handed	308, Chris Sale, 2017
MOST STRIKEOUTS, right-handed	313, Pedro Martinez, 1999
MOST GAMES, 10 or more strikeouts	19, Pedro Martinez, 1999
MOST CONSECUTIVE GAMES, 10 or more strikeouts	8, Chris Sale, 2017; Pedro Martinez, 1999
MOST STRIKEOUTS PER 9.0 INNINGS	13.2, Pedro Martinez, 1999
MOST WALKS, left-handed	134, Mel Parnell, 1949
MOST WALKS, right-handed	121, Mike Torrez, 1979; Don Schwall, 1962
MOST WILD PITCHES	21, Earl Wilson, 1963

Individual Pitching Records, Continued

+ML record (since 1900) ++tied for ML record *AL record **tied for AL record

Single Season (continued)

HIGHEST WINNING PERCENTAGE	.882, Bob Stanley (15-2), 1978
MOST WINS, left-handed	.25, Mel Parnell, 1949
MOST WINS, right-handed	.34, Joe Wood, 1912
MOST WINS, as reliever	.16, Dick Radatz, 1964
MOST WINS, at home	.19, Cy Young, 1901
MOST WINS, at Fenway Park	.18, Joe Wood, 1912
MOST WINS, on road	.16, Joe Wood, 1912
MOST CONSECUTIVE WINS	.16**, Joe Wood, 1912
MOST CONSECUTIVE WINS, at home	.13, Rick Porcello, 2016; Dave Ferriss, 1946; Tex Hughson, 1944
MOST CONSECUTIVE WINS, on road	.11, Dutch Leonard, 1914
MOST CONSECUTIVE WINS, to start season	.14, Roger Clemens, 1986

Single Season Rookie

LOWEST EARNED RUN AVERAGE	2.39, Dutch Leonard, 1913
MOST COMPLETE GAMES	.26, Dave Ferriss, 1945; George Winter, 1901
MOST GAMES	.70, Marcus Walden, 2019
MOST INNINGS	.275.2, Buck O'Brien, 1912
MOST LOSSES	.21, Joe Harris, 1906
MOST SAVES	.35, Jonathan Papelbon, 2006
MOST SHUTOUTS	.5, Dave Ferriss, 1945
MOST STARTS	.34, Buck O'Brien, 1912
MOST STRIKEOUTS	.201, Daisuke Matsuzaka, 2007
MOST RUNS	.149, Ted Wingfield, 1925
MOST WALKS	.110, Don Schwall, 1961
MOST WINS	.21, Dave Ferriss, 1945

Single Game

MOST BALKS	4**, John Dopson, 6/13/1989 vs. DET
MOST CONSECUTIVE BATTERS RETIRED	.34, Waite Hoyt, 9/24/1919 (G2) at NYY (2nd to 13th)
MOST EXTRA-BASE HITS	.10, Curt Schilling, 8/10/2006 at KC
FEWEST HITS ALLOWED, complete game in ML debut	1++, Billy Rohr, 4/14/1967 at NYY, 3-0
MOST HOME RUNS	.6++, Tim Wakefield, 8/8/2004 at DET
MOST INNINGS	.24.0**, Joe Harris, 9/1/1906 vs. PHA (L, 4-1)
MOST INNINGS, in relief	.11.0, Babe Ruth, 5/15/1919 at CWS (W); Ted Lewis, 7/27/1901 at CWS (L)
MOST CONSECUTIVE SCORELESS INNINGS	.20.0*, Joe Harris, 9/1/1906 (4th thru 23rd) vs. PHA
MOST STRIKEOUTS, 9 innings	.20++, Roger Clemens, 9/18/1996 at DET; 4/29/1986 vs. SEA
MOST STRIKEOUTS, in relief	.13, Nick Pivetta, 7/17/2023 (6.0 IP) at OAK
MOST STRIKEOUTS, rookie	.15, Roger Clemens, 8/21/1984 vs. KC
MOST CONSECUTIVE STRIKEOUTS	.8, Nick Pivetta, 5/30/24 vs. DET; 7/10/2024 vs. OAK; Roger Clemens, 4/29/1986 vs. SEA
MOST WALKS	.12, Fritz Ostermueller, 7/30/1935 at WAS
MOST WALKS, in relief	.11, Mickey McDermott, 5/20/1948 at CLE; Ken Chase, 6/13/1943 vs. WAS (G1)
MOST WILD PITCHES	.4, Connor Seabold, 9/21/22 at CIN; Daisuke Matsuzaka, 5/27/2009 at MIN; Milt Gaston, 9/14/1929 vs. DET

Single Inning

MOST BATTERS FACED	.16++, Howard Ehmke, 9/28/1923 (6th) vs. NYY; Lefty O'Doul, 7/7/1923 (6th) vs. CLE; Doc Adkins, 7/8/1902 (6th) vs. PHA
MOST HITS	.12+, Doc Adkins, 7/8/1902 (6th) vs. PHA
MOST RUNS	.13+, Lefty O'Doul, 7/7/1923 (6th) at CLE (G1)
MOST STRIKEOUTS	.4++, Craig Kimbrel, 5/25/17 (9th) vs. TEX; Tim Wakefield, 8/10/1999 (9th) at KC
MOST WALKS	.6, Lefty O'Doul, 7/7/1923 (6th) at CLE

Longest Winning Streaks (Single Season)

RANK/PITCHER	NO.	DATES	RANK/PITCHER	NO.	DATES
1. J. Wood	16	7/8-9/15/1912	J. Kramer	11	6/3-8/3/1948
2. Clemens	14	4/11-6/27/1986*	Hughson	11	6/30-8/23/1942
3. Kinder	13	7/28-9/24/1949	12. Wakefield	10	6/29-8/13/1995
4. Ferriss	12	7/12-9/2/1946	Boddicker	10	4/30-7/2/1990
Leonard (L)	12	6/2-8/9/1914	Radatz	10	5/15-7/21/1963
C. Young	12	6/2-7/16/1901	Delock	10	5/1-7/20/1958*
7. Buchholz	11	4/3-9/15/2013*	Ferriss	10	4/26-6/9/1946*
B. Stanley	11	5/6-8/28/1978	C. Young	10	5/3-6/8/1902
Moret (L)	11	4/22-9/12/1973*			(L) left-hander * from start of season

NOTE: Ellis Kinder defeated the Chicago White Sox in 18 straight decisions from 7/22/1948-5/12/1953. Mel Parnell beat the Washington Senators in 17 straight decisions from 7/8/1948-9/20/1952. Joe Wood defeated the St. Louis Browns in 15 straight decisions from 5/25/1911-9/26/1914. Tom Brewer defeated the Philadelphia/Kansas City Athletics in 14 straight decisions from 7/2/1954-7/24/1957. Jon Lester defeated the Orioles in his first 14 career decisions against the club from 8/13/2006-4/28/2011.

Career Pitching Records

Wins

1. Clemens	192
2. C. Young	192
3. Wakefield	186
4. Parnell (L)	123
5. Tiant	122
6. P. Martinez	117
7. J. Wood	116
8. B. Stanley	115
9. Lester (L)	110
10. Dobson	106
11. Grove (L)	105
12. Hughson	96
Monbouquette	96
14. B. Lee (L)	94
15. Brewer	91
16. Leonard (L)	90
F. Sullivan	90
18. Beckett	89
Ruth (L)	89
20. 2 players	88

ERA (Min. 1,000 IP)

1. J. Wood	1.99
2. C. Young	2.00
3. Leonard (L)	2.13
4. Ruth (L)	2.19
5. Mays	2.21
6. R. Collins (L)	2.51
7. P. Martinez	2.52
8. Dinneen	2.81
9. Winter	2.91
10. Hughson	2.94
11. Clemens	3.06
12. Kinder	3.28
13. Grove (L)	3.34
14. Tiant	3.36
15. S. Jones	3.39
16. F. Sullivan	3.47
17. Culp	3.50
18. Parnell (L)	3.50
19. Dobson	3.57
20. B. Stanley	3.64

Games

1. B. Stanley	637
2. Wakefield	590
3. Barnes	429
4. Papelbon	396
5. Timlin	394
6. Lowe	384
7. Clemens	383
8. Kinder	365
9. C. Young	327
10. Delock	322
11. B. Lee (L)	321
12. Tazawa	302
13. Delcarmen	289
Parnell (L)	289
15. G. Harris	287
16. Fornieles	286
Radatz	286
18. Tiant	274
19. Garces	261
Okajima (L)	261

Losses

1. Wakefield	168
2. C. Young	112
3. Clemens	111
4. B. Stanley	97
Winter	97
6. Ruffing	96
7. Ja. Russell	94
8. Monbouquette	91
9. Dinneen	85
10. Brewer	82
11. Tiant	81
12. F. Sullivan	80
13. MacFayden	78
14. Parnell (L)	75
15. Hurst (L)	73
16. Delock	72
Dobson	72
W. Nixon	72
19. Eckersley	71
20. B. Lee (L)	68

Strikeouts

1. Clemens	2,590
2. Wakefield	2,046
3. P. Martinez	1,683
4. Lester (L)	1,386
5. C. Young	1,341
6. Beckett	1,108
7. Tiant	1,075
8. Hurst (L)	1,043
9. J. Wood	986
10. Monbouquette	969
11. Sale (L)	945
12. Buchholz	899
13. E. Rodriguez (L)	892
14. Porcello	852
15. F. Sullivan	821
16. Culp	794
17. Lonborg	784
18. Eckersley	771
Leonard (L)	771
20. Grove (L)	743

Games Started

1. Wakefield	430
2. Clemens	382
3. C. Young	297
4. Lester (L)	241
5. Tiant	238
6. Parnell (L)	232
7. Monbouquette	228
8. Brewer	217
Hurst (L)	217
10. Dobson	202
11. P. Martinez	201
F. Sullivan	201
13. Beckett	194
14. Eckersley	191
15. Grove (L)	190
16. Buchholz	188
17. W. Nixon	177
18. Winter	176
19. Dinneen	174
20. B. Lee (L)	167

Winning Pct. (Min. 100 Decisions)

1. P. Martinez760 (117-37)
2. J. Wood676 (117-56)
3. Ruth (L)659 (89-46)
4. Hughson640 (96-54)
5. Lester (L)636 (110-63)
6. Clemens634 (192-111)
7. C. Young632 (192-112)
8. Grove (L)629 (105-62)
9. Kinder623 (86-52)
10. E. Rodriguez (L)621 (64-39)
11. Parnell (L)621 (123-75)
12. Tannehill (L)620 (62-38)
13. W. Ferrell608 (62-40)
14. Beckett605 (89-58)
15. Tiant601 (122-81)
16. Dobson596 (106-72)
17. Mays585 (72-51)
18. Leonard (L)580 (94-68)
19. Lee (L)580 (94-68)
20. Collins (L)575 (84-62)

Saves

1. Papelbon	219
2. B. Stanley	132
3. Kimbrel	108
4. Radatz	104
5. Kinder	91
6. Reardon	88
7. Lowe	85
8. Uehara	79
9. Lyle (L)	69
10. Gordon	68
11. L. Smith	58
12. Jansen	56
13. B. Campbell	51
14. Urbina	49
15. Fornieles	48
Slocumb	48
17. Barnes	47
Foulke	47
19. Je. Russell	45
20. Drago	41

Innings

1. Wakefield	3,006.0
2. Clemens	2,776.0
3. C. Young	2,728.1
4. Tiant	1,774.2
5. Parnell (L)	1,752.2
6. B. Stanley	1,707.0
7. Monbouquette	1,622.0
8. Winter	1,599.2
9. Dobson	1,544.0
10. Grove (L)	1,539.2
11. Lester (L)	1,519.1
12. Brewer	1,509.1
13. F. Sullivan	1,505.1
14. B. Lee (L)	1,503.1
15. Dinneen	1,501.0
16. Hurst (L)	1,459.0
17. J. Wood	1,418.0
18. P. Martinez	1,383.2
19. Hughson	1,375.2
20. Eckersley	1,371.2

(L) left-hander

Career Pitching Records, Continued

Complete Games

1. C. Young.....	275
2. Dinneen.....	156
3. Winter.....	141
4. J. Wood.....	121
5. Grove (L).....	119
6. Parnell (L).....	113
Tiant.....	113
8. Ruth (L).....	105
9. Clemens.....	100
10. Hughson.....	99
11. Leonard (L).....	96
12. R. Collins (L).....	90
Dobson.....	90
14. Mays.....	87
15. Tannehill (L).....	85
16. Ehmke.....	83
S. Jones.....	83
18. W. Ferrell.....	81
19. Brewer.....	75
20. Ruffing.....	73

Home Runs Allowed

1. Wakefield.....	401
2. Clemens.....	194
3. Monbouquette.....	180
4. Hurst (L).....	173
5. Tiant.....	170
6. Eckersley.....	167
7. Beckett.....	153
8. Porcello.....	144
9. Lester (L).....	138
10. B. Lee (L).....	136
11. Delock.....	134
12. Boyd.....	126
Brewer.....	126
14. F. Sullivan.....	123
E. Wilson.....	123
16. Buchholz.....	116
B. Stanley.....	113
18. Eduardo Rodriguez (L).....	107
19. Lonborg.....	105
20. Parnell (L).....	104

Shutouts

1. Clemens.....	38
C. Young.....	38
3. J. Wood.....	28
4. Tiant.....	26
5. Leonard (L).....	25
6. Parnell (L).....	20
7. R. Collins (L).....	19
Hughson.....	19
9. S. Jones.....	18
10. Dobson.....	17
Ruth (L).....	17
12. Dinneen.....	16
Monbouquette.....	16
14. Foster.....	15
Grove (L).....	15
16. Mays.....	14
F. Sullivan.....	14
Tannehill (L).....	14
19. 3 players.....	13

SO/9.0 IP (Min. 1,000 IP)

1. P. Martinez.....	10.95
2. Clemens.....	8.40
3. Lester (L).....	8.21
4. Beckett.....	8.04
5. Buchholz.....	6.93
6. Culp.....	6.54
7. Hurst (L).....	6.43
8. Lonborg.....	6.42
9. E. Wilson.....	6.27
10. J. Wood.....	6.26
11. Wakefield.....	6.13
12. Lowe.....	5.84
13. Tiant.....	5.45
14. Monbouquette.....	5.38
15. Leonard (L).....	5.10
16. Eckersley.....	5.06
17. Boyd.....	5.05
18. Delock.....	4.93
19. F. Sullivan.....	4.91
20. Ja. Wilson.....	4.75

Walks

1. Wakefield.....	1,095
2. Clemens.....	856
3. Parnell (L).....	758
4. Brewer.....	669
5. Dobson.....	604
6. J. Wilson.....	564
7. W. Nixon.....	530
8. Lester (L).....	529
9. Delock.....	514
10. McDermott (L).....	504
11. Tiant.....	501
12. Ostermueller (L).....	491
13. E. Wilson.....	481
14. Hurst (L).....	479
15. F. Sullivan.....	475
16. B. Stanley.....	471
17. Ruffing.....	459
18. B. Lee (L).....	448
19. Grove (L).....	447
20. MacFayden.....	430

Relief Wins

1. B. Stanley.....	85
2. Radatz.....	49
3. Kinder.....	40
4. Clear.....	35
5. Delock.....	34
6. Barnes.....	32
7. Fornieles.....	31
8. Timlin.....	30
9. B. Campbell.....	28
10. Ryba.....	26
Ja. Wilson.....	26

10-Strikeout Games

1. P. Martinez.....	72
2. Clemens.....	68
3. Sale (L).....	46
4. Lester (L).....	20
5. J. Wood.....	17
6. Hurst (L).....	13
7. Pivetta.....	12
8. Price (L).....	11

20-Game Winners

Rank/Player	W-L	Year
1. J. Wood.....	*34-5	1912
2. C. Young.....	*33-10	1901
3. C. Young.....	*32-11	1902
4. C. Young.....	*28-9	1903
5. C. Young.....	26-16	1904
6. Parnell (L).....	*25-7	1949
Ferriss.....	25-6	1946
W. Ferrell.....	*25-14	1935
9. Clemens.....	*24-4	1986
Ruth (L).....	24-13	1917
11. P. Martinez.....	*23-4	1999
Kinder.....	23-6	1949
S. Jones.....	23-16	1921
Ruth (L).....	23-12	1916
J. Wood.....	23-17	1911
Dinneen.....	23-14	1904

Rank/Player	W-L	Year
17. Porcello.....	*22-4	2016
Tiant.....	22-13	1974
Lonborg.....	†22-9	1967
Hughson.....	*22-6	1942
Mays.....	22-9	1917
Tannehill (L).....	22-9	1905
23. Schilling.....	*21-6	2004
Lowe.....	21-8	2002
Clemens.....	21-6	1990
Tiant.....	21-12	1976
Parnell (L).....	21-8	1953
Ferriss.....	21-10	1945
Mays.....	21-13	1918
C. Young.....	21-11	1908
C. Young.....	21-15	1907
Tannehill (L).....	21-11	1904

Rank/Player	W-L	Year
Dinneen.....	21-13	1903
Dinneen.....	21-21	1902
35. Beckett.....	*20-7	2007
P. Martinez.....	20-13	2002
Clemens.....	†20-9	1987
Eckersley.....	20-8	1978
Tiant.....	20-13	1973
Monbouquette.....	20-10	1963
Hughson.....	20-11	1946
W. Ferrell.....	20-15	1936
Grove (L).....	20-12	1935
Ehmke.....	20-17	1923
Ra. Collins (L).....	20-13	1914
Bedient.....	20-9	1912
O'Brien.....	20-13	1912
Hughes.....	20-7	1903

(L) left-handed * led AL † tied for AL lead

Single-Season Pitching Leaders

Wins

1. J. Wood.....	*34-5, 1912
2. C. Young.....	*33-10, 1901
3. C. Young.....	*32-11, 1902
4. C. Young.....	*28-9, 1903
5. C. Young.....	26-16, 1904
6. Parnell (L).....	*25-7, 1949
Ferriss.....	25-6, 1946
Ferrell.....	*25-14, 1935
9. Clemens.....	*24-4, 1986
Ruth (L).....	24-13, 1917

Strikeouts

1. P. Martinez.....	*313, 1999
2. Sale (L).....	*308, 2017
3. Clemens.....	*291, 1988
4. P. Martinez.....	*284, 2000
5. J. Wood.....	258, 1912
6. Clemens.....	*257, 1996
7. Clemens.....	256, 1987
8. P. Martinez.....	251, 1998
9. Lonborg.....	*246, 1967
10. Clemens.....	*241, 1991

Games Started

1. C. Young.....	*43, 1902
2. Dinneen.....	42, 1902
3. Ruth (L).....	*41, 1916
C. Young.....	41, 1904
C. Young.....	41, 1901
6. Lonborg.....	†39, 1967
Ehmke.....	39, 1923
8. 7 players.....	38

Shutouts

1. J. Wood.....	*10, 1912
C. Young.....	*10, 1904
3. Ruth (L).....	*9, 1916
4. Clemens.....	*8, 1988
Mays.....	†8, 1918
6. Clemens.....	*7, 1987
Tiant.....	*7, 1974
Bush.....	7, 1918
Leonard (L).....	7, 1914
C. Young.....	*7, 1903

10-Strikeout Games

1. P. Martinez.....	*19, 1999
2. Sale (L).....	*18, 2017
3. P. Martinez.....	*15, 2000
4. Sale (L).....	14, 2019
5. Clemens.....	*12, 1988
6. Sale (L).....	11, 2018
7. P. Martinez.....	*9, 2002
P. Martinez.....	*9, 2001
Clemens.....	†9, 1987
10. P. Martinez.....	8, 1998
Clemens.....	*8, 1996
Clemens.....	†8, 1986
Lonborg.....	*8, 1967

Losses

1. Ruffing.....	*10-25, 1928
2. Ruffing.....	*9-22, 1929
3. S. Harriss.....	*14-21, 1927
J. Harris.....	†2-21, 1906
C. Young.....	†13-21, 1906
Dinneen.....	*21-21, 1902
7. Gaston.....	†13-20, 1930
Jh. Russell.....	†9-20, 1930
Ehmke.....	9-20, 1925
S. Jones.....	12-20, 1919

Earned Run Average

1. Leonard (L).....	*0.96, 1914
2. C. Young.....	1.26, 1908
3. J. Wood.....	*1.49, 1915
4. R. Collins (L).....	1.62, 1910
5. C. Young.....	*1.62, 1901
6. Shore.....	1.64, 1915
7. J. Wood.....	1.68, 1910
8. Foster.....	1.70, 1914
9. P. Martinez.....	*1.74, 2000
10. Mays.....	1.74, 1917

Games

1. Timlin.....	*81, 2005
2. G. Harris.....	*80, 1993
3. Radatz.....	79, 1964
4. Timlin.....	76, 2004
5. Slocumb.....	75, 1996
6. Lowe.....	74, 2000
Lowe.....	74, 1999
R. Murphy (L).....	74, 1989
9. 6 players.....	73

Complete Games

1. C. Young.....	*41, 1902
2. C. Young.....	40, 1904
3. Dinneen.....	39, 1902
4. C. Young.....	38, 1901
5. Dinneen.....	37, 1904
6. Ruth (L).....	*35, 1917
J. Wood.....	*35, 1912
8. C. Young.....	†34, 1903
9. C. Young.....	33, 1907
10. Dinneen.....	32, 1903

Home Runs Allowed

1. Wakefield.....	38, 1996
Porcello.....	*38, 2017
3. E. Wilson.....	37, 1964
4. Beckett.....	36, 2006
5. Wakefield.....	*35, 2005
Hurst (L).....	35, 1987
7. Crawford.....	*34, 2024
Wise.....	34, 1975
Monbouquette.....	34, 1964
10. Conley.....	33, 1961

Win Pct. (Min. 15 decisions)

1. B. Stanley.....	.882 (15-2), 1978
2. J. Wood.....	*.872 (34-5), 1912
3. Moret (L).....	*.867 (13-2), 1973
4. Clemens.....	.857 (24-4), 1986
Matsuzaka.....	*.857 (18-3), 2008
6. P. Martinez.....	*.852 (23-4), 1999
7. Porcello.....	.846 (22-4), 2016
8. P. Martinez.....	*.833 (20-4), 2002
9. Moret (L).....	*.824 (14-3), 1975
10. Ferriss.....	*.806 (25-6), 1946

Saves

1. T. Gordon.....	*46, 1998
2. Kimbrel.....	42, 2018
Lowe.....	†42, 2000
4. Papelbon.....	41, 2008
5. Urbina.....	40, 2002
Reardon.....	40, 1991
7. Papelbon.....	38, 2009
8. Papelbon.....	37, 2010
Papelbon.....	37, 2007
10. Papelbon.....	35, 2006
Kimbrel.....	35, 2017

Innings

1. C. Young.....	*384.2, 1902
2. C. Young.....	380.0, 1904
3. Dinneen.....	371.1, 1902
C. Young.....	371.1, 1901
5. J. Wood.....	344.0, 1912
6. C. Young.....	343.1, 1907
7. C. Young.....	*341.2, 1903
8. Dinneen.....	335.2, 1904
9. Ruth (L).....	326.1, 1917
10. Ruth (L).....	323.2, 1916

Walks

1. Parnell (L).....	134, 1949
2. McDermott (L).....	124, 1950
3. Torrez.....	*121, 1979
Schwall.....	121, 1962
5. Newsom.....	119, 1937
Ja. Wilson.....	119, 1937
Ferrell.....	119, 1936
Ehmke.....	119, 1923
9. Ruffing.....	118, 1929
Ruth (L).....	118, 1916

Relief Wins

1. Radatz.....	*16, 1964
2. Radatz.....	*15, 1963
3. Clear.....	*14, 1982
4. B. Stanley.....	*13, 1978
Campbell.....	13, 1977
6. B. Stanley.....	12, 1982
7. Delock.....	*11, 1956
8. 8 players.....	10

* led AL (L) left-hander

† tied for AL lead

Wins (Rookies)

Rank/Player	W-L	Year
1. Ferriss.....	21-10	1945
2. Bedient.....	20-9	1912
B. O'Brien.....	20-13	1912

Rank/Player	W-L	Year
4. D. Newsome.....	19-10	1941
E. Morris.....	19-15	1928
6. Ruth (L).....	18-8	1915
7. Winter.....	16-12	1901

Rank/Player	W-L	Year
8. Matsuzaka.....	15-12	2007
Schwall.....	15-7	1961
F. Sullivan.....	15-12	1954
Bagby Jr.....	15-11	1938

Annual Pitching Leaders

WINS

2024	Bello.....	14-8	1993	Darwin.....	15-11	1962	Conley, Monbouquette.....	15	1931	MacFayden.....	16-12
2023	Bello.....	12-11	1992	Clemens.....	18-11	1961	Schwall.....	15-7	1930	Gaston.....	13-20
2022	Wacha.....	11-2	1991	Clemens.....	18-10	1960	Monbouquette.....	14-11	1929	E. Morris.....	14-14
2021	Rodriguez.....	13-8	1990	Clemens.....	21-6	1959	Casale.....	13-8	1928	E. Morris.....	19-15
2020	Evoldi.....	4-2	1989	Clemens.....	17-11	1958	Delock.....	14-8	1927	S. Harriss.....	14-21
2019	Rodriguez.....	19-6	1988	Clemens, Hurst.....	18	1957	Brewer.....	16-13	1926	Wingfield.....	11-16
2018	Porcello.....	17-7	1987	Clemens.....	*20-9	1956	Brewer.....	19-9	1925	Wingfield.....	12-19
2017	Sale, Pomeranz.....	17	1986	Clemens.....	*24-4	1955	F. Sullivan.....	*18-13	1924	Ehmke.....	19-17
2016	Porcello.....	*22-4	1985	Boyd.....	15-13	1954	F. Sullivan.....	15-12	1923	Ehmke.....	20-17
2015	Miley.....	11-11	1984	3 players.....	12	1953	Parnell.....	21-8	1922	Ri. Collins.....	14-11
2014	Lackey.....	11-7	1983	Tudor.....	13-12	1952	Parnell.....	12-12	1921	S. Jones.....	23-16
2013	Lester.....	15-8	1982	Clear.....	14-9	1951	Parnell.....	18-11	1920	Pennock.....	16-13
2012	Buchholz, Doubront.....	11	1981	B. Stanley, Torrez.....	10	1950	Parnell.....	18-10	1919	Pennock.....	16-8
2011	Lester.....	15-9	1980	Eckersley.....	12-14	1949	Parnell.....	*25-7	1918	Mays.....	21-13
2010	Lester.....	19-9	1979	Eckersley.....	17-10	1948	Kramer.....	18-5	1917	Ruth.....	24-13
2009	Beckett.....	17-6	1978	Eckersley.....	20-8	1947	Dobson.....	18-8	1916	Ruth.....	23-12
2008	Matsuzaka.....	18-3	1977	Campbell.....	13-9	1946	Ferriss.....	25-6	1915	Foster, Shore.....	19
2007	Beckett.....	*20-7	1976	Tiant.....	21-12	1945	Ferriss.....	21-10	1914	Ra. Collins.....	20-13
2006	Beckett.....	16-11	1975	Wise.....	19-12	1944	Hughson.....	18-5	1913	Ra. Collins.....	19-8
2005	Wakefield.....	16-12	1974	Tiant.....	22-13	1943	Hughson.....	12-15	1912	J. Wood.....	*34-5
2004	Schilling.....	*21-6	1973	Tiant.....	20-13	1942	Hughson.....	*22-6	1911	J. Wood.....	23-17
2003	Lowe.....	17-7	1972	Pattin.....	17-13	1941	Newsome.....	19-10	1910	Cicotte.....	15-11
2002	Lowe.....	21-8	1971	Siebert.....	16-10	1940	Heving, Ja. Wilson.....	12	1909	Arellanes.....	16-12
2001	Nomo.....	13-10	1970	Culp.....	17-14	1939	Grove.....	15-4	1908	C. Young.....	21-11
2000	P. Martinez.....	18-6	1969	Culp.....	17-8	1938	Bagby Jr., Ja. Wilson.....	15	1907	C. Young.....	21-15
1999	P. Martinez.....	*23-4	1968	Culp, Ellsworth.....	16	1937	Grove.....	17-9	1906	Tannehill, C. Young.....	13
1998	P. Martinez.....	19-7	1967	Lonborg.....	*22-9	1936	W. Ferrell.....	20-15	1905	Tannehill.....	22-9
1997	Sele.....	13-12	1966	Santiago.....	12-13	1935	W. Ferrell.....	*25-14	1904	C. Young.....	26-16
1996	Wakefield.....	14-13	1965	E. Wilson.....	13-14	1934	W. Ferrell.....	14-5	1903	C. Young.....	*28-9
1995	Wakefield.....	16-8	1964	Radatz.....	16-9	1933	Rhodes.....	12-15	1902	C. Young.....	*32-11
1994	Clemens.....	9-7	1963	Monbouquette.....	20-10	1932	Kline.....	11-13	1901	C. Young.....	*33-10

EARNED RUN AVERAGE

2024	Houck.....	3.12	1993	Viola.....	3.14	1962	Monbouquette.....	3.33	1931	W. Moore.....	3.88
2023	Crawford.....	^4.04	1992	Clemens.....	*2.41	1961	Schwall.....	3.22	1930	Gaston.....	3.92
2022	Wacha.....	3.32	1991	Clemens.....	*2.62	1960	Monbouquette.....	3.64	1929	MacFayden.....	3.62
2021	Evoldi.....	3.75	1990	Clemens.....	*1.93	1959	Brewer.....	3.76	1928	E. Morris.....	3.53
2020	Pérez.....	4.50	1989	Clemens.....	3.13	1958	Delock.....	3.38	1927	S. Harriss.....	4.18
2019	Rodriguez.....	3.81	1988	Clemens.....	2.93	1957	F. Sullivan.....	2.73	1926	Wiltse.....	4.22
2018	Price.....	3.58	1987	Clemens.....	2.97	1956	F. Sullivan.....	3.42	1925	Ehmke.....	3.73
2017	Sale.....	2.90	1986	Clemens.....	*2.48	1955	F. Sullivan.....	2.91	1924	Quinn.....	3.27
2016	Porcello.....	3.15	1985	Boyd.....	3.70	1954	F. Sullivan.....	3.14	1923	Piercy.....	3.41
2015	Miley.....	4.46	1984	Nipper.....	3.89	1953	McDermott.....	3.01	1922	Quinn.....	3.48
2014	Buchholz.....	5.34	1983	Ojeda.....	4.04	1952	Parnell.....	3.62	1921	S. Jones.....	3.22
2013	Lackey.....	3.52	1982	B. Stanley.....	3.10	1951	Parnell.....	3.26	1920	H. Harper.....	3.04
2012	Buchholz.....	4.56	1981	Torrez.....	3.68	1950	Parnell.....	3.61	1919	Mays.....	2.47
2011	Beckett.....	2.89	1980	B. Stanley.....	3.39	1949	Parnell.....	*2.77	1918	Bush.....	2.11
2010	Buchholz.....	2.33	1979	Eckersley.....	2.99	1948	Parnell.....	3.14	1917	Mays.....	1.74
2009	Lester.....	3.41	1978	Eckersley.....	2.99	1947	Dobson.....	2.95	1916	Ruth.....	*1.75
2008	Matsuzaka.....	2.90	1977	Jenkins.....	3.68	1946	Hughson.....	2.75	1915	J. Wood.....	*1.49
2007	Beckett.....	3.27	1976	Tiant.....	3.06	1945	Ferriss.....	2.96	1914	Leonard.....	*0.96
2006	Schilling.....	3.97	1975	B. Lee.....	3.95	1944	Hughson.....	2.26	1913	Leonard.....	2.39
2005	Wakefield.....	4.15	1974	Tiant.....	2.92	1943	Hughson.....	2.64	1912	J. Wood.....	1.91
2004	Schilling.....	3.26	1973	B. Lee.....	2.75	1942	Hughson.....	2.59	1911	J. Wood.....	2.02
2003	P. Martinez.....	*2.22	1972	Tiant.....	*1.91	1941	C. Wagner.....	3.07	1910	Ra. Collins.....	1.62
2002	P. Martinez.....	*2.26	1971	Siebert.....	2.91	1940	Bagby Jr.....	4.73	1909	Cicotte.....	1.97
2001	Wakefield.....	3.90	1970	Culp.....	3.04	1939	Grove.....	*2.54	1908	C. Young.....	1.26
2000	P. Martinez.....	*1.74	1969	Nagy.....	3.11	1938	Grove.....	*3.08	1907	C. Young.....	1.99
1999	P. Martinez.....	*2.07	1968	Culp.....	2.91	1937	Grove.....	3.02	1906	Dinneen.....	2.92
1998	P. Martinez.....	2.89	1967	Stange.....	2.77	1936	Grove.....	*2.81	1905	C. Young.....	1.82
1997	Gordon.....	3.74	1966	Santiago.....	3.66	1935	Grove.....	*2.70	1904	C. Young.....	1.97
1996	Clemens.....	3.63	1965	Monbouquette.....	3.70	1934	Ostermueller.....	3.49	1903	C. Young.....	2.08
1995	Wakefield.....	2.95	1964	Monbouquette.....	4.04	1933	B. Weiland.....	3.87	1902	C. Young.....	2.15
1994	Clemens.....	2.85	1963	E. Wilson.....	3.76	1932	Durham.....	3.80	1901	C. Young.....	*1.62

* led AL ** tied for AL lead

^ min. 100.0 IP (the 2023 season marked the 1st time no Red Sox pitcher qualified for the ERA title)

Annual Pitching Leaders, Continued

GAMES

2024	Weissert.....	62	1993	G. Harris.....	*80	1962	Radatz.....	*62	1931	W. Moore.....	53
2023	Winckowski.....	60	1992	G. Harris.....	70	1961	Fornieles.....	57	1930	Gaston.....	38
2022	Brasier.....	68	1991	Fossas.....	64	1960	Fornieles.....	*70	1929	Gaston.....	39
2021	Ottavino.....	69	1990	R. Murphy.....	68	1959	Fornieles.....	46	1928	E. Morris.....	47
2020	Brasier.....	25	1989	R. Murphy.....	74	1958	Wall.....	52	1927	S. Harriss.....	44
2019	Workman.....	73	1988	L. Smith.....	64	1957	Delock.....	49	1926	Wingfield.....	43
2018	Kelly.....	73	1987	Schiraldi.....	62	1956	Delock.....	48	1925	Wingfield.....	41
2017	Barnes.....	70	1986	B. Stanley.....	66	1955	Hurd, Kinder.....	43	1924	Ehmke.....	45
2016	Barnes.....	62	1985	B. Stanley.....	48	1954	Kinder.....	48	1923	Ehmke.....	43
2015	Layne, Ogando.....	64	1984	B. Stanley.....	57	1953	Kinder.....	*69	1922	Karr.....	41
2014	Tazawa.....	71	1983	B. Stanley.....	64	1952	Delock.....	39	1921	S. Jones.....	40
2013	Uehara.....	73	1982	Clear.....	55	1951	Kinder.....	*63	1920	S. Jones, Pennock..	37
2012	Aceves.....	69	1981	B. Stanley.....	35	1950	Kinder.....	48	1919	S. Jones.....	35
2011	D. Bard.....	70	1980	Burgmeier.....	62	1949	Kinder.....	43	1918	Bush.....	36
2010	D. Bard.....	73	1979	Drago.....	53	1948	Dobson.....	38	1917	Ruth.....	41
2009	R. Ramirez.....	70	1978	B. Stanley.....	52	1947	E. Johnson.....	45	1916	Leonard.....	48
2008	Delcarmen.....	73	1977	Campbell.....	69	1946	Ferriss.....	40	1915	Mays, Shore.....	38
2007	Okajima.....	66	1976	Willoughby.....	54	1945	Barrett.....	37	1914	Bedient.....	42
2006	Timlin.....	68	1975	B. Lee.....	41	1944	Ryba.....	42	1913	Bedient.....	43
2005	Timlin.....	*81	1974	Segui.....	58	1943	M. Brown.....	*49	1912	J. Wood.....	43
2004	Timlin.....	76	1973	Bolin.....	39	1942	Hughson.....	38	1911	J. Wood.....	44
2003	Timlin.....	72	1972	B. Lee.....	47	1941	Ryba.....	40	1910	Cicotte.....	36
2002	Urbina.....	61	1971	Bolin.....	52	1940	Ja. Wilson.....	41	1909	Arellanes.....	45
2001	Beck.....	68	1970	Lyle.....	63	1939	Dickman.....	48	1908	Cicotte.....	39
2000	Lowe.....	74	1969	Lyle.....	71	1938	Bagby Jr.....	43	1907	C. Young.....	43
1999	Lowe.....	74	1968	Stange.....	50	1937	Ja. Wilson.....	51	1906	C. Young.....	39
1998	Gordon.....	73	1967	Wyatt.....	60	1936	Ostermueller.....	43	1905	C. Young.....	38
1997	Wasdin.....	53	1966	McMahon.....	49	1935	Walberg.....	44	1904	C. Young.....	43
1996	Slocumb.....	75	1965	Radatz.....	63	1934	Rhodes.....	44	1903	C. Young.....	40
1995	Belinda.....	63	1964	Radatz.....	79	1933	Welch.....	47	1902	C. Young.....	*45
1994	Fossas.....	44	1963	Radatz.....	66	1932	Kline.....	47	1901	C. Young.....	43

GAMES STARTED

2024	Crawford.....	33	1993	Darwin.....	34	1962	Monbouquette.....	35	1931	MacFayden.....	32
2023	Bello.....	28	1992	Viola.....	35	1961	Monbouquette.....	32	1930	Gaston.....	34
2022	Pivetta.....	33	1991	Clemens.....	*35	1960	Monbouquette.....	30	1929	Ja. Russell.....	32
2021	Eovaldi.....	32	1990	Boddicker.....	34	1959	Brewer.....	32	1928	Ruffing.....	34
2020	Pérez.....	12	1989	Clemens.....	35	1958	Brewer.....	32	1927	Wiltse.....	29
2019	Rodriguez.....	34	1988	Clemens.....	35	1957	Brewer.....	32	1926	Wiltse.....	29
2018	Porcello.....	33	1987	Clemens.....	36	1956	F. Sullivan.....	33	1925	Ehmke.....	31
2017	Porcello.....	33	1986	Clemens.....	33	1955	F. Sullivan.....	*35	1924	Ehmke.....	36
2016	Price.....	*35	1985	Boyd.....	35	1954	W. Nixon.....	30	1923	Ehmke.....	39
2015	Miley.....	32	1984	Hurst.....	33	1953	Parnell.....	34	1922	Quinn.....	32
2014	Buchholz.....	28	1983	Tudor.....	34	1952	Parnell.....	29	1921	S. Jones.....	38
2013	Lester.....	33	1982	Eckersley.....	33	1951	Parnell.....	29	1920	S. Jones.....	33
2012	Lester.....	33	1981	Eckersley, Tanana..	23	1950	Parnell.....	31	1919	S. Jones.....	31
2011	Lester.....	31	1980	Torrez.....	32	1949	Parnell.....	33	1918	Mays.....	33
2010	Lackey.....	33	1979	Torrez.....	36	1948	Dobson.....	32	1917	Ruth.....	38
2009	Beckett, Lester.....	32	1978	Torrez.....	36	1947	Dobson.....	31	1916	Ruth.....	*41
2008	Lester.....	33	1977	Tiant.....	32	1946	Ferriss, Hughson.....	35	1915	Foster.....	33
2007	Matsuzaka.....	32	1976	Tiant.....	38	1945	Ferriss.....	31	1914	Ra. Collins.....	30
2006	Beckett.....	33	1975	Tiant, Wise.....	35	1944	Bowman.....	24	1913	Ra. Collins.....	30
2005	Wakefield.....	33	1974	Tiant.....	38	1943	Hughson.....	32	1912	J. Wood.....	38
2004	Lowe, P. Martinez.....	33	1973	Tiant.....	35	1942	Hughson.....	30	1911	J. Wood.....	33
2003	Lowe, Wakefield.....	33	1972	Pattin.....	35	1941	Newsome.....	29	1910	Cicotte.....	30
2002	Lowe.....	32	1971	Culp.....	35	1940	Bagby Jr., Grove.....	21	1909	Arellanes.....	28
2001	Nomo.....	33	1970	Peters.....	34	1939	Auker.....	25	1908	C. Young.....	33
2000	P. Martinez.....	29	1969	Culp.....	32	1938	Ja. Wilson.....	27	1907	C. Young.....	37
1999	P. Martinez.....	29	1968	Culp.....	30	1937	Grove.....	32	1906	C. Young.....	34
1998	P. Martinez, Wakefield..	33	1967	Lonborg.....	*39	1936	W. Ferrell.....	38	1905	C. Young.....	33
1997	Sele.....	33	1966	Santiago.....	28	1935	W. Ferrell.....	*38	1904	C. Young.....	41
1996	Clemens, Gordon.....	34	1965	E. Wilson.....	36	1934	Rhodes.....	31	1903	C. Young.....	35
1995	Hanson.....	29	1964	Monbouquette.....	35	1933	Rhodes.....	29	1902	C. Young.....	*43
1994	Clemens.....	24	1963	Monbouquette.....	36	1932	B. Weiland.....	27	1901	C. Young.....	41

* led AL ** tied for AL lead

Annual Pitching Leaders, Continued

COMPLETE GAMES

2024	Houck.....	1	1993	3 players.....	2	1962	Monbouquette.....	11	1931	MacFayden.....	17
2023	N/A.....		1992	Clemens.....	11	1961	Monbouquette.....	12	1930	Gaston.....	20
2022	Evoldi.....	2	1991	Clemens.....	13	1960	Monbouquette.....	12	1929	Gaston.....	20
2021	N/A.....		1990	Clemens.....	7	1959	Brewer.....	11	1928	Ruffing.....	*25
2020	N/A.....		1989	Clemens.....	8	1958	Brewer, F. Sullivan.....	10	1927	Wiltse.....	13
2019	Sale.....	1	1988	Clemens.....	*14	1957	Brewer.....	15	1926	Wiltse, Wingfield.....	9
2018	Porcello, Price.....	1	1987	Clemens.....	*18	1956	Brewer.....	15	1925	Ehmke.....	*22
2017	Porcello.....	2	1986	Hurst.....	11	1955	F. Sullivan.....	16	1924	Ehmke.....	26
2016	Wright.....	4	1985	Boyd.....	13	1954	F. Sullivan.....	11	1923	Ehmke.....	28
2015	Buchholz, Hill, Miley.....	1	1984	Boyd.....	10	1953	Parnell.....	12	1922	Quinn.....	16
2014	Buchholz.....	2	1983	Tudor.....	7	1952	Parnell.....	15	1921	S. Jones.....	25
2013	Lackey.....	2	1982	Eckersley.....	11	1951	Parnell.....	11	1920	S. Jones.....	21
2012	Lester.....	3	1981	Eckersley.....	8	1950	Parnell.....	21	1919	S. Jones.....	21
2011	Beckett, Wakefield.....	1	1980	Eckersley.....	8	1949	Parnell.....	*27	1918	Mays.....	*30
2010	Lester.....	2	1979	Eckersley.....	17	1948	Dobson, Parnell.....	16	1917	Ruth.....	*35
2009	Beckett.....	4	1978	Eckersley.....	16	1947	Dobson.....	15	1916	Ruth.....	23
2008	Lester.....	2	1977	Jenkins.....	11	1946	Ferriss.....	26	1915	Foster.....	21
2007	5 players.....	1	1976	Tiant.....	19	1945	Ferriss.....	26	1914	Foster, Leonard.....	17
2006	3 players.....	1	1975	Tiant.....	18	1944	Hughson.....	19	1913	Ra. Collins.....	19
2005	Wakefield.....	3	1974	Tiant.....	25	1943	Hughson.....	*20	1912	J. Wood.....	*35
2004	Schilling.....	3	1973	Tiant.....	23	1942	Hughson.....	*22	1911	J. Wood.....	25
2003	P. Martinez.....	3	1972	Pattin.....	13	1941	Newsome.....	17	1910	Cicotte.....	20
2002	P. Martinez.....	2	1971	Culp, Siebert.....	12	1940	Grove, Ja. Wilson.....	9	1909	Arellanes.....	17
2001	Nomo.....	2	1970	Culp.....	15	1939	Grove.....	17	1908	C. Young.....	30
2000	P. Martinez.....	7	1969	Culp.....	9	1938	Grove.....	12	1907	C. Young.....	33
1999	P. Martinez.....	5	1968	Culp.....	11	1937	Grove.....	21	1906	C. Young.....	28
1998	P. Martinez.....	3	1967	Lonborg.....	15	1936	W. Ferrell.....	*28	1905	C. Young.....	31
1997	Wakefield.....	4	1966	Stange.....	8	1935	W. Ferrell.....	*31	1904	C. Young.....	40
1996	Clemens, Wakefield.....	6	1965	Monbouquette.....	10	1934	W. Ferrell.....	17	1903	C. Young.....	*34
1995	Wakefield.....	6	1964	Monbouquette.....	7	1933	Rhodes.....	14	1902	C. Young.....	*41
1994	Clemens.....	3	1963	Monbouquette.....	13	1932	Andrews.....	8	1901	C. Young.....	38

SAVES

2024	Jansen.....	27	1993	Je. Russell.....	33	1962	Radatz.....	*24	1931	W. Moore.....	*10
2023	Jansen.....	29	1992	Reardon.....	27	1961	Fornieles.....	15	1930	Gaston, MacFayden.....	2
2022	Barnes, Houck, Schreiber.....	8	1991	Reardon.....	40	1960	Fornieles.....	*14	1929	Gaston.....	2
2021	Barnes.....	24	1990	Reardon.....	21	1959	Fornieles.....	11	1928	E. Morris.....	5
2020	Barnes, Workman.....	9	1989	L. Smith.....	25	1958	Kiely.....	12	1927	MacFayden, Ruffing.....	2
2019	Workman.....	16	1988	L. Smith.....	29	1957	Delock.....	11	1926	Wingfield.....	3
2018	Kimbrel.....	42	1987	Gardner.....	10	1956	Delock.....	9	1925	Wingfield.....	2
2017	Kimbrel.....	35	1986	B. Stanley.....	16	1955	Kinder.....	18	1924	Quinn.....	7
2016	Kimbrel.....	31	1985	Crawford.....	12	1954	Kinder.....	15	1923	Quinn.....	7
2015	Uehara.....	25	1984	B. Stanley.....	22	1953	Kinder.....	*27	1922	Ferguson, A. Russell.....	2
2014	Uehara.....	26	1983	B. Stanley.....	33	1952	Benton.....	6	1921	A. Russell.....	3
2013	Uehara.....	21	1982	Clear, B. Stanley.....	14	1951	Kinder.....	*14	1920	Pennock.....	2
2012	Aceves.....	25	1981	Clear.....	9	1950	Kinder.....	9	1919	A. Russell.....	4
2011	Papelbon.....	31	1980	Burgmeier.....	24	1949	2 players.....	4	1918	Bush.....	2
2010	Papelbon.....	37	1979	Drago.....	13	1948	E. Johnson.....	5	1917	Ruth.....	2
2009	Papelbon.....	38	1978	B. Stanley.....	10	1947	E. Johnson.....	8	1916	Leonard.....	6
2008	Papelbon.....	41	1977	Campbell.....	*31	1946	Klinger.....	*9	1915	Mays.....	*7
2007	Papelbon.....	37	1976	Willoughby.....	10	1945	Barrett.....	3	1914	Leonard.....	3
2006	Papelbon.....	35	1975	Drago.....	15	1944	Barrett.....	8	1913	Bedient.....	5
2005	Foulke.....	15	1974	Segui.....	10	1943	M. Brown.....	9	1912	Bedient, Hall.....	2
2004	Foulke.....	32	1973	Bolin.....	15	1942	M. Brown.....	6	1911	Hall.....	*4
2003	Kim.....	16	1972	Bolin, B. Lee.....	5	1941	Ryba.....	6	1910	Hall.....	2
2002	Urbina.....	40	1971	Lyle.....	16	1940	Ja. Wilson.....	5	1909	Arellanes.....	*8
2001	Lowe.....	24	1970	Lyle.....	20	1939	Hewson.....	7	1908	3 players.....	2
2000	Lowe.....	*42	1969	Lyle.....	17	1938	McKain.....	6	1907	Pruett.....	3
1999	Lowe, Wakefield.....	15	1968	Stange.....	12	1937	Ja. Wilson.....	7	1906	3 players.....	2
1998	Gordon.....	*46	1967	Wyatt.....	20	1936	Ja. Wilson.....	3	1905	Dinneen.....	1
1997	Slocumb.....	17	1966	McMahon.....	9	1935	Walberg.....	3	1904	C. Young.....	1
1996	Slocumb.....	31	1965	Radatz.....	22	1934	Ostermueller.....	3	1903	Dinneen, Young.....	*2
1995	Aguilera.....	20	1964	Radatz.....	*29	1933	Kline.....	4	1902	Altrock.....	1
1994	Ryan.....	13	1963	Radatz.....	25	1932	W. Moore.....	4	1901	T. Lewis.....	1

* led AL ** tied for AL lead # saves first became an official statistic in 1969

Annual Pitching Leaders, Continued

INNINGS

2024	Crawford	183.2	1993	Darwin	229.1	1962	Conley	241.2	1931	Ja. Russell	232.0
2023	Bello	157.0	1992	Clemens	246.2	1961	Monbouquette	236.1	1930	Gaston	273.0
2022	Pivetta	179.2	1991	Clemens	*271.1	1960	Monbouquette	215.0	1929	Ruffing	244.1
2021	Eovaldi	182.1	1990	Clemens	228.1	1959	Brewer	215.1	1928	Ruffing	289.1
2020	Pérez	62.0	1989	Clemens	253.1	1958	Brewer	227.1	1927	Wiltse	219.0
2019	Rodriguez	203.1	1988	Clemens	264.0	1957	F. Sullivan	240.2	1926	Wiltse	196.1
2018	Porcello	191.1	1987	Clemens	281.2	1956	Brewer	244.1	1925	Ehmke	260.2
2017	Sale	*214.1	1986	Clemens	254.0	1955	F. Sullivan	*260.0	1924	Ehmke	*315.0
2016	Price	*230.0	1985	Boyd	272.1	1954	F. Sullivan	206.1	1923	Ehmke	316.2
2015	Miley	193.2	1984	Hurst	218.0	1953	Parnell	241.0	1922	Quinn	256.0
2014	Buchholz	170.1	1983	Tudor	242.0	1952	Parnell	214.0	1921	S. Jones	298.2
2013	Lester	213.1	1982	Eckersley	224.1	1951	Parnell	221.0	1920	S. Jones	274.0
2012	Lester	205.1	1981	Eckersley	154.0	1950	Parnell	249.0	1919	S. Jones	245.0
2011	Beckett	193.0	1980	Torrez	207.1	1949	Parnell	*295.1	1918	Mays	293.1
2010	Lackey	215.0	1979	Torrez	252.1	1948	Dobson	245.1	1917	Ruth	326.1
2009	Beckett	212.1	1978	Eckersley	268.1	1947	Dobson	228.2	1916	Ruth	323.2
2008	Lester	210.1	1977	Jenkins	193.0	1946	Hughson	278.0	1915	Foster	255.1
2007	Matsuzaka	204.2	1976	Tiant	279.0	1945	Ferriss	264.2	1914	Ra. Collins	272.1
2006	Beckett	204.2	1975	B. Lee, Tiant	260.0	1944	Hughson	203.1	1913	Leonard	259.1
2005	Wakefield	225.1	1974	Tiant	311.1	1943	Hughson	266.0	1912	J. Wood	344.0
2004	Schilling	226.2	1973	B. Lee	284.2	1942	Hughson	*281.0	1911	J. Wood	275.2
2003	Lowe	203.1	1972	Pattin	253.0	1941	Newsome	213.2	1910	Cicotte	250.0
2002	Lowe	219.2	1971	Culp	242.1	1940	Bagby Jr.	182.2	1909	Arellanes	230.2
2001	Nomo	198.0	1970	Culp	251.1	1939	Grove	191.0	1908	C. Young	299.0
2000	P. Martinez	217.0	1969	Culp	227.0	1938	Bagby Jr.	198.2	1907	C. Young	343.1
1999	P. Martinez	213.1	1968	Culp	216.1	1937	Grove	262.0	1906	C. Young	287.2
1998	P. Martinez	233.2	1967	Lonborg	273.1	1936	W. Ferrell	*301.0	1905	C. Young	320.2
1997	Wakefield	201.1	1966	Lonborg	181.2	1935	W. Ferrell	*322.1	1904	C. Young	380.0
1996	Clemens	242.2	1965	E. Wilson	230.2	1934	Rhodes	219.0	1903	C. Young	*341.2
1995	Wakefield	195.1	1964	Monbouquette	234.0	1933	Rhodes	232.0	1902	C. Young	*384.2
1994	Clemens	170.2	1963	Monbouquette	266.2	1932	B. Weiland	195.2	1901	C. Young	371.1

STRIKEOUTS

2024	Crawford	175	1993	Clemens	160	1962	Monbouquette	153	1931	MacFayden	74
2023	Pivetta	183	1992	Clemens	208	1961	Monbouquette	161	1930	Gaston	99
2022	Pivetta	175	1991	Clemens	*241	1960	Monbouquette	134	1929	Ruffing	109
2021	Eovaldi	195	1990	Clemens	209	1959	Brewer	121	1928	Ruffing	118
2020	Eovaldi	52	1989	Clemens	230	1958	Brewer	124	1927	S. Harriss, Ruffing	77
2019	Sale	218	1988	Clemens	*291	1957	Brewer	128	1926	Wiltse	59
2018	Sale	237	1987	Clemens	256	1956	Brewer	127	1925	Ehmke	95
2017	Sale	*308	1986	Clemens	238	1955	F. Sullivan	129	1924	Ehmke	119
2016	Price	228	1985	Hurst	189	1954	F. Sullivan	124	1923	Ehmke	121
2015	Porcello	149	1984	Ojeda	137	1953	Parnell	136	1922	Ri. Collins	69
2014	Lester	149	1983	Tudor	136	1952	McDermott	117	1921	S. Jones	98
2013	Lester	177	1982	Tudor	146	1951	McDermott	127	1920	Bush	88
2012	Doubbront	167	1981	Clear	82	1950	McDermott	96	1919	Pennock	70
2011	Lester	182	1980	Eckersley	121	1949	Kinder	138	1918	Bush	125
2010	Lester	225	1979	Eckersley	150	1948	Dobson	116	1917	Leonard	144
2009	Lester	225	1978	Eckersley	162	1947	Hughson	119	1916	Ruth	170
2008	Beckett	172	1977	Tiant	124	1946	Hughson	172	1915	Leonard	116
2007	Matsuzaka	201	1976	Jenkins	142	1945	Ferriss	94	1914	Leonard	176
2006	Schilling	183	1975	Tiant	142	1944	Hughson	112	1913	Leonard	144
2005	Wakefield	151	1974	Tiant	176	1943	Hughson	114	1912	J. Wood	258
2004	P. Martinez	227	1973	Tiant	206	1942	Hughson	*113	1911	J. Wood	231
2003	P. Martinez	206	1972	Pattin	168	1941	M. Harris	111	1910	J. Wood	145
2002	P. Martinez	*239	1971	Culp	151	1940	Ja. Wilson	102	1909	J. Wood	88
2001	Nomo	*220	1970	Culp	197	1939	Grove	81	1908	C. Young	150
2000	P. Martinez	*284	1969	Culp	172	1938	Grove	99	1907	C. Young	147
1999	P. Martinez	*313	1968	Culp	190	1937	Grove	153	1906	C. Young	140
1998	P. Martinez	251	1967	Lonborg	*246	1936	Grove	130	1905	C. Young	210
1997	Gordon	159	1966	Lonborg	131	1935	Grove	121	1904	C. Young	200
1996	Clemens	*257	1965	E. Wilson	164	1934	Welch	91	1903	C. Young	176
1995	Hanson	139	1964	Radatz	181	1933	B. Weiland	97	1902	C. Young	160
1994	Clemens	168	1963	Monbouquette	174	1932	B. Weiland	63	1901	C. Young	*158

* led AL ** tied for AL lead

No-Hitters/1-Hitters

No-Hitters by Red Sox (18)

PITCHER	GAME	STATS
Jon Lester (L)	5/19/2008 vs. KC (W, 7-0)	9.0 IP, 2 BB, 9 SO
Clay Buchholz	9/12/2007 vs. BAL (W, 10-0)	9.0 IP, 3 BB, 9 SO
Derek Lowe	4/27/2002 vs. TB (W, 10-0)	9.0 IP, 1 BB, 6 SO
Hideo Nomo	4/4/2001 at BAL (W, 3-0)	9.0 IP, 3 BB, 11 SO
Dave Morehead	9/16/1965 vs. CLE (W, 2-0)	9.0 IP, 1 BB, 8 SO
Bill Monbouquette	8/1/1962 at CWS (W, 1-0)	9.0 IP, 1 BB, 7 SO
Earl Wilson	6/26/1962 vs. LAA (W, 2-0)	9.0 IP, 4 BB, 5 SO
Mel Parnell (L)	7/14/1956 vs. CWS (W, 4-0)	9.0 IP, 2 BB, 4 SO
Howard Ehmke	9/7/1923 at PHI (W, 4-0)	9.0 IP, 1 BB, 1 SO
Dutch Leonard (L)	6/3/1918 at DET (W, 5-0)	9.0 IP, 1 BB, 4 SO
*Babe Ruth (L), Ernie Shore	6/23/1917 vs. WSH-G1 (W, 4-0)	9.0 IP, 0 BB, 2 SO
Dutch Leonard (L)	8/30/1916 vs. STL (W, 4-0)	9.0 IP, 2 BB, 3 SO
Rube Foster	6/21/1916 vs. NYY (W, 2-0)	9.0 IP, 3 BB, 3 SO
Smoky Joe Wood	7/29/1911 vs. STL-G1 (W, 5-0)	9.0 IP, 2 BB, 12 SO
Cy Young	6/30/1908 at NYY (W, 8-0)	9.0 IP, 1 BB, 2 SO
Bill Dinneen	9/27/1905 vs. CWS-G1 (W, 2-0)	9.0 IP, 2 BB, 6 SO
Jesse Tannehill (L)	8/17/1904 at CWS (W, 6-0)	9.0 IP, 1 BB, 4 SO
Cy Young	5/5/1904 vs. PHI (W, 3-0)	9.0 IP, 0 BB, 8 SO

bold=perfect game

*Babe Ruth started the game but was ejected by home plate umpire Brick Owen after walking leadoff batter Eddie Foster. Ernie Shore relieved Ruth, Foster was thrown out stealing, and Shore retired the next 26 batters.

Other notable games:

On 10/1/2006, RHP Devern Hansack allowed 0 hits and threw all 5.0 innings in the Sox' 9-0, rain-shortened win vs. BAL (1 BB, 6 SO).

On 4/12/1992, LHP Matt Young threw an 8.0-inning complete game and allowed 0 hits in a 2-1 loss at CLE-G1 (7 BB, 6 SO).

No-Hitters Against Red Sox (12)

PITCHER	DATE	OPP.	IP	BB	K	SCORE	SOX W/L
Sean Manaea (L)	4/21/2018	at OAK	9.0	2	10	0-3	C. Sale
Chris Bosio	4/22/1993	at SEA	9.0	2	4	0-7	J. Hesketh
Dave Righetti (L)	7/4/1983	at NYY	9.0	4	9	0-4	J. Tudor
Tom Phoebus	4/27/1968	at BAL	9.0	3	9	0-6	G. Waslewski
Jim Bunning	7/20/1958 (G1)	vs. DET	9.0	2	12	0-3	F. Sullivan
Allie Reynolds	9/28/1951 (G1)	at NYY	9.0	4	9	0-8	M. Parnell
Bobby Burke (L)	8/8/1931	at WSH	9.0	5	8	0-5	W. Moore
Ted Lyons	8/21/1926	vs. CWS	9.0	1	2	0-6	S. Harriss
Walter Johnson	7/1/1920	vs. WSH	9.0	0	10	0-1	H. Harper
George Mogridge (L)	4/24/1917	vs. NYY	9.0	3	3	1-2	D. Leonard
Ed Walsh	8/27/1911	at CWS	9.0	1	8	0-5	R. Collins
Dusty Rhoads	9/18/1908	at CLE	9.0	2	2	1-2	F. Arellanes

NOTE: There has never been a perfect game thrown against the Red Sox.

On 9/18/1934 at STL, Bobo Newsom pitched 9.0 hitless innings against the Red Sox, then allowed a hit in the 10th inning (BOS won, 2-1)

On 8/6/1967 at MIN, Dean Chance threw a complete game and allowed 0 hits in a 5.0-inning, rain-shortened win vs. BOS

Most Recent One-Hitters by Red Sox

PITCHER	DATE	OPP.	HITTER	HIT	INN.	OUT	SCORE
Pivetta, Kelly, Keller	6/5/2024	vs. ATL	Riley	1B	4	0	9-0
Bernardino (L), Pivetta, Martin	7/17/2023	at OAK	R. Noda	1B	1	1	1-0
Porcello	8/3/2018	NYN	Andújar	HR	3	0	4-1
Fister	8/22/2017	at CLE	F. Lindor	HR	1	0	9-1
Lester (L)	5/10/2013	TOR	M. Izturis	2B	6	2	5-0
Beckett	6/15/2011	at TB	R. Brignac	1B	3	2	3-0
Lester (L), Delcarmen, Bard, Papelbon	5/25/2010	at TB	W. Aybar	1B	4	1	2-0
Matsuzaka, Bard	5/22/2010	at PHI	J. Castro	1B	8	2	5-0
Schilling	6/7/2007	at OAK	S. Stewart	1B	9	2	1-0
Lester (L), Papelbon	7/18/2006	KC	M. Teahen	1B	2	1	1-0
Wells (L), Timlin, Foulke	6/14/2005	CIN	R. Freel	1B	6	2	7-0
H. Nomo	5/25/2001	TOR	S. Stewart	2B	4	0	4-0
P. Martinez	8/29/2000	at TB	J. Flaherty	1B	9	0	8-0
P. Martinez	9/10/1999	at NYY	C. Davis	HR	2	2	3-1
Sele, Gordon	9/3/1997	at MON	M. Lansing	HR	3	2	0-1
Darwin	8/18/1993	CWS	D. Pasqua	3B	8	1	5-0
Viola (L)	9/30/1992	at TOR	D. White	1B	9	0	1-0
Harris, Reardon	6/7/1990	NYN	J. Barfield	1B	5	2	3-0
Clemens	9/10/1988	CLE	D. Clark	1B	8	1	6-0
Nipper, Crawford	7/11/1985	at SEA	I. Calderon	1B	6	1	7-1
Tudor (L)	5/27/1983	at TOR	D. Collins	1B	4	1	2-0

Notable Beginnings

Red Sox Who Pitched Shutouts in Their Major League Debut

PITCHER	DATE	OPPONENT	SCORE	HITS
Billy Rohr (L)	4/14/1967	at NYY	3-0	1
Dave Morehead	4/13/1963	at WAS	3-0	5
Dave Ferriss	4/29/1945 (G1)	at PHA	2-0	5
George Hockette	(L) 9/17/1934	at STL	3-0	2
Buck O'Brien	9/9/1911	at PHA	2-0	6
Larry Pape	7/6/1909 (G2)	vs. WAS	2-0	4
Rube Kroh (L)	9/30/1906 (G2)	at STL	2-0	2

Red Sox Who Pitched Shutouts in Their First Major League Start

(Had Previously Pitched In Relief)

PITCHER	DATE	OPPONENT	SCORE	HITS
Jim Wright	5/6/1978 (G2)	vs. CWS	3-0	7
Russ Kemmerer	7/18/1954 (G1)	vs. BAL	4-0	1
Ben Flowers	8/5/1953	vs. STL	5-0	8

Strikeout Records

Single-Game Strikeout Highs

RANK/PITCHER	SO	DATE/OPP	RANK/PITCHER	SO	DATE/OPP
1. Clemens	20	9/18/1996 at DET	11. Sale (L)	15	5/11/2018 at TOR
Clemens	20	4/29/1986 vs. SEA	Lester (L)	15	5/3/2014 vs. OAK
3. P. Martinez	17	5/6/2000 vs. TB	P. Martinez	15	7/23/2000 vs. CWS
P. Martinez	17	9/10/1999 at NYY	P. Martinez	15	5/12/2000 at BAL
Monbouquette	17	5/12/1961 at WAS	P. Martinez	15	9/4/1999 at SEA
Sale (L)	17	5/14/2019 vs. COL	P. Martinez	15	8/24/1999 at MIN
7. P. Martinez	16	4/8/2001 vs. TB	P. Martinez	15	5/12/1999 vs. SEA
P. Martinez	16	6/4/1999 vs. ATL	P. Martinez	15	5/7/1999 vs. ANA
Clemens	16	7/15/1988 vs. KC (G1)	Clemens	15	7/9/1988 at CWS (G2, 10)
Clemens	16	5/9/1988 at KC	Clemens	15	8/21/1984 vs. KC
			McDermott (L)	15	7/28/1951 vs. CLE (16)
			J. Wood	15	7/7/1911 at STL
			J. Harris	15	9/1/1906 vs. PHA

Single-Game Strikeout Highs by Opponent

RANK/PITCHER	SO	DATE/OPP	RANK/PITCHER	SO	DATE/OPP
1. N. Ryan	19	8/12/1974 at CAL	11. Mussina	15	9/24/2000 vs. BAL
N. Ryan	19	6/14/1974 at CAL (15)	R. Johnson (L)	15	4/10/1998 vs. SEA
J. Coombs	19	9/1/1906 vs. PHA	N. Ryan	15	5/6/1977 vs. CAL
4. R. Waddell (L)	17	9/5/1905 vs. PHA	N. Ryan	15	6/19/1976 at CAL
5. Clemens	16	7/12/1997 vs. TOR	N. Ryan	15	4/30/1974 vs. CAL
N. Ryan	16	7/9/1972 at CAL	M. Lolicch (L)	15	10/2/1972 at DET
H. Score (L)	16	5/1/1955 at CLE (G2)	D. Chance	15	6/2/1964 at LAA
J. Harshman (L)	16	7/25/1954 vs. CWS (G1)	C. Pascual	15	4/18/1960 at WAS
B. Feller	16	8/25/1937 at CLE (G1)	E. Walsh	15	8/11/1910 at CWS
R. Waddell (L)	16	7/9/1902 vs. PHA (17)	R. Waddell (L)	15	5/29/1907 at PHA (G2)

Club Fielding Records

+ML record (since 1900) ++tied for ML record *AL record **tied for AL record

Team Fielding, Season

MOST PUTOUTS	4,447 in 2017 (162 games)
FEWEST PUTOUTS (min. 150 games)	3,952 in 1938 (150 games)
MOST ASSISTS.....	2,174 in 1907 (155 games)
FEWEST ASSISTS (min. 150 games)	1,309 in 2017 (162 games)
MOST CHANCES ACCEPTED	6,671 in 1910 (158 games)
FEWEST CHANCES ACCEPTED (min. 150 games)	5,786 in 2021 (162 games)
MOST ERRORS	337 in 1901 (138 games)
FEWEST ERRORS	45 in 2020 (60 games); 66 in 2006 (162 games)
MOST ERRORLESS GAMES.....	108 in 2006 (162 games)
MOST CONSECUTIVE GAMES, without an error.....	18 in 2016 (9/13-10/1)
MOST DOUBLE PLAYS	204 in 1980 (160 games)
FEWEST DOUBLE PLAYS	59 in 2020 (60 games); 71 in 1908 (155 games)
MOST CONSECUTIVE GAMES, one or more double plays	25++ (38 double plays), 1951
MOST TRIPLE PLAYS	3++ in 1979 (160 games) and in 1924 (156 games)
MOST PASSED BALLS	37 in 2016 (162 games)
FEWEST PASSED BALLS	3 in 1975 (160 G); 1933 (149 G)
HIGHEST FIELDING PERCENTAGE98910 in 2006 (162 games)
LOWEST FIELDING PERCENTAGE943 in 1901 (138 games)

Triple Plays and Hidden Ball Plays

Recent Red Sox Triple Plays

DATE	OPP.	INN.	BATTER	BASES	DETAILS
8/15/2017	vs. STL	4	Y. Molina	123	Grounder to 3B Devers, touches 3B, to 2B Núñez, to 1B Moreland
8/16/2011	vs. TB (G2)	4	S. Rodriguez	12_	Grounder to 3B Lowrie, touches 3B, to 2B Pedroia, to 1B González
7/8/1994	vs. SEA	6	M. Newfield	12_	Liner caught by SS Valentin, touches 2B, tags runner*
7/28/1979	at TEX	1	A. Oliver	1_3	Pop fly to 2B Brohamer, to 1B Watson, to 3B Hobson
7/23/1979	vs. CAL	8	W. Aikens	123	Liner caught by SS Bureson, touches 2B, to 1B Vastrzskemi
5/10/1979	vs. CAL	7	J. Rudi	12_	Pop fly to 2B Remy, to SS Bureson, to 1B Scott
5/25/1972	vs. BAL	4	E. Hendricks	12_	Liner to 1B Josephson, touches 1B, to SS Aparicio who tags runner
7/15/1967	vs. BAL	1	P. Blair	12_	Liner to 3B Foy, to 2B Andrews, to 1B Scott
4/23/1966	vs. CLE	9	M. Alvis	1_3	Grounder to 2B Smith, to SS Petrocelli, to 1B Scott, to C Tillman
8/18/1965	at BAL	1	B. Robinson	12_	Grounder to 3B Malzone, to 2B Mantilla, to 1B Horton, to 3B Malzone
9/28/1963	vs. LAA	7	F. Torres	12_	Bunt to P Smith, to 3B Malzone, to SS Bressoud, to 2B Mantilla (1B)
6/23/1954	at BAL	1	S. Mele	123	Grounder to SS Bolling, to 2B Consolo, to 1B Agganis, to C White

NOTE: The Red Sox have turned 30 triple plays in club history.

* Unassisted triple play, the 2nd in club play, also 1B George Burns on 9/14/1923 vs. Cleveland.

Recent Triple Plays by Opponents

DATE	OPP.	INN.	BATTER	BASES	DETAILS
7/25/2023	vs. ATL	3	T. Casas	12_	Flyball to CF Harris II, to 1B Olson, to 3B Riley
5/2/2017	vs. BAL	8	J. Bradley Jr.	12_	SS Hardy to 2B Schoop, tags runners, touches 2B, to 1B Davis
8/6/2001	vs. TEX	4	S. Hatterberg	12_	Liner to SS Rodriguez, to 2B Velarde, touches 2B, tags runner
6/6/1996	vs. CWS	1	T. Naehring	12_	Grounder to 3B Ventura, touches 3B, to 2B Durham, to 1B Thomas
7/17/1990*	vs. MIN	8	J. Reed	12_	Grounder to 3B Gaetti, touches 3B, to 2B Newman, to 1B Hrbek
7/17/1990*	vs. MIN	4	T. Brunansky	123	Grounder to 3B Gaetti, touches 3B, to 2B Newman, to 1B Hrbek
7/4/1988	at KC	4	J. Rice	12_	Pop fly to CF Wilson, to 2B White, to 1B Brett
4/28/1971	vs. MIL	3	B. Conigliaro	1_3	Grounder to SS Auerbach, to 2B Kubiak, to 1B Hegan, to C Rodriguez
9/4/1966 (G2)	at KCA	1	T. Conigliaro	123	Grounder to SS Campaneris, to 2B Green, to 1B Taltton, to C Roof
9/4/1965 (G2)	at NYY	2	B. Tillman	12_	Grounder to 3B Boyer, to 2B Richardson, to 1B Pepitone, to 3B Boyer
4/24/1954	at WAS	3	K. Olson	12_	Bunt pop to P McDermott, to SS Hoderlein, to 1B Sievers
8/29/1953	at CWS	9	K. Olson	12_	Liner to 1B Fain, tags 1B, to SS Carrasquel (2B)

NOTE: The Red Sox have hit into 34 triple plays in club history.

* Red Sox became the first team in Major League history to hit into 2 triple plays in the same game.

Recent Red Sox Hidden Ball Plays

PLAYER, POS	DATE	OPP.	INN.	BASE	DETAILS/BASE RUNNER
Julio Lugo, SS	6/8/2007	at ARI	3	2B	Lugo/A. Callaspo
Steve Lyons, 2B	5/13/1991	vs. CWS	4	2B	Lyons/O. Guillen
Marty Barrett, 2B	9/5/1988	at BAL	4	2B	Flip to J. Reed/J. Traber
Marty Barrett, 2B	7/21/1985	vs. CAL	6	2B	Flip to G. Hoffman/D. DeCinces
Marty Barrett, 2B	7/7/1985	at CAL	2	2B	Barrett/B. Grich
Jackie Gutierrez, SS	8/17/1984	vs. MIN	7	2B	Gutierrez/T. Teufel

NOTE: There have been 18 documented hidden ball plays by Red Sox players. Marty Barrett (see above) and SS Johnny Pesky are the only known Sox to do so more than once. Pesky had 3 hidden ball plays vs. Bill Zuber (1942, WAS), Tommy Henrich (1942, NYY), and Buddy Lewis (1947, WAS). Thanks to Bill Deane of SABR for his research.

Errorless Streaks

Consecutive Games

FIRST BASE

Season: *135 K. Youkilis 4/2-9/30/2007
Career: 238 K. Youkilis 7/5/2006-6/6/2008

SECOND BASE

Season: 73 B. Doerr.....6/23-9/19/1948(G2)
Career: 114 D. Pedroia.....8/20/2016-7/18/2017

SHORTSTOP

Season: 57 Al. Gonzalez 4/11-6/30/2006
Career: 57 Al. Gonzalez 4/11-6/30/2006

THIRD BASE

Season: 77 R. Petrocelli..... 6/8-8/29/1971
Career: 77 R. Petrocelli..... 6/8-8/29/1971

OUTFIELD

Season: 154 J. Ellsbury..... 4/1-9/28/2011
Career: 290 J. Ellsbury..... 7/29/2009-9/1/2012

CATCHER

Season: 90 T. Pena 4/10-8/20/1993
Career: 144 P. Daley 6/13/1956-9/10/1958

PITCHER (STARTER)

Season: 47 E. Morris 4/11-9/27/1928
Career: 96 B. Monbouquette.... 9/9/1962-7/4/1965

PITCHER (RELIEVER)

Season: 76 M. Timlin (15 TC)..... 4/4-10/2/2004
Career: 257 R. Garces (61 TC). 4/30/1996-7/20/2001

Consecutive Chances

FIRST BASE

Season: *1,300 S. McInnis 5/31-10/2/1921
Career: *2,379 K. Youkilis 7/4/2006-6/6/2008

SECOND BASE

Season: 414 B. Doerr6/22-9/19/1948(G2)
Career: 436 D. Pedroia 7/29/2009-5/20/2010

SHORTSTOP

Season: 222 V. Stephens 6/4-7/28/1950
Career: 227 R. Petrocelli..... 8/20/1968-5/30/1969

THIRD BASE

Season: 232 R. Petrocelli..... 6/8-8/31/1971
Career: 232 R. Petrocelli..... 6/8-8/31/1971

OUTFIELD

Season: 394 J. Ellsbury..... 4/1-9/28/2011
Career: 707 J. Ellsbury..... 7/28/2009-9/3/2012

CATCHER

Season: 640 S. León 5/24-9/30/2018
Career: 1,053 J. Varitek 7/24/2009-9/14/2011

PITCHER (STARTER)

Season: 84 Ja. Russell 4/20-9/26/1929
Career: 160 B. Monbouquette.... 9/9/1962-7/4/1965

*AL Record

Career Fielding Leaders

Games Played

FIRST BASE

1. G. Scott.....988
2. Vaughn.....928
3. Todt.....852
4. Foxx.....807
5. Yastrzemski765

SECOND BASE

1. Doerr1,852
2. Pedroia1,492
3. H. Ferris983
4. Barrett.....906
5. Remy685

THIRD BASE

1. Bogs1,520
2. Malzone1,335
3. Devers951
4. Gardner929
5. Tabor789

SHORTSTOP

1. Bogaerts.....1,192
2. E. Scott1,093
3. Burleson1,004
4. Garciparra956
5. Parent.....909

CATCHER

1. Varitek.....1,488
2. Fisk.....990
3. S. White967
4. Gedman858
5. Vázquez.....651

OUTFIELD

1. T. Williams2,151
2. Evans2,079
3. Yastrzemski2,076
4. Hooper1,637
5. Rice1,543

Fielding Percentage

FIRST BASE

1. Youkilis997
2. McInnis996
3. Runnels995
4. Yastrzemski994
5. Todt992

SECOND BASE

1. Pedroia991
2. M. Barrett..... .986
3. Ch. Schilling985
4. Jo. Reed984
5. Remy982

THIRD BASE

1. Lowell972
2. Petrocelli970
3. Pesky963
4. Bogs959
5. Malzone956

SHORTSTOP

1. Bogaerts..... .978
2. Valentin972
3. V. Stephens..... .971
4. Burleson970
5. Petrocelli970

CATCHER

1. Vázquez..... .994
2. T. Pena994
3. Varitek994
4. Tillman988
5. R. Ferrell987

OUTFIELD

1. Ellsbury..... .995
2. Da. Lewis..... .992
3. Betts992
4. Bradley Jr.991
5. Damon991

PITCHER

1. Monbouquette985
2. Dobson980
3. F. Sullivan979
4. D. Ferriss979
5. W. Nixon977

NOTE: Min. 200 total chances for pitchers;
min. 400 games for all other positions.

Career Fielding Leaders, Continued

Assists

FIRST BASE

1. J. Foffx.....	614
2. Todt.....	610
3. G. Scott.....	590
4. Vaughn.....	544
5. Yastrzemski.....	512

SECOND BASE

1. Doerr.....	5,710
2. Pedroia.....	4,004
3. H. Ferris.....	3,063
4. M. Barrett.....	2,627
5. Remy.....	1,988

THIRD BASE

1. Boggs.....	2,956
2. Malzone.....	2,824
3. L. Gardner.....	1,821
4. Devers.....	1,684
5. Tabor.....	1,662

SHORTSTOP

1. E. Scott.....	3,394
2. Burleson.....	3,240
3. Parent.....	2,979
4. Bogaerts.....	2,972
5. Garciaparra.....	2,721

CATCHER

1. Criger.....	877
2. Carrigan.....	854
3. Varitek.....	541
4. S. White.....	482
5. Fisk.....	480

OUTFIELD

1. Hooper.....	260
2. Speaker.....	207
3. Yastrzemski.....	195
4. Du. Lewis.....	180
5. D. Evans.....	151

PITCHER

1. C. Young.....	689
2. Winter.....	466
3. Mays.....	450
4. Dinneen.....	405
5. J. Wood.....	402

Double Plays

FIRST BASE

1. G. Scott.....	815
2. Vaughn.....	785
3. J. Foffx.....	707
4. Todt.....	677
5. Yastrzemski.....	610

SECOND BASE

1. Doerr.....	1,507
2. Pedroia.....	940
3. M. Barrett.....	578
4. Remy.....	466
5. Goodman.....	443

THIRD BASE

1. Boggs.....	299
2. Malzone.....	286
3. Devers.....	167
4. Tabor.....	153
5. Petrocelli.....	150

SHORTSTOP

1. Burleson.....	698
2. Bogaerts.....	613
3. Cronin.....	565
4. Garciaparra.....	534
5. E. Scott.....	440

CATCHER

1. S. White.....	79
2. Varitek.....	72
3. Carrigan.....	66
4. Criger.....	62
5. Fisk.....	61

OUTFIELD

1. Speaker.....	64
2. Hooper.....	56
3. D. Evans.....	40
4. Du. Lewis.....	35
5. DiMaggio.....	32

PITCHER

1. B. Stanley.....	38
2. F. Sullivan.....	30
3. W. Nixon.....	27
4. Parnell.....	27
5. Wakefield.....	26

Putouts

FIRST BASE

1. Todt.....	8,676
2. G. Scott.....	8,560
3. Vaughn.....	7,842
4. J. Foffx.....	7,126
5. Yastrzemski.....	6,459

SECOND BASE

1. Doerr.....	4,928
2. Pedroia.....	2,574
3. H. Ferris.....	2,410
4. M. Barrett.....	1,820
5. Goodman.....	1,420

THIRD BASE

1. Malzone.....	1,270
2. Boggs.....	1,165
3. L. Gardner.....	1,008
4. J. Collins.....	968
5. Tabor.....	853

SHORTSTOP

1. E. Scott.....	2,310
2. He. Wagner.....	1,923
3. Parent.....	1,856
4. Burleson.....	1,826
5. Cronin.....	1,767

CATCHER

1. Varitek.....	10,166
2. Vázquez.....	5,315
3. Fisk.....	5,111
4. Gedman.....	4,675
5. S. White.....	4,458

OUTFIELD

1. D. Evans.....	4,255
2. T. Williams.....	4,159
3. Yastrzemski.....	3,941
4. DiMaggio.....	3,859
5. Rice.....	3,103

PITCHER

1. Clemens.....	214
2. Wakefield.....	213
3. Buchholz.....	132
4. Brewer.....	125
5. B. Stanley.....	122

Opening Day Starts

POS.	PLAYER	# OF LINEUPS	YEARS
RHP	Roger Clemens	8	1988-94, '96
LHP	Jon Lester	4	2011-14
	Mel Parnell	4	1950, '52-54
C	Jason Varitek	10	2000-09
1B	George Scott	7	1967-68, '70-71, '77-79
	Mo Vaughn	7	1992-98
2B	Bobby Doerr	13	1937-41, '43-44, '46-51
SS	Xander Bogaerts	9	2014-22
3B	Wade Boggs	10	1983-92
LF	Carl Yastrzemski	15	1961-72, '74, '78-79
CF	Dom DiMaggio	9	1941-42, '46-52
RF	Dwight Evans	14	1973, '75-76, '78-87, '89
DH	David Ortiz	11	2004-12, '14, '16

NOTE: Carl Yastrzemski started a club-record 22 Opening Days (15 LF, 4 1B, 2 DH, 1 RF). Jack Rothrock had the most Opening Day positions played with 5 from 1928-32 (SS, 3B, LF, CF, RF). Billy Goodman (1B, 2B, LF, RF), Dwight Evans (1B, RF, CF, DH), and Carl Yastrzemski (1B, LF, RF, DH) started at 4 positions.

Single-Season Fielding Leaders

Putouts

FIRST BASE

1. Todt *1,755, 1926
2. LaChance *1,691, 1904
3. McInnis 1,586, 1920
4. McInnis 1,549, 1921
5. LaChance *1,544, 1902

SECOND BASE

1. Wambsganss *463, 1924
2. Doerr *443, 1950
3. H. Ferris *424, 1907
4. Doerr *420, 1946
5. Doerr *415, 1943

THIRD BASE

1. J. Collins 203, 1901
2. J. Collins *191, 1904
3. Gardner 187, 1914
4. Pesky *184, 1949
5. Lord 181, 1908

SHORTSTOP

1. E. Scott *380, 1921
2. He. Wagner *373, 1908
3. He. Wagner 332, 1912
4. E. Scott *330, 1920
5. Parent 327, 1904

CATCHER

1. Vázquez *1,136, 2021
2. Vázquez 994, 2019
3. Varitek *972, 1999
4. Wong 953, 2023
5. Varitek *937, 2007

OUTFIELD

1. DiMaggio *503, 1948
2. T. Oliver *477, 1930
3. Piersall *455, 1956
4. Cramer *443, 1936
5. DiMaggio *439, 1942

PITCHER

1. Boyd *42, 1985
2. J. Wood *41, 1912
3. Clemens *31, 1991
4. Monbouquette *31, 1963
5. Wakefield 30, 2005

Fielding Percentage

FIRST BASE

1. Youkilis *1,000, 2007
2. McInnis *.999, 1921
3. Ad. González998, 2012
4. Moreland998, 2018
5. Ad. González997, 2011

SECOND BASE

1. Pedroia *.997, 2014
2. Loretta994, 2006
3. Pedroia993, 2013
4. Doerr993, 1948
5. Pedroia *.992, 2012

THIRD BASE

1. Lowell987, 2006
2. Petrocelli *.976, 1971
3. Hatten976, 1955
4. Pesky974, 1950
5. Mueller972, 2005

SHORTSTOP

1. Al. Gonzalez *.985, 2006
2. S. Drew984, 2013
3. Bogaerts984, 2015
4. Bogaerts983, 2021
5. Bogaerts983, 2022

CATCHER

1. Cerone *1,000, 1988
2. Daley *1,000, 1957
3. Vázquez *.999, 2019
4. León999, 2018
5. Varitek998, 2004

OUTFIELD

1. Bradley Jr. *1,000, 2020
- Ellsbury *1,000, 2011
- Bay *1,000, 2009
- Ellsbury *1,000, 2008
- Yastrzemski *1,000, 1977
- Harrelson *1,000, 1968

PITCHER

1. Eovaldi *1,000, 2021
- Pérez *1,000, 2020
- Lowe *1,000, 2003
- Monbouquette *1,000, 1963
- Parnell *1,000, 1949

Assists

FIRST BASE

1. Buckner *184, 1985
2. Buckner *157, 1986
3. Quintana *137, 1990
4. Stuart *134, 1963
5. Todt *126, 1926

SECOND BASE

1. Wambsganss 494, 1924
2. Doerr *490, 1943
3. Pratt 484, 1922
4. Doerr *483, 1946
5. Doerr 480, 1940

THIRD BASE

1. Malzone 378, 1958
2. Malzone 370, 1957
3. Boggs 368, 1983
4. Malzone 357, 1959
5. Tabor 338, 1939

SHORTSTOP

1. He. Wagner 569, 1908
2. V. Stephens *540, 1948
3. Burleson 528, 1980
4. E. Scott 528, 1921
5. Burleson 523, 1979

CATCHER

1. Criger *156, 1903
2. Criger *147, 1905
3. Carrigan 134, 1910
4. Schang 131, 1919
5. Carrigan 127, 1913

OUTFIELD

1. Speaker *35, 1912
- Speaker *35, 1909
3. Flagstead *33, 1923
4. Speaker *30, 1913
- Hooper *30, 1910

PITCHER

1. Mays *122, 1918
2. Mays *118, 1917
3. Mays 117, 1916
4. J. Wood 110, 1912
5. Tannehill 107, 1904

Double Plays

FIRST BASE

1. York *154, 1946
2. Fox 153, 1938
3. T. Perez 150, 1980
4. G. Scott 150, 1977
5. Lupien *149, 1943

SECOND BASE

1. Doerr 134, 1949
2. Doerr *132, 1943
3. Doerr 130, 1950
4. Doerr *129, 1946
5. Ch. Schilling 121, 1961

THIRD BASE

1. Pesky *48, 1949
2. Malzone *45, 1961
3. Boggs 40, 1983
4. Malzone *40, 1959
5. Lowell 39, 2006

SHORTSTOP

1. Burleson *147, 1980
2. V. Stephens *128, 1949
3. V. Stephens 115, 1950
4. Garciaparra *113, 1997
5. V. Stephens 113, 1948

CATCHER

1. Ruel *17, 1922
2. Pena *15, 1991
- Walters 15, 1920
- Shang *15, 1919
5. Hatteberg *13, 1997
- Pena 13, 1990
- Gedman 13, 1985
- Fisk 13, 1978
- S. White *13, 1957
- S. White 13, 1956
- Tebbetts 13, 1949

OUTFIELD

1. Speaker *12, 1914
- Speaker *12, 1909
3. Leibold *9, 1921
- Speaker *9, 1912
- Du. Lewis 9, 1910
- C. Stahl *9, 1906

PITCHER

1. Ferriss *10, 1945
2. B. Stanley *8, 1980
- Ehmke 8, 1923
4. Brewer 7, 1958
- Hughson 7, 1942
- B. Weiland 7, 1932
- Bush *7, 1920

* led AL

NOTE: Min. 60 total chances for pitchers; min. 0.5 G/Team G for catchers; min. 0.67 G/Team G for all other positions.

Single-Game Fielding Records

+ML record (since 1900) ++tied for ML record *AL record **tied for AL record

First Base

Putouts (9 inn.) - 21

Bill Sweeney (6/24/1931), Stuffy McInnis (7/19/1918)

Putouts (extra inn.) - 31

Bob Unglaub (20 inn., 7/4/1905-G2)

Assists (9 inn.) - 6

Bill Buckner (6/14/1986), Stuffy McInnis (8/22/1918)

Assists (extra inn.) - 5

Bill Buckner (12 inn., 7/10/1986; 10 inn., 5/10/1985)

Chances accepted (9 inn.) - 22++

Stuffy McInnis (7/19/1918)

Chances accepted (extra inn.) - 32

Bob Unglaub (20 inn., 7/14/1905-G2)

Double plays (9 inn.) - 5

Many players, last: Shaw (4/18/2016)

Double plays (extra inn.) - 6**

Adrian González (17 inn., 5/6/2012)

Second Base

Putouts (9 inn.) - 10

Max Bishop (4/30/1934), Hobe Ferris (5/13/1901)

Putouts (extra inn.) - 11

Hobe Ferris (15 inn., 6/21/1902)

Assists (9 inn.) - 11

Hobe Ferris (9/23/1905-G1)

Assists (extra inn.) - 12

Hobe Ferris (20 inn., 7/4/1905-G2)

Chances accepted (9 inn.) - 17

Bobby Doerr (5/30/1946-G2), Hobe Ferris (5/13/1901)

Chances accepted (extra inn.) - 19

Dustin Pedroia (17 inn., 5/6/2012)

Double plays (9 inn.) - 5

Dustin Pedroia (4/18/2016), Bobby Doerr (8/8/1946-G2)

Double plays (extra inn.) - 5

Dustin Pedroia (17 inn., 5/6/2012)

Third Base

Putouts (9 inn.) - 6

Many players, last: Wade Boggs (5/2/1988)

Putouts (extra inn.) - 6

Harry Lord (11 inn., 7/20/1910)

Assists (9 inn.) - 10

Freddy Sanchez (6/14/2003), Frank Malzone (9/24/1957),

Vern Stephens (5/23/1951)

Assists (extra inn.) - 10

Eddie Foster (13 inn., 5/5/1920)

Chances accepted (9 inn.) - 14**

Rafael Devers (9/8/2019)

Chances accepted (extra inn.) - 14

Jimmy Collins (15 inn., 6/21/1902)

Double plays (9 inn.) - 4++

Wade Boggs (8/9/1985)

Double plays (extra inn.) - 3

Frank Malzone (15 inn., 7/3/1958),

Johnny Tobin (13 inn., 4/29/1945-G2)

Larry Gardner (10 inn., 10/2/1917)

Shortstop

Putouts (9 inn.) - 10

Vern Stephens (6/25/1950-G1), Heinie Wagner (7/27/1907)

Putouts (extra inn.) - 8

Rabbit Warstler (15 inn., 7/23/1932-G1), Buddy Myer (12 inn., 6/10/1927), Heinie Wagner (15 inn., 7/3/1913)

Assists (9 inn.) - 11

Rick Burleson (5/7/1977), Eddie Bressoud (9/18/1962),

Topper Rigney (7/15/1926-G2)

Assists (extra inn.) - 13

Everett Scott (14 inn., 9/13/1920)

Outfield

Putouts (9 inn.) - 12++

Jacoby Ellsbury, CF (5/20/2009)

Putouts (extra inn.) - 11

Gary Geiger, CF (13 inn., 7/4/1963-G1),

Lu Clinton (15 inn., 7/13/1962)

Assists (9 inn.) - 3

Many players, last: Reggie Smith, RF (9/23/1972)

Assists (extra inn.) - 3

Ted Williams, LF (11 inn., 5/5/1948)

Chances accepted (9 inn.) - 12**

Jacoby Ellsbury, CF (5/20/2009)

Chances accepted (extra inn.) - 11

Gary Geiger, CF (13 inn., 7/4/1963-G1)

Double plays (9 inn.) - 3++

Ira Flagstead, CF (4/19/1926-G2)

Double plays (extra inn.) - 2

Many players, last: Johnny Damon (13 inn., 4/8/2004)

Catchers

Putouts (9 inn.) - 20++

Rich Gedman (4/29/1986)

Putouts (extra inn.) - 23

Christian Vázquez (10 inn., 9/25/2016)

Assists (9 inn.) - 8+

Wally Schang (5/12/1920)

Assists (extra inn.) - 6

Lou Criger (15 inn., 6/21/1902)

Chances accepted (9 inn.) - 20

Bill Haselman (9/18/1996), Rich Gedman (4/29/1986)

Chances accepted (extra inn.) - 23

Christian Vázquez (10 inn., 9/25/2016)

Double plays (9 inn.) - 3

George Bischoff (4/19/1926-G2)

Double plays (extra inn.) - 2

Many players, last: Rich Gedman (14 inn., 6/20/1982)

Pitchers

Putouts (9 inn.) - 5

Al Nipper (9/18/1985), Al Nipper (7/15/1984),

Bill Butland (8/30/1942-G2), Elmer Steele (9/14/1908)

Putouts (extra inn.) - 4

Rob Woodward (12 inn., 10/4/1985), Jim Lonborg (10 inn.,

9/7/1969), Tom Brewer (10 inn., 9/13/1956)

Assists (9 inn.) - 10

Carl Mays (8/26/1916), Jesse Tannehill (4/27/1905)

Assists (extra inn.) - 11

Jack Quinn (14 inn., 4/29/1922)

Chances accepted (9 inn.) - 11

Lloyd Brown (9/13/1933), Jack Russell (5/17/1928),

Babe Ruth (5/4/1918)

Chances accepted (extra inn.) - 12

Carl Mays (17 inn., 7/14/1916)

Double plays (9 inn.) - 3

Walt Masterson (6/25/1950-G2), Joe Heving (8/17/1938-G2)

Double plays (extra inn.) - 2

Many players, last: Jeff Suppan (11 inn., 5/29/1997)

Chances accepted (9 inn.) - 15

Many players, last: Rick Burleson (7/7/1977)

Chances accepted (extra inn.) - 18

Fred Parent (17 inn., 7/9/1902)

Double plays (9 inn.) - 5

Many players, last: Rick Burleson (7/22/1980)

Double plays (extra inn.) - 5

Vern Stephens (11 inn., 5/5/1948)

Miscellaneous Fielding

Position Players Who Have Caught (Since 1972)

PLAYER	GAME	DETAILS
Tzu-Wei Lin	8/13/2020 vs. TB	Was SS; caught 9th
Steve Lyons	9/8/1993 at CWS	PH; caught last of 8th, no chances
Randy Kutchner	6/8/1989 at NYY	PH; (hit 2-out, 2-R 2B in 9th to tie score 7-7); caught 9th, 10th, 11th (1 PO)
Mike Greenwell	7/17/1987 vs. OAK	Was DH; Sox scored 3 R in last of 9th to tie 4-4; caught 10th (3 PO and 1 E)

Pitchers Who Have Played Other Positions

YEAR	PITCHER	POSITIONS	YEAR	PITCHER	POSITIONS
2009	Javier Lopez	P-14, RF-1	1916	Sam Jones	P-12, OF-1
1980	Tom Burgmeier	P-62, LF-1	1913	Charles Hall	P-35, 3B-1
1942	Mike Ryba	P-18, C-3	1910	Charles Hall	P-35, OF-3
1940	Jim Bagby, Jr.	P-36, OF-1		Chris Mahoney	P-2, OF-1
1929	Red Ruffing	P-35, OF-2	1906	Ralph Glaze	P-13, 3B-1
1928	D. MacFayden	P-33, OF-1	1904	Jesse Tannehill	P-32, OF-5
1925	Joe Lucey	P-7, SS-3	1902	Tom Hughes	P-9, OF-3
1921	Joe Bush	P-37, OF-4	1901	Fred Mitchell	P-17, INF-3
1920	Joe Bush	P-35, OF-2		George Cuppy	P-13, OF-4
1919	Babe Ruth	P-17, OF-111, 1B-4		Charles Beville	P-2, 1B-1
1918	Babe Ruth	P-20, OF-59, 1B-13			
	Walt Kinney	P-5, OF-1			

Position Players Who Have Pitched

PITCHER	GAME	SEASON POSITIONS	PITCHING LINE
Dominic Smith	8/11/2024 vs. HOU	1B-66	1.0 IP, 0 H, 0 R, 0 ER, 1 BB, 0 SO
Dominic Smith	7/24/2024 at COL	1B-66	1.0 IP, 0 H, 0 R, 0 ER, 0 BB, 0 SO
Dominic Smith	6/29/2024 vs. SD	1B-66	1.0 IP, 1 H, 0 R, 0 ER, 0 BB, 0 SO
Pablo Reyes	4/17/2024 vs. CHC	3B-11, 2B-9, SS-2, 1B-2	1.0 IP, 1 H, 0 R, 0 ER, 1 BB, 0 SO
Pablo Reyes	8/6/2023 vs. TOR	SS-31, 2B-30, 3B-4, 1B-2, DH-2	1.0 IP, 1 H, 0 R, 0 ER, 2 BB, 0 SO
Pablo Reyes	5/15/2023 vs. SEA	SS-31, 2B-30, 3B-4, 1B-2, DH-2	1.0 IP, 2 H, 1 R, 1 ER, 2 BB, 0 SO
Reese McGuire	8/23/2022 vs. TOR	C-32	1.0 IP, 0 H, 0 R, 0 ER, 0 BB, 0 SO
Yolmer Sanchez	7/22/2022 vs. TOR	2B-14	1.0 IP, 3 H, 1 R, 1 ER, 0 BB, 0 SO
Jackie Bradley Jr.	7/8/2021 vs. NYY	OF-91	1.0 IP, 1 H, 1 R, 1 ER, 3 BB, 1 SO
Kevin Plawecki	5/1/2022 at BAL	C-58	1.0 IP, 1 H, 0 R, 0 ER, 0 BB, 0 SO
Jonathan Araúz	8/6/2021 at TOR	SS-13, 2B-12, 3B-2	1.0 IP, 2 H, 1 R, 1 ER, 0 BB, 0 SO
Kevin Plawecki	7/29/2021 vs. TOR	C-53, DH-5, 1B-2	1.0 IP, 0 H, 0 R, 0 ER, 0 BB, 0 SO
Christian Arroyo	6/13/2021 vs. TOR	2B-51, DH-2, SS-2, 1B-1	1.0 IP, 1 H, 2 R, 0 ER, 1 BB, 0 SO
Marwin Gonzalez	6/13/2021 vs. TOR	2B-39, 1B-17, 3B-11, LF-12, SS-12, RF-2	1.0 IP, 0 H, 0 R, 0 ER, 0 BB, 0 SO
Tzu-Wei Lin	9/4/2020 vs. BAL	SS-12, 2B-6, LF-4, RF-3, CF-2, C-1, DH-1	1.0 IP, 4 H, 3 R, 3 ER, 0 BB, 0 SO
José Peraza	8/13/2020 vs. TB	2B-27, LF-5, SS-3, 3B-1	0.1 IP, 2 H, 1 R, 1 ER, 0 BB, 0 SO
Kevin Plawecki	8/13/2020 vs. TB	C-20, 1B-2, DH-2	0.2 IP, 0 H, 0 R, 0 ER, 1 BB, 0 SO
Eduardo Núñez	4/5/2019 at ARI	2B-31, 3B-8, SS-6	1.0 IP, 1 H, 1 R, 1 ER, 0 BB, 0 SO
Mitch Moreland	8/25/2017 vs. BAL	1B-138, DH-9	1.0 IP, 2 H, 0 R, 0 ER, 0 BB, 1 SO
Ryan LaMarre	7/2/2016 vs. LAA	LF-2, RF-1	1.0 IP, 2 H, 0 R, 0 ER, 0 BB, 0 SO
Mike Carp	4/24/2014 vs. NYY	1B-20, OF-12, 3B-1	1.0 IP, 0 H, 0 R, 0 ER, 5 BB, 0 SO
Darnell McDonald	5/6/2012 vs. BAL	OF-31, DH-3	1.0 IP, 2 H, 3 R, 3 ER, 2 BB, 0 SO (L)
Darnell McDonald	8/26/2011 vs. OAK	OF-67, DH-8	1.0 IP, 1 H, 2 R, 2 ER, 2 BB, 0 SO
Bill Hall	5/28/2010 vs. KC	OF-65, 2B-51, SS-6, 3B-5	1.0 IP, 0 H, 0 R, 0 ER, 0 BB, 0 SO
Jonathan Van Every	5/8/2010 vs. NYY	OF-21	1.0 IP, 2 H, 2 R, 2 ER, 0 BB, 1 SO
Dusty Brown	9/30/2009 vs. TOR	C-6	1.0 IP, 2 H, 1 R, 1 ER, 0 BB, 1 SO
Nick Green	8/27/2009 vs. CWS	SS-81, 3B-9, 2B-7, OF-3	2.0 IP, 0 H, 0 R, 0 ER, 3 BB, 0 SO
Jonathan Van Every	4/30/2009 at TB	OF-6	0.2 IP, 1 H, 0 R, 0 ER, 1 BB, 0 SO
David McCarty	10/3/2004 at BAL		2.0 IP, 1 H, 0 R, 0 ER, 3 BB, 3 SO
David McCarty	6/12/2004 vs. LA		1.0 IP, 0 H, 0 R, 0 ER, 0 BB, 1 SO
David McCarty	4/9/2004 vs. TOR	1B-67, OF-17	0.2 IP, 1 H, 1 R, 1 ER, 1 BB, 0 SO
Mike Benjamin	6/21/1997 at DET	1B-4, 2B-5, 3B-19, SS-19	1.0 IP, 0 H, 0 R, 0 ER, 0 BB, 0 SO
Andy Tomberlin	5/20/1994 at MIN	OF-11, DH-1	2.0 IP, 1 H, 0 R, 0 ER, 1 BB, 1 SO
Steve Lyons	7/21/1991 vs. MIN	OF-47, INF-31	1.0 IP, 2 H, 0 R, 0 ER, 0 BB, 1 SO
Danny Heep	5/25/1990 at MIN	OF-14, 1B-5	1.0 IP, 4 H, 1 R, 1 ER, 0 BB, 0 SO
George Schmees	9/17/1952 at STL		2.0 IP, 4 H, 2 R, 2 ER, 0 BB, 0 SO
George Schmees	9/20/1952 at WAS	OF-38, 1B-2	4.0 IP, 5 H, 0 R, 0 ER, 2 BB, 2 SO
Eddie Lake	7/16/1944 at NYY	INF-45	2.0 IP, 2 H, 3 R, 1 ER, 1 BB, 0 SO, 2 HB
Eddie Lake	7/9/1944 vs. CLE-G1		3.0 IP, 5 H, 3 R, 3 ER, 2 BB, 3 SO
Eddie Lake	7/5/1944 vs. DET		6.0 IP, 6 H, 3 R, 3 ER, 2 BB, 1 SO
Eddie Lake	6/23/1944 vs. WAS		4.0 IP, 3 H, 1 R, 1 ER, 3 BB, 1 SO, 1 HB
Eddie Lake	6/2/1944 at DET		2.0 IP, 0 H, 0 R, 0 ER, 1 BB, 1 SO
Eddie Lake	5/17/1944 vs. STL-G2		2.1 IP, 4 H, 3 R, 1 ER, 2 BB, 1 SO
Ted Williams	8/24/1940 vs. DET-G1	OF-143	2.0 IP, 3 H, 1 R, 1 ER, 0 BB, 1 SO
Jimmie Foxx	8/6/1939 vs. STL	1B-123	1.0 IP, 0 H, 0 R, 0 ER, 0 BB, 1 SO
Doc Cramer	8/30/1938 vs. STL	OF-140	4.0 IP, 3 H, 2 R, 2 ER, 3 BB, 1 SO
Robert Reeves	9/7/1931 vs. WAS	2B-29	7.1 IP, 6 H, 3 R, 3 ER, 1 BB, 0 SO
Jack Rothrock	9/24/1928 at DET	OF-53, INF-49	1.0 IP, 0 H, 0 R, 0 ER, 0 BB, 0 SO
Doug Taftt	7/25/1928 at CLE	OF-139	1.0 IP, 2 H, 3 R, 3 ER, 2 BB, 1 SO
Henry Eibel	7/7/1920 at PHA-G1	OF-5, 1B-1	4.2 IP, 5 H, 2 R, 2 ER, 1 BB, 1 SO
Henry Eibel	7/2/1920 vs. WAS		2.0 IP, 1 H, 0 R, 0 ER, 1 BB, 1 SO
Henry Eibel	6/22/1920 at CLE		3.1 IP, 4 H, 2 R, 2 ER, 1 BB, 3 SO
Tris Speaker	10/7/1914 vs. WAS	OF-156, 1B-1	1.0 IP, 2 H, 1 R, 1 ER, 0 BB, 0 SO
Duffy Lewis	10/3/1913 at WAS-G2	OF-142	1.0 IP, 3 H, 2 R, 2 ER, 0 BB, 1 SO
Harry Hooper	10/3/1913 at WAS-G2	OF-147	2.0 IP, 2 H, 0 R, 0 ER, 1 BB, 0 SO



POSTSEASON

Red Sox in the Postseason

The Red Sox have won 4 of the last 21 World Series titles (2004, 2007, 2013, 2018), Major League Baseball's most since 2000. The Sox' 9 World Series titles are tied with the Athletics for 3rd all-time behind the Yankees (27) and Cardinals (11).

The Red Sox are 108-91-1 all-time in postseason play, having advanced to the postseason 25 times in 124 American League seasons (1901-2024). Boston is 24-16 in 40 postseason series, having gone 8-6 in 14 trips to the AL Division Series (26-26 in Division Series play), 6-6 in 12 trips to the AL Championship Series (32-36 in Championship Series play), and 9-4 in 13 trips to the World Series (49-29-1 in World Series games). Each of the Red Sox' 4 series losses in the Fall Classic was a 7-game set (1946, '67, '75, '86).

The Boston Americans, who became the Red Sox in 1908, won the 1st World Series ever held (1903), 1 of only 4 best-of-9 Series to be played (again in 1919-21). By beating the Pittsburgh Pirates of the more established National League, they caused such an embarrassment that the NL refused to participate the following year when the Red Sox repeated as AL Champions.

Boston set a Major League record with an 8-game winning streak to close out its run to the World Championship in 2004 (matched in 2005 by the Chicago White Sox, who won their final 8 games en route to the Championship). The Red Sox also had a 7-game winning streak starting from Game 5 of the 2007 ALCS through their World Series win in 2007.

The Red Sox are 58-39-1 in postseason home games, including 51-37-1 at Fenway Park. They also hosted World Series games at the Huntington Avenue Grounds in 1903 and at Braves Field in 1915 and 1916. The Sox clinched World Series titles at home in 1903 at the Huntington Avenue Grounds, in 1912 during Fenway Park's inaugural season, in 1916 at Braves Field, and in 1918 and 2013 at Fenway Park.

Red Sox in the Wild Card Round

YEAR	OPPONENT	WINNER	W-L	SCORES
2021	New York Yankees	RED SOX	1-0	W 6-2

Red Sox in the Division Series

YEAR	OPPONENT	WINNER	W-L	SCORES
1995	Cleveland Indians	Indians	0-3	@ L 4-5 (13), @ L 0-4, L 2-8
1998	Cleveland Indians	Indians	1-3	@ W 11-3, @ L 5-9, L 3-4, L 1-2
1999	Cleveland Indians	RED SOX	3-2	@ L 2-3, @ L 1-11, W 9-3, W 23-7, @ W 12-8
2003	Oakland Athletics	RED SOX	3-2	@ L 4-5 (12), @ L 1-5, W 3-1 (11), W 5-4, @ W 4-3
2004	Anaheim Angels	RED SOX	3-0	@ W 9-3, @ W 8-3, W 8-6 (10)
2005	Chicago White Sox	White Sox	0-3	@ L 2-14, @ L 4-5, L 3-5
2007	Los Angeles Angels	RED SOX	3-0	W 4-0, W 3-6, @ W 9-1
2008	Los Angeles Angels	RED SOX	3-1	@ W 4-1, @ W 7-5, L 4-5 (12), @ W 3-2
2009	Los Angeles Angels	Angels	0-3	@ L 0-5, @ L 1-4, L 6-7
2013	Tampa Bay Rays	RED SOX	3-1	W 12-2, W 7-4, @ L 4-5, @ W 3-1
2016	Cleveland Indians	Indians	0-3	@ L 4-5, @ L 0-6, L 3-4
2017	Houston Astros	Astros	1-3	@ L 2-8, @ L 2-8, W 10-3, L 4-5
2018	New York Yankees	RED SOX	3-1	W 5-4, L 2-6, @ W 16-1, @ W 4-3
2021	Tampa Bay Rays	RED SOX	3-1	@ L 0-5, @ W 14-6, W 6-4 (13), W 6-5

Red Sox in the ALCS

YEAR	OPPONENT	WINNER	W-L	SCORES
1975	Oakland Athletics	RED SOX	3-0	W 7-1, W 6-3, @ W 5-3
1986	California Angels	RED SOX	4-3	L 1-8, W 9-2, @ L 3-5, @ L 3-4 (11), @ W 7-6 (11), W 10-4, W 8-1
1988	Oakland Athletics	Athletics	0-4	L 1-2, L 3-4, @ L 6-10, @ L 1-4
1990	Oakland Athletics	Athletics	0-4	L 1-9, L 1-4, @ L 1-4, @ L 2-3
1999	New York Yankees	Yankees	1-4	@ L 3-4 (10), @ L 2-3, W 13-1, L 2-9, L 1-6
2003	New York Yankees	Yankees	3-4	@ W 5-2, @ L 2-6, L 3-4, W 3-2, L 2-4, @ W 9-6, @ L 5-6 (11)
2004	New York Yankees	RED SOX	4-3	@ L 7-10, @ L 1-3, L 8-19, W 6-4 (12), W 5-4 (14), @ W 4-2, @ W 10-3
2007	Cleveland Indians	RED SOX	4-3	W 10-3, L 6-13 (11), @ L 2-4, @ L 3-7, @ W 7-1, W 12-2, W 11-2
2008	Tampa Bay Rays	Rays	3-4	@ W 2-0, @ L 8-9 (11), L 1-9, L 4-13, W 8-7, W 4-2, @ L 1-13
2013	Detroit Tigers	RED SOX	4-2	L 0-1, W 6-5, @ W 1-0, @ L 3-7, @ W 4-3, W 5-2
2018	Houston Astros	RED SOX	4-1	L 2-7, W 7-5, @ W 8-2, @ W 8-6, @ W 4-1
2021	Houston Astros	Astros	2-4	@ L 4-5, @ W 9-5, W 12-3, L 2-9, L 1-9, @ L 0-5

Red Sox in the World Series

YEAR	OPPONENT	WINNER	W-L	SCORES
1903	Pittsburg Pirates	BOSTON	5-3	L 3-7, W 3-0, L 2-4, L 4-5, @ W 11-2, @ W 6-3, @ W 7-3, W 3-0
1912	New York Giants	RED SOX	4-3-1	@ W 4-3, T 6-6 (11), L 1-2, @ W 3-1, W 2-1, L @ 2-5, L 4-11, W 3-2 (10)
1915	Philadelphia Phillies	RED SOX	4-1	@ L 1-3, @ W 2-1, W 2-1, W 2-1, @ W 5-4
1916	Brooklyn Dodgers	RED SOX	4-1	W 6-5, W 2-1 (14), @ L 3-4, @ W 6-2, W 4-1
1918	Chicago Cubs	RED SOX	4-2	@ W 1-0, @ L 1-3, @ W 2-1, W 3-2, L 0-3, W 2-1
1946	St. Louis Cardinals	Cardinals	3-4	@ W 3-2 (10), @ L 0-3, W 4-0, L 3-12, W 6-3, @ L 1-4, @ L 3-4
1967	St. Louis Cardinals	Cardinals	3-4	L 1-2, W 5-0, @ L 2-5, @ L 0-6, @ W 3-1, W 8-4, L 2-7
1975	Cincinnati Reds	Reds	3-4	W 6-0, L 2-3, @ L 5-6 (10), @ W 5-4, @ L 2-6, W 7-6 (12), L 3-4
1986	New York Mets	Mets	3-4	@ W 1-0, @ W 9-3, L 1-7, L 2-6, W 4-2, @ L 5-6 (10), @ L 5-8
2004	St. Louis Cardinals	RED SOX	4-0	W 11-9, W 6-2, @ W 4-1, @ W 3-0
2007	Colorado Rockies	RED SOX	4-0	W 13-1, W 2-1, @ W 10-5, @ W 4-3
2013	St. Louis Cardinals	RED SOX	4-2	W 8-1, L 2-4, @ L 4-5, @ W 4-2, @ W 3-1, @ W 6-1
2018	Los Angeles Dodgers	RED SOX	4-1	W 8-4, W 4-2, @ L 2-3 (18), @ W 9-6, @ W 5-1

Red Sox Postseason Record by Opponent

(Series records in parentheses)

Franchise	ALWC	ALDS	ALCS	WS	Total
Chicago (AL)	--	0-3 (0-1)	--	--	0-3 (0-1)
Chicago (NL)	--	--	--	4-2 (1-0)	4-2 (1-0)
Cincinnati	--	--	--	3-4 (0-1)	3-4 (0-1)
Cleveland	--	4-11 (1-3)	4-3 (1-0)	--	8-14 (2-3)
Colorado	--	--	--	4-0 (1-0)	4-0 (1-0)
Detroit	--	--	4-2 (1-0)	--	4-2 (1-0)
Houston	--	1-3 (0-1)	6-5 (1-1)	--	7-8 (1-2)
Los Angeles (AL)	--	9-4 (3-1)	4-3 (1-0)	--	13-7 (4-1)
Los Angeles (NL)	--	--	--	8-2 (2-0)	8-2 (2-0)
New York (AL)	1-0 (1)	3-1 (1-0)	8-11 (1-2)	--	12-12 (3-2)
New York (NL)	--	--	--	3-4 (0-1)	3-4 (0-1)
Oakland	--	3-2 (1-0)	3-8 (1-2)	--	6-10 (2-2)
Philadelphia	--	--	--	4-1 (1-0)	4-1 (1-0)
Pittsburgh	--	--	--	5-3 (1-0)	5-3 (1-0)
St. Louis	--	--	--	14-10 (2-2)	14-10 (2-2)
San Francisco	--	--	--	4-3-1 (1-0)	4-3-1 (1-0)
Tampa Bay	--	6-2 (2-0)	3-4 (0-1)	--	9-6 (2-1)
Totals	1-0 (1)	26-26 (8-6)	30-32 (6-5)	49-29-1 (9-4)	108-91-1 (24-16)

Most World Series Titles (1903-2024)

Franchise (Current Name)	Titles	Years
New York Yankees	27	1923, '27-28, '32, '36-39, '41, '43, '47, '49-53, '56, '58, '61-62, '77-78, '96, '98-99, 2000, '09
St. Louis Cardinals	11	1926, '31, '34, '42, '44, '46, '64, '67, '82, 2006, '11
Boston Red Sox	9	1903, '12, '15-16, '18, 2004, '07, '13, '18
Oakland Athletics	9	1910-11, '13, '29-30, '72-74, '89
Los Angeles Dodgers	8	1955, '59, '63, '65, '81, '88, 2020, '24
San Francisco Giants	8	1905, '21-22, '33, '54, 2010, '12, '14
Cincinnati Reds	5	1919, '40, '75-76, '90
Pittsburgh Pirates	5	1909, '25, '60, '71, '79
Atlanta Braves	4	1914, '57, '95, 2021
Detroit Tigers	4	1935, '45, '68, '84
Baltimore Orioles	3	1966, '70, '83
Chicago Cubs	3	1907, '08, 2016
Chicago White Sox	3	1906, '17, 2005
Minnesota Twins	3	1924, '87, '91
Cleveland Guardians	2	1920, '48
Houston Astros	2	2017, '22
Kansas City Royals	2	1985, 2015
Miami Marlins	2	1997, 2003
New York Mets	2	1969, '86
Philadelphia Phillies	2	1980, 2008
Toronto Blue Jays	2	1992, '93
Arizona Diamondbacks	1	2001
Los Angeles Angels	1	2002
Texas Rangers	1	2023
Washington Nationals	1	2019
Colorado Rockies	0	
Milwaukee Brewers	0	
San Diego Padres	0	
Seattle Mariners	0	
Tampa Bay Rays	0	

Red Sox in
the Postseason

Red Sox Postseason Batting Leaders, Top 5 All-Time

Series Played

David Ortiz	14
Jason Varitek	14
Xander Bogaerts	11
Dustin Pedroia	11
3 players tied	9

Games Played

David Ortiz	76
Jason Varitek	63
Dustin Pedroia	51
Xander Bogaerts	44
Manny Ramirez	43

Plate Appearances

David Ortiz	340
Jason Varitek	252
Dustin Pedroia	234
Manny Ramirez	199
Xander Bogaerts	181

At-Bats

David Ortiz	275
Jason Varitek	228
Dustin Pedroia	206
Manny Ramirez	165
Xander Bogaerts	160

Runs Scored

David Ortiz	51
Jason Varitek	37
Dustin Pedroia	32
Manny Ramirez	29
Jacoby Ellsbury	26

RBI

David Ortiz	57
Manny Ramirez	38
Jason Varitek	33
Xander Bogaerts	26
Dustin Pedroia	25

Hits

David Ortiz	80
Jason Varitek	54
Manny Ramirez	53
Dustin Pedroia	48
Jacoby Ellsbury	40

Singles

David Ortiz	42
Manny Ramirez	36
Dustin Pedroia	29
Jason Varitek	29
Jacoby Ellsbury	27

Doubles

David Ortiz	19
Dustin Pedroia	14
Jason Varitek	12
Jacoby Ellsbury	11
Trot Nixon	10

Triples

Buck Freeman	3
Freddy Parent	3
Tris Speaker	3
Chick Stahl	3
8 players tied	2

Home Runs

David Ortiz	17
Manny Ramirez	11
Jason Varitek	11
Rafael Devers	8
Nomar Garciaparra	7

Extra-Base Hits

David Ortiz	38
Jason Varitek	25
Dustin Pedroia	19
Manny Ramirez	17
Kevin Youkilis	16

Walks

David Ortiz	59
Manny Ramirez	31
Dustin Pedroia	23
Xander Bogaerts	19
3 players tied	15

Stolen Bases

Jacoby Ellsbury	11
Johnny Damon	8
6 players tied	3

Batting Average*

Jose Offerman	.429
Kiké Hernández	.408
Carl Yastrzemski	.369
Spike Owen	.366
John Valentin	.347

On-Base Percentage*

Jose Offerman	.520
Spike Owen	.460
Jason Bay	.452
Carl Yastrzemski	.447
Kiké Hernández	.423

Slugging Percentage*

Kiké Hernández	.837
John Valentin	.639
Nomar Garciaparra	.625
Carl Yastrzemski	.600
J.D. Martinez	.585

OPS*

Kiké Hernández	1.260
Jose Offerman	1.091
Carl Yastrzemski	1.047
John Valentin	1.046
Nomar Garciaparra	1.016

Total Bases

David Ortiz	154
Jason Varitek	103
Manny Ramirez	92
Dustin Pedroia	77
Kevin Youkilis	63

Times on Base

David Ortiz	141
Manny Ramirez	84
Dustin Pedroia	73
Jason Varitek	73
Xander Bogaerts	56

*Min. 50 PA

Red Sox Postseason Pitching Leaders, Top 5 All-Time

Series Played

Tim Wakefield	10
Mike Timlin	9
Jon Lester	8
Derek Lowe	8
Pedro Martinez	8

Appearances

Mike Timlin	28
Alan Embree	19
Jonathan Papelbon	18
Derek Lowe	17
Hideki Okajima	17

Games Started

Jon Lester	11
Pedro Martinez	11
Roger Clemens	9
Tim Wakefield	9
Josh Beckett	8
Curt Schilling	8

Relief Appearances

Mike Timlin	28
Alan Embree	19
Jonathan Papelbon	18
Hideki Okajima	17
Ryan Brasier	16

Earned Run Average*

Joe Dobson	0.00
Hugh Biedent	0.50
Koji Uehara	0.57
Keith Foulke	0.64
Babe Ruth	0.87

Wins

Jon Lester	6
Pedro Martinez	6
Curt Schilling	6
Josh Beckett	5
Nathan Eovaldi	4
Derek Lowe	4

Losses

Tim Wakefield	7
Jon Lester	4
Derek Lowe	4
Bret Saberhagen	3
Calvin Schiraldi	3

Saves

Jonathan Papelbon	7
Koji Uehara	7
Keith Foulke	3
Scott Williamson	3
Dick Drago	2
Calvin Schiraldi	2

Strikeouts

Pedro Martinez	80
Jon Lester	68
Josh Beckett	52
Chris Sale	47
Tim Wakefield	47

Innings Pitched

Pedro Martinez	79.1
Jon Lester	76.2
Derek Lowe	62.0
Roger Clemens	55.2
Tim Wakefield	54.0

Opponent AVG*

Joe Dobson	.091
Dutch Leonard	.133
Keith Foulke	.140
Jonathan Papelbon	.154
Koji Uehara	.154

WHIP

Koji Uehara	0.51
Joe Dobson	0.55
Dutch Leonard	0.67
Jim Lonborg	0.67
Tanner Houck	0.68
Joe Kelly	0.68

*Min. 10.0 IP



SCOUTING & PLAYER DEVELOPMENT

Domestic Amateur Scouting Staff



Devin Pearson
Director,
Amateur Scouting



Jake Brumli
Assistant Director,
Amateur Scouting



Chris Becerra
Special Assistant,
Scouting



Reed Gragnani
Special Assistant,
Scouting




Dan Madsen
Special Assistant,
Scouting



Stephen Hargett
National Scouting
Coordinator



Jim Robinson
National Scouting
Coordinator




Todd Gold
Acquisition Specialist,
Amateur Scouting



Benjamin Zeidman
Acquisition Specialist,
Amateur Scouting



JJ Altobelli
N. Texas



Spencer Brown
N. Carolina,
S. Carolina



Lee Bryant
S. Texas, Louisiana



Matt Davis
Ohio Valley, Michigan



Ray Fagnant
Northeast



Kirk Fredriksson
E. Tennessee, Georgia



Noah Jackson
S. California, Hawaii



Josh Labandeira
N. California,
N. Nevada



Carl Moesche
Pacific Northwest



Fred Petersen
ND, SD, NE, KS, OK



Dante Ricciardi
Florida, Canada



Wallace Rios
Mid Atlantic,
Puerto Rico



Brandon Smith
Arkansas



Danny Watkins
AL, MS, TN



Vaughn Williams
AZ, CO, NM, UT, S.
Nevada



Alonzo Wright
Midwest



Chloe Gosselin
Assistant,
Amateur Scouting

Pro Scouting Staff



Gus Quattlebaum
Vice President, Scouting
Development & Integration



Harrison Slutsky
Director,
Professional Scouting



Mark Heil
Assistant Director,
Professional Scouting



Zachary Aldrich
Manager, Professional
Scouting



Steve Langone
Special Assistant,
Scouting



Steve Peck
Special Assistant,
Scouting



Michael Barker
Acquisition Specialist,
Professional Scouting



Chris Calciano
Acquisition Specialist,
Professional Scouting



Joseph Curtis
Acquisition Specialist,
Professional Scouting



Shawn Haviland
Acquisition Specialist,
Professional Scouting



Mark Kiefer
Professional Scout, DR



Won-Sang Lee
Scout, South Korea



Dana LeVangie
Professional Scout



Kento Matsumoto
Scout, Japan



Manny Nanita
Professional Scout, DR



Josh Tobias
Acquisition Specialist,
Professional Scouting



Kyri Washington
Acquisition Specialist,
Professional Scouting



David Scrivines
Part-time Professional Scout

International Amateur Scouting Staff



Todd Claus
Co-Director,
International Scouting



Rolando Pino
Co-Director,
International Scouting



Alberto Mejia
Director, Latin American
Operations



Jason Karegeannes
International
Crosschecker



Greg Schilz
International
Crosschecker



Marcus Cuellar
Manager,
International Scouting



Coby Schneider
Manager, International
Scouting



Juan Carlos Calderon
Scout, Dominican
Republic



Pedro Ciriaco
International Instructor



Jonathan Cruz
Assistant Scouting
Supervisor, Dominican
Republic



Ricardo Cubillan
International Instructor



Javaghn Davis
Scout, Bahamas



Ernesto Gomez
Scout, Venezuela



John Kim
Scout, South Korea



Matias Laureano
Scout, Dominican
Republic



Chun-Chen Lin
Scout, Taiwan



Wilder Lobo
Scout, Venezuela



Esau Medina
Scout, Dominican
Republic



Rafael Mendoza
Scout, Nicaragua



Ramon Mora
Scout, Venezuela



Cesar Morillo
Scout, Venezuela



Rafael Motooka
Scout, Brazil



Dennis Neuman
Scout, Aruba/Curaçao



Carlos Ocando
Scout, Venezuela



Alex Requena
Scout, Venezuela

International Amateur Scouting Staff, Continued



Hector Rincones
Scout, Venezuela



Rene Saggiadi
Scout, Europe



Fesar Affanis
Scouting Assistant,
Venezuela



Fausto Breton
Scout, Dominican
Republic




Sammy Cabral
Scouting Assistant,
Dominican Republic



Jose Cabrera
Scouting Assistant,
Dominican Republic




Ricardo Castro
Scouting Supervisor,
Venezuela



Ricardo Jacobo
Scouting Assistant,
Dominican Republic



Isaac Lechuga
Scout, Colombia



Edward Ramirez
Scouting Assistant,
Venezuela




Cesar Zamora
Scouting Assistant,
Venezuela

Fundamental Development



Brian Abraham
Senior Director,
Player Development



Jason Ochart
Director, Hitting
Development &
Program Design



Justin Willard
Director, Pitching



Andrew Wright
Field Coordinator



Tyson Blaser
Catching Coordinator



Benjamin Buck
Pitching Coordinator



Nick Otte
Pitching Coordinator



Harry Roberson
Hitting Coordinator



John Soteropoulos
Hitting Coordinator



Jose Zapata
Latin American
Field Coordinator

Fundamental Development, Continued



Jordan Elkary
Manager,
Player Development



Manuel Alvarez
Assistant, Latin
American Operations



Justin Frometa
Assistant, Player
Development



Glenn (Goose) Gregson
Player Development,
Pitching Advisor



Dick Berardino
Player Development
Consultant



Dwight Evans
Player Development
Consultant



Tommy Harper
Player Development
Consultant



Carl Yastrzemski
Player Development
Consultant



Jim Rice
Special Assignment
Instructor

Physical Development



Nick Shedd
Director,
Strength & Conditioning



Kiyoshi Momose
Special Assistant, Strength
& Conditioning



Mary Ellen Kelly
Nutrition Specialist



Christina Koon
Minor League
Nutrition Coordinator



Simon Thomas
Minor League
Strength & Conditioning
Coordinator



Allen Tran
Executive Chef &
Manager, Food Service

Red Sox 2024 MLB First-Year Player Draft

Rd.	Name	Pos.	School	Hometown
1	Braden Montgomery	OF	Texas A&M University	Madison, MS
2	Payton Tolle	LHP	Texas Christian University	Yukon, OK
3	Brandon Neely	RHP	University of Florida	Seville, FL
4	Zach Ehrhard	OF	Oklahoma State University	Tampa, FL
5	Brandon Clarke	LHP	State College of Florida, Manatee-Sarasota	Ashburn, VA
6	Blake Aita	RHP	Kennesaw State University	Canton, GA
7	Will Turner	OF	University of South Alabama	Auburn, AL
8	Conrad Cason	RHP/SS	Greater Atlanta Christian High School (GA)	Lilburn, GA
9	Hudson White	C	University of Arkansas	Keller, TX
10	Devin Futrell	LHP	Vanderbilt University	Pembroke Pines, FL
11	Steven Brooks	RHP	California Polytechnic State University	Elk Grove, CA
12	Brady Tygart	RHP	University of Arkansas	Hernando, MS
13	Shea Sprague	LHP	University of North Carolina	Hanover, MA
14	Alex Bouchard	RHP	Lehigh University	Chalfont, PA
15	Joey Gartrell	RHP	University of Portland	Mulino, OR
16	Griffin Kilander	RHP	Wayne State University	Livonia, MI
17	Yan Cruz	OF	Academia Presbiteriana High School (PR)	Río Grande, PR
18	Cole Tolbert	RHP	University of Mississippi	Laurel, MS
19	D'Angelo Ortiz	3B	Miami Dade College-Kendall	Boston, MA
20	Ben Hansen	RHP	Brigham Young University	Pleasanton, CA

red=did not sign with the club



WORCESTER RED SOX

Triple-A International League (Northeast Division)
Polar Park, 122 Madison Street, Worcester, MA 01610

Red Sox Affiliate: 2021-present | **Stadium (Debut / Capacity):** Polar Park (2021 / 9,508)

President: Dr. Charles A. Steinberg

Executive Vice President and General Manager/Real Estate Development & Business Affairs: Dan Rea

Senior Vice President of Communications: Bill Wanless



Chad Tracy, Manager

Chad enters his 4th season in the Red Sox organization as Worcester's manager after spending the previous 7 seasons (2015-21) in the Los Angeles Angels system, including 3 as a minor league manager with Low-A Burlington (2015) and High-A Inland Empire (2016-17). He served as the Angels' minor league field coordinator from 2018-21.

Tracy's Career Managerial Record

YEAR	CLUB	LEAGUE	W	L	PCT.	DIV.	PLAYOFFS
2015	Burlington	Midwest (A)	63	76	.453	5th	
2016	Inland Empire	California (High-A)	48	92	.343	5th	
2017	Inland Empire	California (High-A)	65	75	.464	3rd	
2022	Worcester	International (AAA)	75	73	.507	6th	
2023	Worcester	International (AAA)	79	68	.537	4th	
2024	Worcester	International (AAA)	79	71	.527	2nd	
Career Totals (6 years)			409	455	.473		



Iggy Suarez
Defensive Coach



Dan DeLucia
Pitching Coach



Collin Hetzler
Hitting Coach



Doug Clark
Hitting Coach



Noah Junis
Bullpen Coach



Rich Gedman
Player Development
Hitting Advisor




Brendan Connolly
Development Coach



Scott Gallon
Athletic Trainer



Nick Kuchwara
Athletic Trainer



Nick LaRue
Strength & Conditioning
Coach



PORTLAND SEA DOGS

Double-A Eastern League (Northeast Division)
Hadlock Field, 271 Park Avenue, Portland, ME 04102

Red Sox Affiliate: 2003-present | **Stadium (Debut / Capacity):** Hadlock Field (1994 / 7,368)
President/General Manager: Geoff Iacucassa | **VP/Communications & Fan Experience:** Chris Cameron



Chad Epperson, Manager

Chad begins his 4th season at the helm for the Portland Sea Dogs after 12 seasons as Catching Coordinator for the Red Sox. Prior to that, he spent 8 years as a manager or coach in the Red Sox farm system. Managing from 2004-09, he led his club to the playoffs in 4 straight campaigns beginning in 2006. A back-to-back California League Manager of the Year with Lancaster from 2007-08, he also led Wilmington to the playoffs in 2006. The Kentucky native managed Greenville in 2005 and Augusta in 2004 after spending 2 seasons (2002-03) as Sarasota's hitting coach. He also managed Cook County of the independent Frontier League in 2001.

Epperson played 9 years in the minor leagues in the Mets (1992-95), Red Sox (1997-99), and Orioles (2000) systems prior to his coaching career. He and his wife, Anne, reside in Andover, MA with their son, Andrew (26), and daughter, Alexandra (22).

Epperson's Career Managerial Record

YEAR	CLUB	LEAGUE	W	L	PCT.	DIV.	PLAYOFFS
2004	Augusta	South Atlantic (A)	66	73	.475	12th	
2005	Greenville	South Atlantic (A)	72	66	.522	6th	
2006	Wilmington	Carolina (High-A)	67	71	.486	4th	Lost in 1st round
2007	Lancaster	California (High-A)	83	57	.593	1st	Lost in 1st round
2008	Lancaster	California (High-A)	76	64	.543	T-2nd	Lost League Finals
2009	Salem	Carolina (High-A)	67	72	.482	5th	Lost League Finals
2022	Portland	Eastern (AA)	75	63	.543	3rd	Lost in 1st round
2023	Portland	Eastern (AA)	73	63	.537	3rd	
2024	Portland	Eastern (AA)	78	60	.565	1st	
Career Totals (9 years)			657	589	.527		



Sean Isaac
Pitching Coach



Juan Rivera
Pitching Coach



Chris Hess
Hitting Coach



Johnny Reina
Assistant Hitting
Coach



Kyle Sasala
Defensive Coach



Bobby Stachura
Athletic Trainer



Jonah Mondloch
Strength & Conditioning
Coach



GREENVILLE DRIVE

High-A South Atlantic League (South Division)

Fluor Field at the West End, 945 South Main Street, Greenville, SC 29601

Red Sox Affiliate: 2005-present | **Stadium (Debut / Capacity):** Fluor Field at the West End (2006 / 5,700)

Chairman: Craig Brown | **President:** Jeff Brown | **General Manager:** Eric Jarinko

Director of Media and Creative Services: Stephen Olschanski



Liam Carroll, Manager

Liam begins his 1st season as Greenville's manager after serving as Salem's manager for the past 2 seasons. He previously worked with Great Britain's national baseball teams, most recently as infield coordinator. Carroll also served on Great Britain's coaching staff for the 2023 World Baseball Classic.

Carroll's Career Managerial Record

YEAR	CLUB	LEAGUE	W	L	PCT.	DIV.	PLAYOFFS
2023	Salem	Carolina	55	72	.433	5th	
2024	Salem	Carolina	70	62	.530	3rd	
Career Totals (2 year)			125	134	.483		



Bob Kipper
Pitching Coach



JP Fasone
Hitting Coach



Tyler Snep
Assistant Hitting
Coach



Andrew Sadoski
Assistant Pitching
Coach



Kelsey Branstetter
Athletic Trainer



Dan Rosen
Strength & Conditioning
Coach



SALEM RED SOX


Low-A Carolina League (North Division)

Salem Memorial Ballpark, 1004 Texas Street, Salem, VA 24153

Red Sox Affiliate: 2009-present

Stadium (Debut / Capacity): Salem Memorial Ballpark (1995 / 5,503)

General Manager: Allen Lawrence



Ozzie Chavez, Manager

Ozzie Chavez begins his 1st season as Salem's manager after serving as the club's bench coach in 2023-24. He managed the DSL Red Sox Blue from 2019-22 and previously spent 3 seasons as hitting coach with the DSL Red Sox (2015-16, '18) and served as a coach with the Lowell Spinners in 2017. A former infielder, Ozzie spent his minor league career with the Brewers (2001-08, '13), Phillies (2009-11), and White Sox (2011) organizations.

Chavez's Career Managerial Record

YEAR	CLUB	LEAGUE	W	L	PCT.	DIV.	PLAYOFFS
2019	DSL Red Sox 1	Dominican Summer	38	33	.535	T-4th	
2020		Did Not Manage (Pandemic)					
2021	DSL Red Sox Blue	Dominican Summer	38	20	.655	3rd	
2022	DSL Red Sox Blue	Dominican Summer	44	16	.733	1st	Lost in Semifinal
Career Totals (3 years)			55	72	.635		



Alex Reynolds
Pitching Coach



Nelson Paulino
Hitting Coach



Kyle Schmidt
Defensive Coach



Brenden Argomaniz
Assistant Pitching Coach



Jack Simonetty
Assistant Hitting Coach



Marissa Sciabarra
Athletic Trainer



Jose Benjamin
Strength & Conditioning
Coach



Fort Myers (Complex)

JetBlue Park, 11500 Fenway South Drive, Fort Myers, FL 33913

Red Sox Affiliate: 1989-present | **Stadium (Debut / Capacity):** jetBlue Park (2012 / 9,500)
Minor League Equipment and Clubhouse Manager: Mike Stelmach



Chase Illig, Manager

Chase begins his 1st season as the manager at the Fort Myers complex after spending 2024 as the club's defensive coach. Selected in the 29th round of the 2019 First-Year Player Draft by the New York Yankees, he spent 3 years in the system as a catcher. A Bluefield, West Virginia native, he played collegiately at West Virginia University from 2016-2019 where he was named to the Academic All-Big 12 First Team in 2017 and Second Team in 2018.

Illig's Career Managerial Record

YEAR	CLUB	LEAGUE	W	L	PCT.	DIV.	PLAYOFFS
(0 years)							



Michael McCormick
Pitching Coach



Andres Rodriguez
Pitching Coach



Jarrett Pico
Hitting Coach




Junior Zamora
Hitting Coach



Pablo Cabrera
Coach



TJ Jackson
Strength & Conditioning Coach



Jessica von Kessel
Athletic Trainer



Richard De Luna
Roving Strength & Conditioning Coach



BJ Foley
Rehab Strength & Conditioning Coach



DOMINICAN REPUBLIC ACADEMY

carr. Mella KM 23.5, El Toro, DR

Red Sox Affiliate: 1989-present



Sandy Madera, Manager

Sandy made his managerial debut for the DSL Red Sox in 2019 and returns for his 7th season as manager for the academy. In 2024, he led the DSL Red Sox Red to the DSL Championship. The club finished with a 42-14 (.750) record in the regular season. A native of Santo Domingo, Dominican Republic, he played 18 seasons of professional baseball between affiliated minor leagues, independent leagues, and the Mexican League. Primarily a first baseman and catcher, he began his career in the A's system (2000-02) before spending time with the Yankees (2003-04), Rockies (2004), Orioles (2006-07), and Red Sox (2008-09), reaching as high as Triple-A Pawtucket with Boston. He spent 2009 with Newark of the independent Atlantic League before beginning a 7-year Mexican League career. Sandy earned league MVP honors in 2014 with Puebla by hitting .403 with 26 HR and a 1.173 OPS, and later earned a mid-season All-Star nod in his final campaign in 2017 with Tabasco.



Amaury Garcia, Manager

Amaury begins his 5th season with the Dominican Republic Academy and 2nd season as manager. Prior to joining the organization, he spent 12 years in the Washington Nationals system, most recently as hitting coach for Single-A Hagerstown (2016-20). He played in the Florida Marlins (1994-2000) and Chicago White Sox (2001) organizations, appearing in 10 Major League games for the Marlins in 1999.



Oscar Lira
Pitching Coach



Rafael Feliz
Pitching Coach



Matt Wheeler
Pitching Coach



Edwin Rodriguez
Hitting Coach



Eider Torres
Hitting Coach



Bryan Delgado
Development Coach



Pedro Ciriaco
International Instructor



Jharvyn Velasquez
Athletic Trainer



Pedro Wilson
Athletic Trainer




Juan Castillo
Strength & Conditioning
Coach



Antonio Diaz
Strength & Conditioning
Coach



Danny Gutierrez
Strength & Conditioning
Coach



Leonel Vasquez
Coach



Juan Hernandez
Coach



Claudio Sanchez
Catching Coach



Carlos Vallejo
Coach



Javier Hernandez
Manager,
Dominican Academy



Sara Franco
Dominican Academy
Administrator



Martin Rodriguez
Coordinator,
Dominican Academy

Minor League Players

(Domestic Reserve List as of 2/28/2025)

ADAMES, Jose Agustin

RHP

HT: 6-2; **BATS:** Right; **THROWS:** Right; **BORN:** 1/17/1993 in La Romana, DR; **SIGNED BY:** Albert Gonzalez and Sandy Nin (Marlins); **ACQUIRED:** Signed as a minor league free agent, 8/29/2024.

CAREER: Has pitched in the MIA, CIN, BOS, and LAD organizations, as well as in the Mexican League...Has also pitched in the Dominican Winter League (8 seasons) and Venezuelan Winter League (1 season)...Originally signed by the Marlins as an international free agent on 8/24/10...Underwent Tommy John surgery in September 2016 and June 2018...Selected by the Reds in the Triple-A phase of the 2016 Rule 5 Draft...Signed with the Red Sox as a minor league free agent for the first time on 1/19/21...**2024:** Made 32 appearances for Quintana Roo in the Mexican League before signing with the Red Sox as a minor league free agent on 8/29 and spending the rest of the season with Triple-A Worcester...Following the season, pitched in 9 games for Toros del Este in the Dominican Winter League, recording 8 strikeouts.

YEAR	CLUB	W-L	ERA	G	GS	SV	IP	H	R	ER	HR	HB	BB	SO	SO/9	WHIP	AVG
2011	DSL Marlins (R)	4-2	2.82	13	2	1	44.2	41	22	14	2	6	18	25	5.04	1.32	.246
2012	GCL Marlins (R)	1-1	5.40	12	0	0	15.0	19	9	9	2	4	12	7	4.20	2.07	.306
	DSL Marlins (R)	1-0	2.78	5	1	0	22.2	22	12	7	0	5	10	16	6.35	1.41	.272
2013	GCL Marlins (R)	1-3	2.51	14	3	1	32.1	26	16	9	0	1	13	33	9.19	1.21	.211
	Batavia (A-)	0-0	0.00	2	0	0	2.0	3	0	0	0	0	1	5	22.5	2.00	.300
2014	Batavia (A-)	4-0	1.32	7	2	0	27.1	26	6	4	0	0	11	28	9.22	1.35	.263
	Greensboro (A)	2-2	3.07	10	8	0	44.0	46	23	15	4	2	18	38	7.77	1.45	.261
2015	Greensboro (A)	1-3	2.35	8	8	0	38.1	34	14	10	3	3	17	26	6.10	1.33	.236
	Jupiter (A+)	5-6	4.69	18	16	0	78.2	85	47	41	0	12	38	64	7.32	1.56	.285
2016	Greensboro (A)	0-0	---	1	0	0	0.0	1	2	2	0	0	1	0	---	---	1.000
	Jupiter (A+)	1-5	6.00	36	0	7	48.0	51	33	32	2	4	27	43	8.06	1.63	.271
2017																	
2018																	
2019	Billings (R)	0-0	0.00	3	0	1	3.0	2	0	0	0	0	0	5	15.00	0.67	.182
	AZL Reds (R)	0-0	0.00	1	0	0	0.2	1	2	0	0	0	0	3	40.50	1.50	.200
2020																	
2021	Portland (AA)	0-0	2.33	19	0	10	19.1	11	5	5	1	3	8	27	12.57	0.98	.169
	Worcester (AAA)	2-0	6.32	16	0	0	15.2	19	15	11	2	3	12	19	10.91	1.98	.297
2022	Tulsa (AA)	1-3	3.60	22	0	0	25.0	17	14	10	1	2	17	35	12.60	1.36	.198
	Oklahoma City (AAA)	2-1	6.14	18	0	1	22.0	22	17	15	1	1	23	37	15.14	2.05	.259
2023	Durango (Mex.)	0-2	20.25	4	0	0	2.2	8	7	6	0	0	3	2	6.75	4.13	.571
	Quintana Roo (Mex.)	0-0	1.75	25	0	10	25.2	17	5	5	1	1	8	29	10.17	0.97	.189
2024	Quintana Roo (Mex.)	1-1	1.35	32	0	8	33.1	30	9	5	2	1	6	40	10.80	1.08	.227
	Worcester (AAA)	0-1	0.00	5	0	1	4.1	4	6	0	1	0	4	6	12.46	1.85	.222
	Minor League Totals	25-27	3.74	210	40	22	443.0	430	243	184	19	46	230	417	8.47	1.49	.255
	Mexican League Totals	1-3	2.34	61	0	18	61.2	55	21	16	3	2	17	71	10.36	1.17	.233

ADAMS, Austin Lance - Non-Roster Invitee

RHP

HT: 6-3; **BATS:** Right; **THROWS:** Right; **BORN:** 5/5/1991 in Tampa, FL; **SIGNED BY:** Tom Kotchman (Angels); **ACQUIRED:** Signed as a minor league free agent, 1/7/25

CAREER: Has pitched in 188 MLB games for WSH (2017-19), SEA (2019), SD (2020-22), ARI (2023), and OAK (2024)...Originally signed by the Angels as an 8th-round selection in the 2012 First-Year Player Draft...In 2021, set a Live Ball Era record for most hit batsmen in a season (24)...Suffered a torn left ACL on 9/21/19 at BAL and underwent left ACL reconstruction surgery on 10/15/19 (performed by Dr. Daniel Cooper in Dallas, TX)...Underwent season-ending right flexor tendon surgery on 8/5/22...Suffered a fractured right ankle on 8/1/23 at SF after being hit by a Joc Pederson line drive and missed the remainder of the season...Named a 2014 mid-season California League All-Star...**2024:** Attended Spring Training with the Mets as a non-roster invitee but spent the entire season with the A's (traded on 3/23)...Placed on the 15-Day Injured List on 8/15 with a right forearm strain and missed the remainder of the season...Ranked 1st in the AL and 3rd in the Majors in average exit velocity (85.1 MPH), trailing only NYM's Huascar Brazobán and SD's Tanner Scott...Used his slider more often than any other pitcher in MLB (73.8%)...Allowed 6 ER in 1.1 IP over a 3-game span from 6/21-26, but posted a 2.70 ERA (12 ER/40.0 IP) in his other 53 outings...**PERSONAL:** Graduated from Zephyrhills High School (FL) before pitching at the University of South Florida from 2010-12.

Minor League Players, Continued

Austin Adams, cont.

YEAR	CLUB	W-L	ERA	G	GS	SV	IP	H	R	ER	HR	HB	BB	SO	SO/9	WHIP	AVG
2012	Orem (R)	0-1	5.46	25	0	4	28.0	22	20	17	4	4	15	31	9.96	1.32	.220
2013	Burlington (A)	2-1	3.98	27	0	1	31.2	25	17	14	0	1	17	36	10.23	1.33	.212
2014	Inland Empire (A+)	3-2	3.79	42	0	1	59.1	27	28	25	3	10	53	80	12.13	1.35	.141
2015	Inland Empire (A+)	2-1	2.45	9	0	0	14.2	10	5	4	0	2	7	21	12.89	1.16	.189
	Arkansas (AA)	1-1	2.95	27	0	1	36.2	22	13	12	0	2	31	49	12.03	1.45	.183
	Salt Lake (AAA)	0-0	9.82	2	0	0	3.2	1	4	4	0	0	9	1	2.45	2.73	.091
2016	AZL Angels (R)	0-0	3.00	2	0	0	3.0	1	1	1	0	0	0	2	6.00	0.33	.100
	Arkansas (AA)	0-1	3.05	32	0	4	41.1	29	14	14	2	3	24	61	13.28	1.28	.199
2017	Syracuse (AAA)	6-2	2.14	44	0	5	59.0	44	22	14	2	4	37	91	13.88	1.37	.199
	WASHINGTON	0-0	3.60	6	0	0	5.0	4	4	2	0	1	8	10	18.00	2.40	.211
2018	Syracuse (AAA)	1-4	3.50	41	0	9	46.1	47	24	18	1	6	20	78	15.15	1.45	.260
	WASHINGTON	0-0	0.00	2	0	0	1.0	1	0	0	0	0	3	0	0.00	4.00	.250
2019	Fresno (AAA)	0-1	2.70	8	0	1	10.0	7	4	3	0	0	3	20	18.00	1.00	.189
	WASHINGTON	0-0	9.00	1	0	0	1.0	0	1	1	0	1	2	2	18.00	2.00	.000
	Arkansas (AA)	1-0	0.00	2	0	0	2.0	0	0	0	0	0	2	5	22.50	1.00	.000
	Tacoma (AAA)	0-0	0.00	4	0	0	4.1	1	0	0	0	0	0	7	14.54	0.23	.071
	SEATTLE	2-2	3.77	29	2	0	31.0	20	13	13	4	0	14	51	14.81	1.10	.183
2020	SAN DIEGO	0-0	4.50	3	0	0	4.0	3	2	1	0	2	7	7	15.75	1.25	.200
2021	SAN DIEGO	3-2	4.10	65	0	0	52.2	28	28	24	1	24	35	76	12.99	1.20	.159
2022	SAN DIEGO	1-0	0.00	2	0	0	2.1	0	0	0	0	0	3	2	7.71	1.29	.000
2023	Reno (AAA)	1-0	2.84	12	0	3	12.2	9	5	4	0	1	6	20	14.21	1.18	.191
	ARIZONA	0-1	5.71	24	0	0	17.1	16	12	11	1	5	8	22	11.42	1.38	.235
2024	OAKLAND	1-2	3.92	56	0	0	41.1	38	20	18	4	13	23	53	11.54	1.48	.250
Major League Totals		7-7	4.10	188	2	0	155.2	110	80	71	11	44	98	223	12.89	1.34	.199
Minor League Totals		17-14	3.32	277	0	29	352.2	245	157	130	12	33	224	502	12.81	1.33	.195

ADAMS, Cooper

RHP

HT: 6-3; **BATS:** Left; **THROWS:** Right; **BORN:** 6/14/2000 in Potomac, MD; **SIGNED BY:** Matt Mahoney; **ACQUIRED:** Signed as a non-drafted free agent, 2/7/2024.

2024: Following the season, pitched in 6 games (3 starts) for Mesa in the Arizona Fall League (12.1 IP, 13 ER, 16 H, 9 SO, 7 BB)...**PERSONAL:** Pitched for the University of Maryland, Baltimore County (2019-21) and Mount St. Mary's University (2022-23)...Graduated from St. John's College High School.

YEAR	CLUB	W-L	ERA	G	GS	SV	IP	H	R	ER	HR	HB	BB	SO	SO/9	WHIP	AVG
2024	Greenville (A+)	2-5	5.08	26	6	1	79.2	77	52	45	10	10	37	59	6.67	1.43	.262

AITA, Blake William

RHP

HT: 6-4; **BATS:** Right; **THROWS:** Right; **BORN:** 6/11/2003 in Hermitage, TN; **SIGNED BY:** Kirk Fredriksson; **ACQUIRED:** Red Sox 6th pick (6th round, 177th overall) in the 2024 First-Year Player Draft.

PERSONAL: Pitched for 2 seasons at Kennesaw State University (2023-24), where as a sophomore he earned All-Atlantic Sun First Team, All-Academic Team, and All-Tournament Team honors, as well as a CSC Academic All-District selection... Pitched for Yarmouth-Dennis in the Cape Cod League in 2023...Graduated from Woodstock (GA) High School.

ALCANTARA, Marvin Antony Manuel

INF

HT: 5-10; **BATS:** Right; **THROWS:** Right; **BORN:** 11/2/2004 in La Victoria, Aragua, VZ; **SIGNED BY:** Alex Requena, Eddie Romero; **ACQUIRED:** Signed as an international free agent, 1/15/2022

CAREER: Has made 108 starts at 2B, 96 at SS, 7 at 3B, and 4 at DH...Named Red Sox Minor League Defensive Player of the Month for June 2023...**2024:** Led Single-A Salem in hits (105) and games played (tied, 108).

YEAR	CLUB	AVG	G	AB	R	H	2B	3B	HR	RBI	SH	HBP	BB	SO	SB	CS	OBP	SLG	OPS
2022	DSL Red Sox (R)	.302	53	189	49	57	15	0	1	29	0	5	29	33	14	2	.406	.397	.803
2023	FCL Red Sox (R)	.240	40	150	26	36	7	0	1	21	0	2	23	35	6	5	.347	.307	.654
	Salem (A)	.203	21	74	9	15	1	0	1	7	0	1	7	27	6	0	.277	.257	.534
2024	Salem (A)	.248	108	423	60	105	10	3	3	47	0	4	28	103	13	3	.300	.307	.607
Minor League Totals		.255	222	836	144	213	33	3	6	104	0	12	87	198	39	10	.332	.323	.655

ANDERSON, Antonio Valdez Jr.

INF

HT: 6-3; **BATS:** Switch; **THROWS:** Right; **BORN:** 6/28/2005 in Atlanta, GA; **SIGNED BY:** Kirk Fredriksson; **ACQUIRED:** Red Sox 3rd pick (3rd round, 83rd overall) in the 2023 First-Year Player Draft.

CAREER: Has made 75 starts at 3B, 23 at SS, and 22 as the DH...**PERSONAL:** Graduated from North Atlanta High School (GA), leading the baseball team to its first regional title as a senior...Earned 2023 Region 4-6A Player of the Year and First-Team All-American honors from *Collegiate Baseball*...Became the 2nd-highest pick and 6th player from his high school to be drafted.

YEAR	CLUB	AVG	G	AB	R	H	2B	3B	HR	RBI	SH	HBP	BB	SO	SB	CS	OBP	SLG	OPS
2023	FCL Red Sox (R)	.133	5	15	0	2	1	0	0	3	0	0	3	6	1	0	.278	.200	.478
	Salem (A)	.185	7	27	2	5	1	0	0	1	0	0	1	9	0	1	.214	.222	.436
2024	Salem (A)	.186	108	404	53	75	17	1	5	34	0	6	69	122	3	4	.311	.270	.581
Minor League Totals		.184	120	446	55	82	19	1	5	38	0	6	73	137	4	5	.305	.265	.570

Minor League Players, Continued

ANDERSON, Jack Thomas

RHP

HT: 6-3; **BATS:** Right; **THROWS:** Right; **BORN:** 11/23/1999 in Tampa, FL; **SIGNED BY:** RJ Burgess (Tigers); **ACQUIRED:** Selected from the Detroit Tigers in the Triple-A Phase of the 2024 Rule 5 Draft.

CAREER: Originally signed by the Tigers as a 16th-round selection in the 2021 First-Year Player Draft...Pitched for Salt River in the Arizona Fall League in 2022...**2024:** In 35 outings between High-A West Michigan and Triple-A Toledo, was 5-1 with a 3.66 ERA (27 ER/66.1 IP)...**PERSONAL:** Pitched for 3 seasons at Florida State University (2019-21)...Named to the 2020 ACC Academic Honor Roll...Attended Jesuit High School (FL)...Selected by the Yankees in the 36th round of the 2018 First-Year Player Draft (did not sign).

YEAR	CLUB	W-L	ERA	G	GS	SV	IP	H	R	ER	HR	HB	BB	SO	SO/9	WHIP	AVG
2021	FCL Tigers East (R)	0-0	7.50	5	0	1	6.0	6	5	5	3	0	4	3	4.50	1.67	.250
2022	Lakeland (A)	3-3	3.72	21	0	2	38.2	33	18	16	3	0	8	50	11.64	1.06	.229
	West Michigan (A+)	0-1	3.00	18	0	4	21.0	24	10	7	1	1	6	22	9.43	1.43	.282
2023	West Michigan (A+)	1-1	4.80	39	0	2	54.1	59	34	29	8	0	14	43	7.12	1.34	.271
2024	West Michigan (A+)	3-1	2.92	27	0	1	49.1	40	18	16	3	3	7	50	9.12	0.95	.215
	Toledo (AAA)	2-0	5.82	8	1	0	17.0	19	14	11	2	0	6	10	5.29	1.47	.288
Minor League Totals		9-6	4.06	118	1	10	186.1	181	99	84	20	4	45	178	8.60	1.21	.250

ANTHONY, Roman Joseph - Non-Roster Invitee

OF

HT: 6-3; **BATS:** Left; **THROWS:** Right; **BORN:** 5/13/2004 in West Palm Beach, FL; **SIGNED BY:** Willie Romya; **ACQUIRED:** Red Sox 3rd pick (2nd round comp., 79th overall) in the 2022 First-Year Player Draft.

CAREER: Enters 2025 ranked by Baseball America and MLB.com as the Red Sox' top prospect and baseball's No. 2 overall prospect...Also rated by BA as the organization's best power hitter...Began 2024 ranked as the Red Sox' No. 2 prospect by both *Baseball America* and MLB.com and as a top 50 overall prospect by each publication (No. 21, 24)...Also rated by BA as having the Red Sox system's best strike-zone discipline entering 2024...In 2023, was named Red Sox Minor League Offensive Player of the Year, a South Atlantic League Post-Season All-Star, and a *Baseball America* Minor League All-Star and High Class A All-Star...Named FCL Player of the Week for 8/15-21/22...Has made 156 starts in CF, 25 in RF, 23 in LF, and 38 as the DH...**2024:** In 119 games between Double-A Portland and Triple-A Worcester, hit .291 with a .396 OBP, .498 SLG, and .894 OPS (132-for-454, 32 2B, 4 3B, 18 HR)...Tabbed a *Baseball America* First-Team All-Star and named to the All-MiLB Prospect Team First Team...Named an Eastern League All-Star after leading the league in SLG (.489) and OPS (.856)...Won the Futures Skills Showcase at the All-Star Futures Game; was selected as an inactive reserve for the game...Among BOS minor leaguers, ranked T-1st in doubles, 2nd in hits, runs (93), XBH (54), and total bases (226), 3rd in walks (79), and T-5th in HR...Named Portland's MVP after leading the team in HR (15), SLG, OPS, BB (tied, 48), XBH (38), and total bases (158)...Made his Triple-A debut on 8/11; from that date through the end of the season, led the International League in OBP (.463), walks (31), and runs scored (33)...**PERSONAL:** Graduated from Marjory Stoneman Douglas High School (FL)...Named Gatorade Florida Player of the Year and Florida Mr. Baseball as a senior...Won back-to-back state titles as a junior and senior...Named 7-A Player of the Year by the *Sun Sentinel* as a sophomore and senior...Became the 16th player from his high school to be drafted.

YEAR	CLUB	AVG	G	AB	R	H	2B	3B	HR	RBI	SH	HBP	BB	SO	SB	CS	OBP	SLG	OPS
2022	FCL Red Sox (R)	.429	10	35	5	15	2	0	0	7	0	0	4	4	1	0	.475	.486	.961
	Salem (A)	.189	10	37	2	7	2	0	0	5	0	0	5	4	0	0	.279	.243	.522
2023	Salem (A)	.228	42	158	27	36	9	1	1	18	0	2	38	38	11	6	.376	.316	.692
	Greenville (A+)	.294	54	204	41	60	14	3	12	38	0	1	40	75	2	1	.412	.569	.981
	Portland (AA)	.343	10	35	10	12	4	0	1	8	0	1	8	6	3	0	.477	.543	1.020
2024	Portland (AA)	.269	84	323	60	87	20	3	15	45	0	3	48	96	16	5	.367	.489	.856
	Worcester (AAA)	.344	35	131	33	45	12	1	3	20	0	0	31	31	5	2	.463	.519	.982
Minor League Totals		.284	245	923	178	262	63	8	32	141	0	7	174	254	38	14	.398	.473	.871

ARIAS, Franklin Alexander

INF

HT: 5-11; **BATS:** Right; **THROWS:** Right; **BORN:** 11/19/2005 in Caracas, Venezuela; **SIGNED BY:** Alex Requena, Rolando Pino, and Eddie Romero; **ACQUIRED:** Signed as an international free agent, 1/15/2023.

CAREER: Enters 2025 ranked by *Baseball America* as the Red Sox' No. 4 prospect, as well as MLB's No. 76 overall prospect by BA and MLB.com...Has made 90 starts at SS, 20 at 2B, and 13 as the DH...**2024:** In 87 games between the Florida Complex League Red Sox and Single-A Salem, hit .309 with an .896 OPS (97-for-314, 25 2B, 2 3B, 9 HR)...Named the FCL's MVP and Top MLB Prospect, as well as an All-Star and the Player of the Week for 6/24-30...Named Red Sox Minor League Baserunner of the Year, Hitter of the Month for July, and Baserunner of the Month for June...Among BOS minor leaguers with at least 200 PA, ranked 3rd in AVG and 5th in OBP (.409) and OPS...Also ranked 2nd among BOS minor leaguers in steals (35)...Led qualified FCL players in AVG (.355), OBP (.471), SLG (.584), and OPS (1.055).

YEAR	CLUB	AVG	G	AB	R	H	2B	3B	HR	RBI	SH	HBP	BB	SO	SB	CS	OBP	SLG	OPS
2023	DSL Red Sox (R)	.350	37	137	32	48	9	1	1	15	0	3	19	14	3	2	.440	.453	.893
2024	FCL Red Sox (R)	.355	51	166	41	59	16	2	6	28	0	4	34	36	30	4	.471	.584	1.055
	Salem (A)	.257	36	148	18	38	9	0	3	26	0	1	16	29	5	2	.331	.378	.709
Minor League Totals		.322	124	451	91	145	34	3	10	69	0	8	69	79	38	8	.418	.477	.895

Player Development

Minor League Players, Continued

ASENCIO, Yosander

OF

HT: 5-11; **BATS:** Switch; **THROWS:** Right; **BORN:** 11/14/2004 in Bajos De Haina, DR; **SIGNED BY:** Jonathan Cruz and Alberto Mejia; **ACQUIRED:** Signed as an international free agent, 1/15/2022.

2024: Made 17 starts in LF, 12 in RF, 5 in CF, and 5 as the DH...In his final 25 games (beginning 6/17), hit .299 with a .982 OPS (20-for-67, 6 2B, 1 3B, 3 HR, 17 BB).

YEAR	CLUB	AVG	G	AB	R	H	2B	3B	HR	RBI	SH	HBP	BB	SO	SB	CS	OBP	SLG	OPS
2022	DSL Red Sox (R)	.280	50	150	35	42	7	4	0	17	1	4	46	52	15	3	.458	.380	.838
2023	DSL Red Sox (R)	.321	28	84	17	27	9	2	0	7	1	0	21	27	1	1	.457	.476	.933
2024	FCL Red Sox (R)	.271	43	118	23	32	7	2	3	27	0	0	25	48	6	1	.393	.441	.834
Minor League Totals		.287	121	352	75	101	23	8	3	51	2	4	92	127	22	5	.437	.423	.860

AYUBI, Karim Jonathan

OF

HT: 6-1; **BATS:** Right; **THROWS:** Right; **BORN:** 12/8/2003 in Willemstad, Curaçao; **SIGNED BY:** Dennis Neuman, Rolando Pino; **ACQUIRED:** Signed as an international free agent, 1/15/2021.

2024: In 52 games between the Florida Complex League Red Sox and Single-A Salem, hit .207 with a .705 OPS (30-for-145, 5 2B, 1 3B, 3 HR)...Made 30 starts in RF and 20 in LF.

YEAR	CLUB	AVG	G	AB	R	H	2B	3B	HR	RBI	SH	HBP	BB	SO	SB	CS	OBP	SLG	OPS
2021	DSL Red Sox Red (R)	.210	24	62	10	13	5	0	0	10	0	1	10	20	2	0	.329	.290	.619
2022	DSL Red Sox Blue (R)	.248	44	145	29	36	6	3	0	22	0	15	26	48	11	4	.410	.331	.741
2023	FCL Red Sox (R)	.200	28	65	16	13	3	0	0	7	0	3	24	23	3	2	.435	.246	.681
2024	FCL Red Sox (R)	.198	38	96	17	19	3	1	3	14	0	4	28	42	3	1	.398	.344	.742
	Salem (A)	.224	14	49	5	11	2	0	0	5	0	3	8	21	2	1	.367	.265	.632
Minor League Totals		.221	148	417	77	92	19	4	3	58	0	26	96	154	21	8	.396	.307	.703

BALDERAS, Obed

RHP

HT: 6-2; **BATS:** Right; **THROWS:** Right; **BORN:** 7/19/2006 in Monterrey, Mexico; **SIGNED BY:** Sotero Torres and Jason Karegeannes; **ACQUIRED:** Signed as an international free agent, 1/17/2023

2024: Spent the entire season on the Injured List.

YEAR	CLUB	W-L	ERA	G	GS	SV	IP	H	R	ER	HR	HB	BB	SO	SO/9	WHIP	AVG
2023	DSL Red Sox Blue (R)	1-2	2.54	11	10	0	39.0	44	17	11	1	2	10	25	5.77	1.38	.299
2024																	

Did Not Pitch

BATES, Adam Daniel

RHP

HT: 6-1; **BATS:** Right; **THROWS:** Right; **BORN:** 8/8/2005 in Sydney, New South Wales, Australia; **SIGNED BY:** Brett Ward and Eddie Romero; **ACQUIRED:** Signed as an international free agent, 9/1/2023.

CAREER: Made his professional debut at 17 years old, pitching for Sydney in the Australian Baseball League in 2022...**2024:** Allowed 8 ER over 6.0 IP in his first 2 outings, then posted a 2.37 ERA (8 ER/30.1 IP) in his remaining 9 appearances...Did not pitch after 7/19...**PERSONAL:** Represented Australia in the 2022 and 2023 U-18 World Cups.

YEAR	CLUB	W-L	ERA	G	GS	SV	IP	H	R	ER	HR	HB	BB	SO	SO/9	WHIP	AVG
2024	FCL Red Sox (R)	1-2	3.96	11	9	0	36.1	37	17	16	3	0	17	36	8.92	1.49	.278

BICKERSTAFF, Calvin Wolfgang

RHP

HT: 6-5; **BATS:** Right; **THROWS:** Right; **BORN:** 1/22/2002 in Weirton, WV; **SIGNED BY:** Matt Davis; **ACQUIRED:** Signed as a non-drafted free agent, 7/26/2024.

PERSONAL: Pitched for Kent State University from 2022-24...Graduated in 2024 with a degree in applied engineering and had been accepted into its master's program for engineering technology before signing with BOS... Pitched in the summer for Keene (2021, New England Collegiate League), Lakeshore (2022, Northwoods League), and Arroyo Seco (2023, California Collegiate League)...Attended Steubenville (OH) High School.

YEAR	CLUB	W-L	ERA	G	GS	SV	IP	H	R	ER	HR	HB	BB	SO	SO/9	WHIP	AVG
2024	Salem (A)	0-0	2.84	4	0	0	6.1	3	2	2	1	0	0	7	9.95	0.47	.143

BINELAS, Alexander James (Alex)

1B/3B

HT: 6-3; **BATS:** Left; **THROWS:** Right; **BORN:** 5/26/2000 in Oak Creek, WI; **SIGNED BY:** Jeff Simpson (Brewers); **ACQUIRED:** From MIL with OF Jackie Bradley Jr. and INF David Hamilton in exchange for OF Hunter Renfroe, 12/1/2021.

CAREER: Was ranked by *Baseball America* as the Sox' No. 17 prospect entering 2022...Has made 130 starts at 3B, 119 at 1B, and 68 at DH...In 2023, led Double-A Portland in HR (16)...**2024:** Ranked T-2nd among BOS minor leaguers in triples (5)...On the Injured List from 6/17-28...**PERSONAL:** Selected by MIL in the 3rd round (2021) and by WSH in the 35th round (2018) of the First-Year Player Draft...Played 3 seasons at the University of Louisville (2019-21)...Father, Pete, played professional basketball in Greece (1999-2000) and is a member of the University of Wisconsin-Stout Athletic Hall of Fame (Class of 2005).

YEAR	CLUB	AVG	G	AB	R	H	2B	3B	HR	RBI	SH	HBP	BB	SO	SB	CS	OBP	SLG	OPS
2021	ACL Brewers (R)	.286	7	21	4	6	0	0	0	2	0	1	5	6	1	1	.444	.286	.730
	Carolina (A)	.314	29	118	29	37	11	0	9	27	0	1	12	33	0	0	.379	.636	.101
2022	Greenville (A+)	.245	58	216	41	53	10	1	14	43	1	1	38	69	8	0	.355	.495	.850
	Portland (AA)	.166	55	211	30	35	10	1	11	35	1	1	25	78	0	0	.254	.379	.633
2023	Portland (AA)	.223	82	296	47	66	18	2	16	52	0	1	30	115	13	2	.296	.459	.755
2024	Portland (AA)	.252	88	298	45	75	13	5	8	57	0	3	46	87	13	0	.354	.409	.763
	Worcester (AAA)	.250	3	12	1	3	0	0	1	3	0	0	1	5	1	1	.308	.500	.808
Minor League Totals		.235	322	1172	197	275	62	9	59	219	1	8	157	393	36	4	.326	.454	.780

Minor League Players, Continued

BLEIS, Miguel

OF

HT: 6-3; **BATS:** Right; **THROWS:** Right; **BORN:** 3/1/2004 in San Pedro de Macoris, DR; **SIGNED BY:** Jonathan Cruz and Eddie Romero; **ACQUIRED:** Signed as an international free agent, 1/15/2021.

CAREER: Enters 2025 ranked by *Baseball America* as the Red Sox' No. 9 prospect...Also rated by *BA* as the system's fastest baserunner and best athlete entering 2025, and best athlete entering 2024...Also ranked as a top Red Sox prospect by *BA* entering 2021 (No. 22), 2022 (No. 20), 2023 (No. 5), and 2024 (No. 5)...Missed a majority of the 2023 season due to a left shoulder injury...In 2022, led the Florida Complex League in XBH (23)...Has made 141 starts in CF and 33 in RF, recording 22 OF assists...**2024:** In 95 games between Single-A Salem and High-A Greenville, hit .220 with a .657 OPS (84-for-381, 16 2B, 1 3B, 11 HR)...Led BOS minor leaguers in steals (38)...Named Red Sox Minor League Baserunner of the Month for May.

YEAR	CLUB	AVG	G	AB	R	H	2B	3B	HR	RBI	SH	HBP	BB	SO	SB	CS	OBP	SLG	OPS
2021	DSL Red Sox (R)	.252	36	119	17	30	6	1	4	17	0	3	12	25	7	4	.331	.420	.751
2022	FCL Red Sox (R)	.301	40	153	28	46	14	4	5	27	0	3	10	45	18	3	.353	.542	.895
2023	Salem (A)	.230	31	126	18	29	3	3	1	16	0	1	10	38	11	4	.282	.325	.607
2024	Salem (A)	.257	43	171	24	44	10	1	4	22	0	3	21	38	16	7	.349	.398	.747
	Greenville (A+)	.190	52	210	32	40	6	0	7	25	0	4	18	54	22	3	.265	.319	.584
Minor League Totals		.243	202	779	119	189	39	9	21	107	0	14	71	200	74	21	.314	.397	.711

BOLDEN, Caleb Andrew

RHP

HT: 6-2; **BATS:** Right; **THROWS:** Right; **BORN:** 12/19/1998 in Texarkana, TX; **SIGNED BY:** Chris Reilly; **ACQUIRED:** Red Sox 8th pick (7th round, 219th overall) in the 2022 First-Year Player Draft.

2024: In 33 appearances (10 starts) between High-A Greenville and Double-A Portland, posted a 4.12 ERA (34 ER/74.1 IP)...**PERSONAL:** Pitched at Texas Christian University (2022) and the University of Arkansas (2018-21)...Missed his sophomore season in 2019 after undergoing Tommy John surgery...Graduated from Pleasant Grove High School (TX)...Selected by TB in the 16th round of the 2017 June Draft but did not sign.

YEAR	CLUB	W-L	ERA	G	GS	SV	IP	H	R	ER	HR	HB	BB	SO	SO/9	WHIP	AVG
2022	FCL Red Sox (R)	0-0	27.00	2	0	0	1.1	3	4	4	0	0	2	0	0.00	3.75	.375
2023	Salem (A)	1-2	3.67	27	0	4	49.0	36	21	20	1	3	26	75	13.78	1.27	.208
	Greenville (A+)	0-0	6.75	5	0	0	9.1	14	9	7	3	0	3	9	8.68	1.82	.350
2024	Greenville (A+)	3-0	4.96	12	0	5	16.1	14	11	9	2	2	11	25	13.78	1.53	.230
	Portland (AA)	1-2	3.88	21	10	1	58.0	53	28	25	2	7	27	58	9.00	1.38	.250
Minor League Totals		5-4	4.37	67	10	10	134.0	120	73	65	8	12	69	167	11.22	1.41	.243

BOUCHARD, Alexander Garcia (Alex)

RHP

HT: 6-3; **BATS:** Right; **THROWS:** Right; **BORN:** 8/11/2003 in Atlanta, GA; **SIGNED BY:** Wallace Rios; **ACQUIRED:** Red Sox 14th pick (14th round, 417th overall) in the 2024 First-Year Player Draft.

PERSONAL: Pitched at Division III Dickinson College (2022) and at Lehigh University (2023-24)...Underwent Tommy John surgery after appearing in only 2 games in 2024...In the summer, pitched for Alpharetta in the Sunbelt Baseball League (2022) and for Wilson in the Coastal Plain League (2022-23)...Graduated from Germantown Academy (PA).

BRAND, Jonathan Robert

RHP

HT: 5-9; **BATS:** Right; **THROWS:** Right; **BORN:** 2/20/2000 in Columbia, GA; **SIGNED BY:** Matt Davis; **ACQUIRED:** Red Sox 9th pick (8th round, 249th overall) in the 2022 First-Year Player Draft.

CAREER: In 2023, led Single-A Salem in saves (8)...**PERSONAL:** Pitched for Miami University (OH) (2020-22) and East Georgia State College (2019)...Graduated from Columbus (GA) High School.

YEAR	CLUB	W-L	ERA	G	GS	SV	IP	H	R	ER	HR	HB	BB	SO	SO/9	WHIP	AVG
2022	FCL Red Sox (R)	0-0	0.00	2	0	0	2.0	2	0	0	0	0	0	3	13.50	1.00	.250
2023	Salem (A)	4-2	2.58	29	0	8	38.1	24	17	11	3	2	14	47	11.03	0.99	.183
2024	Greenville (A+)	0-0	0.00	6	0	1	11.2	8	1	0	0	0	3	18	13.89	0.94	.186
	Portland (AA)	2-3	4.67	28	0	0	44.1	44	25	23	4	4	19	33	6.70	1.42	.256
Minor League Totals		6-5	3.18	65	0	9	96.1	78	43	34	7	6	36	101	9.44	1.18	.220

BRANNON, Brooks Paul

C/1B

HT: 6-0; **BATS:** Right; **THROWS:** Right; **BORN:** 5/4/2004 in Greensboro, NC; **SIGNED BY:** Kirk Fredriksson; **ACQUIRED:** Red Sox 10th pick (9th round, 279th overall) in the 2022 First-Year Player Draft.

CAREER: Ranked as a top Red Sox prospect by *Baseball America* entering 2023 (No. 25) and 2024 (No. 29)...Missed most of the 2023 season due to injury...Has made 39 starts at catcher, 29 as the DH, and 14 at 1B, throwing out 22 of 114 runners attempting to steal (19.3%)...**2024:** Was on the Injured List from 3/22-6/3...Following the season, hit .309 with an .803 OPS in 16 games for Mesa in the Arizona Fall League (21-for-68, 4 2B, 2 HR), starting 9 games at catcher and 7 as the DH...**PERSONAL:** Graduated from Randleman High School (NC), where he was a 2-time state champion in baseball...Led the nation in HR (20) and RBI (91) as a senior in 2022...His 20 HR tied the North Carolina state single-season record, matching his father, Paul, who did so in 1989 at Kings Mountain High School (NC).

YEAR	CLUB	AVG	G	AB	R	H	2B	3B	HR	RBI	SH	HBP	BB	SO	SB	CS	OBP	SLG	OPS
2022	FCL Red Sox (R)	.462	5	13	6	6	1	2	0	5	0	0	2	5	0	0	.533	.846	1.379
2023	FCL Red Sox (R)	.250	11	48	8	12	3	1	3	14	1	0	3	12	0	0	.294	.542	.836
	Salem (A)	.292	6	24	4	7	0	0	3	9	0	0	1	8	0	0	.320	.667	.987
2024	FCL Red Sox (R)	.174	8	23	3	4	0	0	0	1	0	0	4	10	1	0	.296	.174	.470
	Salem (A)	.251	54	207	22	52	8	2	6	24	0	0	23	67	5	1	.326	.396	.722
Minor League Totals		.257	84	315	43	81	12	5	12	53	1	0	33	102	6	1	.328	.441	.769

Minor League Players, Continued

BROADWAY, Taylor Anthony

RHP

HT: 5-11; **BATS:** Right; **THROWS:** Right; **BORN:** 4/8/1997 in Houston, TX; **SIGNED BY:** Warren Hughes; **ACQUIRED:** From the Chicago White Sox with C Reese McGuire in exchange for LHP Jake Diekman, 8/31/2022.

CAREER: In 2023, was invited to his 1st ML Spring Training camp as a non-roster invitee...Underwent Tommy John surgery in October 2023 and missed the entire 2024 season on the Injured List...**PERSONAL:** Graduated in 2016 from Cypress (TX) Christian High School...After receiving no baseball scholarship offers, attended TCS Post Grad Academy in Dallas...Was not drafted after either of his 2 years at Tyler Junior College, where in 2017 he led the Hawks to the DIII NJCAA World Series title; was named World Series MVP and DIII NJCAA Player of the Year; and was tabbed both a 1st Team All-American and Academic All-American...Transferred and pitched at the University of Mississippi (2019-21) and graduated in May 2020 with a degree in multi-disciplinary studies...His father, Danny, was a professional bowler after he bowled at Texas A&M, while his mother, Adora, bowled at the University of Houston.

YEAR	CLUB	W-L	ERA	G	GS	SV	IP	H	R	ER	HR	HB	BB	SO	SO/9	WHIP	AVG
2021	ACL White Sox (R)	1-0	0.00	1	0	0	1.0	0	0	0	0	0	0	2	18.00	0.00	.000
	Kannapolis (A)	0-0	1.59	5	0	0	5.2	2	1	1	1	0	1	7	11.12	0.53	.105
	Winston-Salem (A+)	0-0	3.00	6	1	0	6.0	4	3	2	0	0	1	6	9.00	0.83	.167
2022	Winston-Salem (A+)	0-0	10.13	3	0	1	2.2	4	3	3	0	0	2	3	10.13	2.25	.333
	Birmingham (AA)	3-2	4.74	37	0	1	49.1	58	28	26	8	0	14	74	13.50	1.46	.289
	Portland (AA)	1-0	1.50	5	0	1	6.0	2	1	1	1	0	0	10	15.00	0.33	.105
2023	Portland (AA)	1-0	0.00	3	0	0	4.0	4	0	0	0	0	0	4	9.00	1.00	.250
	Worcester (AAA)	1-1	6.34	22	1	0	32.2	37	28	23	11	0	16	28	7.71	1.62	.287
2024							Did Not Pitch										
Minor League Totals		7-3	4.70	82	2	3	107.1	111	64	56	21	0	34	134	11.24	1.35	.262

BROOKS, Steven Anthony

RHP

HT: 6-6; **BATS:** Right; **THROWS:** Right; **BORN:** 9/20/2002 in Davis, CA; **SIGNED BY:** Josh Labandeira; **ACQUIRED:** Red Sox 11th pick (11th round, 327th overall) in the 2024 First-Year Player Draft.

PERSONAL: Pitched for 3 seasons at California Polytechnic State University (2022-24)...In the summer, pitched for Port Angeles in the West Coast League (2021) and Willmar in the Northwoods League (2022)...Graduated in 2021 from Cosumnes Oaks High School (CA).

BRYANT, Zachery Dennis (Zach)

RHP

HT: 6-2; **BATS:** Right; **THROWS:** Right; **BORN:** 6/5/1998 in Daytona Beach, FL; **SIGNED BY:** Tom Clark; **ACQUIRED:** From the Chicago Cubs, completing the 8/31/20 trade of LHP Josh Osich, 2/27/21.

CAREER: Underwent Tommy John surgery in 2023 after suffering an injury in Spring Training...**2024:** On the Injured List from the start of the season through 6/17...**PERSONAL:** Pitched for Jacksonville University (2019) and Daytona State College (2017-18)...Graduated from Spruce Creek (FL) High School.

YEAR	CLUB	W-L	ERA	G	GS	SV	IP	H	R	ER	HR	HB	BB	SO	SO/9	WHIP	AVG
2019	ACL Cubs (R)	1-0	1.13	5	0	1	8.0	4	2	1	0	0	4	11	12.38	1.00	.148
	Eugene (A)	0-1	1.35	7	0	1	13.1	13	3	2	0	2	4	13	8.78	1.28	.255
2020							Did Not Pitch										
2021	Greenville (A+)	3-3	3.54	37	0	6	48.1	31	25	19	6	1	18	65	12.10	1.01	.177
2022	Portland (AA)	1-4	7.64	28	0	0	33.0	31	29	28	9	4	24	30	8.18	1.67	.248
2023							Did Not Pitch										
2024	FCL Red Sox (R)	0-0	4.50	4	3	0	6.0	7	3	3	1	1	3	6	9.00	1.67	.318
	Portland (AA)	4-1	4.82	19	0	3	28.0	30	17	15	4	2	11	28	9.00	1.46	.270
Minor League Totals		9-9	4.48	100	3	11	136.2	116	79	68	20	10	64	153	10.08	1.32	.227

Minor League Players, Continued

BURDI, Nicholas Edward (Nick)

RHP

HT: 6-3; **BATS:** Right; **THROWS:** Right; **BORN:** 1/19/1993 in Hinsdale, IL; **SIGNED BY:** Alan Sandberg (Twins); **ACQUIRED:** Signed as a minor league free agent, 2/14/25

CAREER: Has pitched in 31 MLB games for PIT (2018-20), CHC (2023), and NYY (2024)...Did not pitch in 2021 and 2022 due to Tommy John Surgery in October 2020...Also had Tommy John surgery in 2017...Made consecutive Opening Day Rosters with PIT in 2019 and 2020...**2024:** Attended Major League Spring Training with the Yankees as a non-roster invitee and made the club's Opening Day roster, making 12 MLB appearances before being placed on the Injured List with right hip inflammation on 5/24...Was designated for assignment on 9/7...Also made 18 appearances for Scranton/Wilkes-Barre...**PERSONAL:** Graduated from Downers Grove South HS (IL)...Pitched at the University of Louisville from 2012-14...His younger brother, Zack, has pitched in the Majors for CWS (2020-21), BAL (2021) and TB (2023)...His older brother, Drew, played quarterback and wide receiver at Western Michigan University.

YEAR	CLUB	W-L	ERA	G	GS	SV	IP	H	R	ER	HR	HB	BB	SO	SO/9	WHIP	AVG
2014	Cedar Rapids (A)	0-0	4.15	13	0	4	13.0	8	6	6	0	0	8	26	18.00	1.23	.174
	Fort Myers (A+)	2-0	0.00	7	0	1	7.1	5	0	0	0	1	2	12	14.73	0.95	.208
2015	Cedar Rapids (A)	3-4	4.53	30	0	2	43.2	40	25	22	3	1	32	54	11.13	1.65	.242
	Fort Myers (A+)	2-2	2.25	13	0	2	20.0	12	7	5	1	0	3	29	13.05	0.75	.179
2016	Chattanooga (AA)	1-0	9.00	3	0	0	3.0	4	3	3	0	0	1	1	3.00	1.67	.308
2017	Chattanooga (AA)	2-0	0.53	14	0	1	17.0	9	1	1	1	0	4	20	10.59	0.76	.161
2018	Bradenton (A+)	0-0	4.50	2	2	0	2.0	1	1	1	1	0	0	6	27.00	0.50	.143
	Altoona (AA)	0-0	6.75	3	0	0	4.0	6	3	3	0	1	2	3	6.75	2.00	.375
	Indianapolis (AAA)	0-2	5.40	5	0	0	5.0	9	4	3	0	0	4	5	9.00	2.60	.375
	PITTSBURGH	0-0	20.25	2	0	0	1.1	3	4	3	1	0	2	2	13.50	3.75	.375
	PITTSBURGH	2-1	9.35	11	0	0	8.2	11	9	9	1	0	3	17	17.65	1.62	.297
2020	PITTSBURGH	0-1	3.86	3	0	1	2.1	2	1	1	0	0	2	4	15.43	1.71	.250
2021	Did Not Play (Injury)																
2022	Did Not Play (Injury)																
2023	ACL Cubs (R)	0-0	13.50	2	0	0	1.1	4	2	2	1	0	1	2	13.50	3.75	.500
	Iowa (AAA)	0-0	3.20	21	0	4	19.2	16	7	7	1	6	14	33	15.10	1.53	.225
	CHICAGO-NL	0-0	9.00	3	0	0	3.0	3	3	3	0	0	3	4	12.00	2.00	.273
2024	Scranton/Wilkes-Barre (AAA)1-0	2.65	18	0	1	17.0	9	6	5	1	1	11	24	12.71	1.18	.153	
	NEW YORK_AL	1-0	1.86	12	0	0	9.2	5	2	2	1	2	9	12	11.17	1.45	.147
Major League Totals		3-2	6.48	31	0	1	25.0	24	19	18	3	2	19	39	14.04	1.72	.245
Minor League Totals		11-8	3.41	131	2	15	153.0	123	65	58	9	10	82	215	12.65	1.34	.221

CAMPBELL, Isaiah Lyn - Non-Roster Invitee

RHP

HT: 6-4; **BATS:** Right; **THROWS:** Right; **BORN:** 8/15/1997 in Angra do Heroísmo, Portugal; **SIGNED BY:** Ben Collman (Mariners); **ACQUIRED:** From the Seattle Mariners in exchange for INF Luis Urfas, 11/7/2023.

CAREER: Originally signed by the Mariners as a Competitive Balance Round B selection in the 2019 First-Year Player Draft (No. 76 overall)... Missed most of 2017 and all of 2019 due to a right elbow injury and underwent season-ending right elbow surgery in 2021...Transitioned to a full-time reliever during 2022; that year, was named a Northwest League Post-Season All-Star and an MiLB.com Organization All-Star...**2024:** Made his 1st Opening Day roster...Pitched in 8 games for BOS and 14 for Triple-A Worcester...Missed 69 MLB games due to a pair of stints on the Injured List...Became the 1st player born in Portugal to play for the Red Sox, the 1st European-born player to appear for BOS since Tom McCarthy (Germany) in 1985...In Spring Training, allowed 0 ER in 9.0 IP...Placed on the 15-Day IL on 4/12 with a right shoulder impingement (reinstated on 6/6)...Placed on the minor league 7-Day IL on 7/20 with right elbow inflammation and missed the remainder of the season...On 9/7, was recalled from Worcester and placed on the 60-Day IL...**PERSONAL:** Earned a degree in criminal justice from the University of Arkansas in 2020...Was originally selected by the Angels in the 24th round of the 2018 First-Year Player Draft but elected to stay at Arkansas for his senior season...Graduated from South High School (KS) with a 4.125 GPA...Was a member of the National Honor Society...Earned the Mariners' 2021 Dan Wilson Minor League Community Service Award for his effort in the Everett community during the season, as well as his participation in a 2020 literacy program...In 2023, visited Washington Elementary School (Olathe, KS)—where his sister, Taylor, works as a special education teacher—and played with children and read to kindergarteners...Participated in the January 2024 Red Sox Rookie Development Program, which included an RBI clinic with the Red Sox Foundation and a visit to Boston Children's Hospital...Attended Red Sox Winter Weekend in January 2024, signing autographs and posing for pictures with fans...Joins C/O Frank Thompson (1875) as the only players in MLB history born in Portugal... When Isaiah was born, his father, Parry, was stationed with the Air Force in Portugal; he was transferred to Ramstein Air Force Base in Germany a year later, then to Incirlik Air Base in Turkey; the family moved to Kansas, where Isaiah was raised.

YEAR	CLUB	W-L	ERA	G	GS	SV	IP	H	R	ER	HR	HB	BB	SO	SO/9	WHIP	AVG
2020	Did not play																
2021	Everett (A+)	3-1	2.33	5	0	0	19.1	13	7	5	2	2	6	20	9.31	0.98	.194
2022	Everett (A+)	1-0	0.82	19	4	10	33.0	18	4	3	2	0	10	35	9.55	0.85	.159
	Arkansas (AA)	0-4	3.46	14	0	1	13.0	13	6	5	2	0	2	24	16.62	1.15	.250
2023	Arkansas (AA)	6-0	2.63	23	0	5	24.0	18	9	7	2	0	7	27	10.13	1.04	.205
	SEATTLE	4-1	2.83	27	0	1	28.2	22	9	9	2	1	13	33	10.36	1.22	.210
2024	BOSTON	0-1	16.20	8	0	0	6.2	14	13	12	3	0	2	6	8.10	2.40	.400
	Worcester (AAA)	0-1	2.20	14	0	0	16.1	14	5	4	3	1	5	19	10.47	1.16	.222
Major League Totals		4-2	5.35	35	0	1	35.1	36	22	21	5	1	15	39	9.93	1.44	.257
Minor League Totals		10-6	2.04	75	4	16	105.2	76	31	24	11	3	30	125	10.65	1.00	.198
Red Sox Totals		0-1	16.20	8	0	0	6.2	14	13	12	3	0	2	6	8.10	2.40	.400

Player Development

Minor League Players, Continued

CAMPBELL, Kristian Eron - Non-Roster Invitee

INF/OF

HT: 6-3; **BATS:** Right; **THROWS:** Right; **BORN:** 6/8/2022 in Chattanooga, TN; **SIGNED BY:** Kirk Fredriksson; **ACQUIRED:** Red Sox 5th pick (4th round comp., 132nd overall) in the 2023 First-Year Player Draft.

CAREER: Enters 2025 ranked by Baseball America as the Red Sox' No. 2 prospect and as the game's No. 4 overall prospect...Also ranked among baseball's top prospects by MLB.com (No. 7)...Rated by *BA* as the best hitter for average among Red Sox prospects...Was not ranked among the Sox' top 30 prospects entering the 2024 season...Has made 86 starts in the infield (2B-49, SS-32, 3B-5), 31 in the outfield (CF-25, LF-4, RF-2), and 18 as the DH...**2024:** Hit .330 with a .997 OPS in 115 games with High-A Greenville, Double-A Portland, and Triple-A Worcester (142-for-430, 32 2B, 3 3B, 20 HR, 94 R, 77 RBI, 24 SB)...Named USA TODAY Sports Minor League Player of the Year...Recognized by *Baseball America* as Minor League Player of the Year, Red Sox Minor League Player of the Year, and a First-Team All-Star...Also recognized by Minor League Baseball as the Hitting Prospect of the Year, Breakout Player of the Year, and an All-MiLB Prospect Team First-Team honoree...Among the 185 minor leaguers with at least 500 PA, ranked 1st in OBP (.439) and OPS, 3rd in AVG, and 4th in SLG (.558)...Recognized by the Red Sox as the organization's Offensive Player of the Year...Among BOS minor leaguers with at least 200 PA, ranked 1st in AVG and OPS and 2nd in OBP and SLG...Also led Sox minor leaguers in runs, hits, XBH (55), doubles (tied), and total bases (240), and ranked 1st in HR and RBI...Recognized by the Eastern League as its MVP, an All-Star, Player of the Month for June, and a 2-time Player of the Week (6/10-16 and 8/5-11)...Also named South Atlantic League Player of the Month for May...Named Double-A Portland's Defensive Player of the Year...Named Red Sox Minor League Defensive Player of the Month for July and Hitter of the Month for both May and June...Promoted to Portland on 6/4 and to Worcester on 8/20...On the Injured List from 9/16-23...**PERSONAL:** Played at Georgia Tech (2022-23)...Redshirted his freshman year and started 45 games in his sophomore year...Graduated from Walton High School (GA).

YEAR	CLUB	AVG	G	AB	R	H	2B	3B	HR	RBI	SH	HBP	BB	SO	SB	CS	OBP	SLG	OPS
2023	FCL Red Sox (R)	.391	8	23	4	9	2	1	0	2	0	3	3	5	2	1	.517	.565	1.082
	Greenville (A+)	.267	14	45	5	12	2	1	1	3	0	3	7	13	1	2	.400	.422	.822
2024	Greenville (A+)	.306	40	147	29	45	13	0	8	25	0	3	26	47	3	1	.418	.558	.976
	Portland (AA)	.362	56	213	48	77	17	3	8	35	0	6	35	38	17	5	.463	.582	1.045
	Worcester (AAA)	.286	19	70	17	20	2	0	4	17	0	2	13	18	4	2	.412	.486	.898
Minor League Totals		.327	137	498	103	163	36	5	21	82	0	17	84	121	27	11	.439	.546	.985

CARLSON, Maxwell Christian (Max)

RHP

HT: 6-1; **BATS:** Right; **THROWS:** Right; **BORN:** 9/13/2001 in Edina, MN; **SIGNED BY:** Spencer Brown; **ACQUIRED:** Red Sox 14th pick (12th round, 358th overall) in the 2023 First-Year Player Draft.

2024: In 33 games between Single-A Salem and High-A Greenville, went 6-2 with 7 saves and a 2.73 ERA (21 ER/69.1 IP)...Among BOS minor leaguers with at least 50.0 IP, ranked 1st in HR/9.0 IP (0.13), 3rd in ERA, and 5th in SO/BB ratio (3.74)...Also ranked T-3rd among BOS minor leaguers in saves...**PERSONAL:** Pitched for the University of North Carolina (2021-23)...Graduated from Burnsville High School (MN)...His brother, Sam, was selected by SEA in the 2017 First-Year Player Draft and has pitched in the Mariners (2017, '21-23) and Brewers (2024) systems.

YEAR	CLUB	W-L	ERA	G	GS	SV	IP	H	R	ER	HR	HB	BB	SO	SO/9	WHIP	AVG
2023	FCL Red Sox (R)	0-0	0.00	1	0	0	1.0	0	0	0	0	0	0	2	18.00	0.00	.000
2024	Salem (A)	5-1	2.81	28	0	6	57.2	57	29	18	1	2	18	77	12.02	1.30	.254
	Greenville (A+)	1-1	2.31	5	0	1	11.2	8	3	3	0	1	5	9	6.94	1.11	.200
Minor League Totals		6-2	2.69	34	0	7	70.1	65	32	21	1	3	23	88	11.26	1.25	.243

CASON, Conrad Maurice

RHP/SS

HT: 6-1; **BATS:** Right; **THROWS:** Right; **BORN:** 8/7/2006 in Snellville, GA; **SIGNED BY:** Kirk Fredriksson; **ACQUIRED:** Red Sox 8th pick (8th round, 237th overall) in the 2024 First-Year Player Draft.

CAREER: Enters 2025 ranked as the Red Sox No. 15 Prospect by MLB.com...Is also ranked among the club's top 30 prospects by *Baseball America* (No. 24)...**PERSONAL:** Graduated in 2024 from Greater Atlanta Christian High School (GA)...Named 2023-24 Gatorade Georgia High School Player of the Year...As a senior, went 7-1 with a 0.48 ERA, .085 opponent AVG, and 99 SO in 43.2 IP, while also batting .364 with 3 HR, 16 steals, and a .519 OBP.

CASTRO, Allan Alexander

OF

HT: 6-1; **BATS:** Switch; **THROWS:** Right; **BORN:** 5/24/2003 in Santo Domingo, DR; **SIGNED BY:** Manny Nanita and Eddie Romero; **ACQUIRED:** Signed as an international free agent, 7/2/2019.

CAREER: Was originally signed as a middle infielder before being moved to the outfield in 2021...Led the 2021 DSL Red Sox Red in SLG, OPS, doubles, triples, XBH, and total bases...**2024:** In 123 games between High-A Greenville and Double-A Portland, hit .229 with a .743 OPS (102-for-445, 23 2B, 4 3B, 15 HR)...Ranked T-4th among BOS minor leaguers in walks (74) and 5th in runs (80) and total bases (178)...Led Greenville in OBP (.363), doubles (21), triples (4), BB (61), XBH (39), and runs (65).

YEAR	CLUB	AVG	G	AB	R	H	2B	3B	HR	RBI	SH	HBP	BB	SO	SB	CS	OBP	SLG	OPS
2021	DSL Red Sox (R)	.232	46	164	24	38	8	7	3	19	0	6	21	43	3	2	.335	.421	.756
2022	FCL Red Sox (R)	.279	39	122	19	34	4	4	3	17	0	3	13	32	8	2	.355	.451	.806
	Salem (A)	.188	10	32	7	6	1	2	0	4	0	0	6	11	0	0	.316	.344	.660
2023	Salem (A)	.247	69	251	39	62	20	2	3	29	0	2	51	54	15	5	.376	.378	.754
	Greenville (A+)	.283	43	166	23	47	11	2	4	17	0	2	17	36	4	1	.355	.446	.801
2024	Greenville (A+)	.243	95	345	65	84	21	4	14	48	0	5	61	94	11	2	.363	.449	.812
	Portland (AA)	.180	28	100	15	18	2	0	1	9	0	1	13	30	6	3	.274	.230	.504
Minor League Totals		.245	330	1180	192	289	67	21	28	143	0	19	182	300	47	15	.351	.408	.759

Minor League
Players

Minor League Players, Continued

CELLUCCI, Brendan Michael

LHP

HT: 6-4; **BATS:** Left; **THROWS:** Left; **BORN:** 6/30/1998 in Philadelphia, PA; **SIGNED BY:** Tim Collinsworth; **ACQUIRED:** Red Sox 12th pick (12th round, 377th overall) in the 2019 First-Year Player Draft.

CAREER: Ranked by *Baseball America* as the Sox' No. 28 prospect in their 2021 midseason rankings...Made 10 appearances for Scottsdale in the Arizona Fall League in 2021...Was part of a no-hitter on 7/23/23 vs. New Hampshire (2.0 IP, BB, SO)...**2024:** During a stretch of 16 outings from 6/22-8/31 (all with Double-A Portland), went 6-0 with 2 saves and a 0.76 ERA (3 ER/35.1 IP)...**PERSONAL:** Played at Tulane University (2018-19)...Pitched for Baltimore in the Cal Ripken *Collegiate Baseball League* (2018) and Wareham in the Cape Cod League (2018-19)...Attended William Penn Charter School in Philadelphia.

YEAR	CLUB	W-L	ERA	G	GS	SV	IP	H	R	ER	HR	HB	BB	SO	SO/9	WHIP	AVG
2019	Lowell (A)	1-0	5.25	8	0	0	12.0	14	7	7	1	1	7	17	12.75	1.75	.292
2020																	
2021	Greenville (A+)	2-3	5.30	36	0	0	37.1	36	24	22	3	1	28	59	14.22	1.71	.252
2022	Greenville (A+)	3-4	4.50	43	10	0	62.0	54	35	31	6	8	44	82	11.90	1.58	.238
	Portland (AA)	0-0	0.00	2	0	0	2.1	2	0	0	0	0	0	3	11.57	0.86	.250
2023	Portland (AA)	1-2	5.29	37	0	0	51.0	60	36	30	7	2	33	63	11.12	1.82	.291
2024	Portland (AA)	7-3	3.07	30	0	4	58.2	42	25	20	4	3	39	84	12.89	1.38	.199
	Worcester (AAA)	0-0	15.00	5	0	0	6.0	5	10	10	0	3	10	7	10.50	2.50	.250
Minor League Totals		14-12	4.71	161	10	4	229.1	213	137	120	21	18	161	315	12.36	1.63	.247

CESPEDES, Yoeliln

INF

HT: 5-9; **BATS:** Right; **THROWS:** Right; **BORN:** 9/8/2005 in Azua, DR; **SIGNED BY:** Manny Nanita; **ACQUIRED:** Signed as an international free agent, 1/15/2023.

CAREER: Enters 2025 ranked as the Red Sox' No. 6 prospect by *Baseball America*...Also rated by *BA* as the organization's best defensive infielder...Began 2024 ranked by *BA* as the Sox' No. 10 prospect...In 2023, was named Red Sox Latin Program Position Player of the Year and a Dominican Summer League All-Star after leading the DSL Red Sox Blue in AVG, doubles, triples, HR, RBI, OPS, XBH, and runs...Has made 46 starts at SS, 7 at 2B, and 18 as the DH...**2024:** Named Florida Complex League Player of the Week for 6/3-9...Was on the Injured List from 7/3 through the end of the season.

YEAR	CLUB	AVG	G	AB	R	H	2B	3B	HR	RBI	SH	HBP	BB	SO	SB	CS	OBP	SLG	OPS
2023	DSL Red Sox (R)	.346	46	191	37	66	15	4	6	38	0	2	14	24	1	2	.392	.560	.952
2024	FCL Red Sox (R)	.319	25	91	20	29	10	1	5	24	0	1	12	19	3	1	.400	.615	1.015
Minor League Totals		.337	71	282	57	95	25	5	11	62	0	3	26	43	4	3	.395	.578	.973

CHACON, Juan Camilo

OF

HT: 6-2; **BATS:** Right; **THROWS:** Right; **BORN:** 12/4/2002 in Valera, Trujillo, VZ; **SIGNED BY:** Wilder Lobo and Eddie Romero; **ACQUIRED:** Signed as an international free agent, 7/2/2019.

CAREER: Has made 96 starts in RF, 72 in LF, and 40 in CF, recording 17 OF assists...Named Red Sox Minor League Base Stealer of the Month for August 2022...In 2021, led the DSL Red Sox Blue in runs (45), hits (51), and stolen bases (11)...**2024:** Was on the Injured List from 5/22-31.

YEAR	CLUB	AVG	G	AB	R	H	2B	3B	HR	RBI	SH	HBP	BB	SO	SB	CS	OBP	SLG	OPS
2021	DSL Red Sox (R)	.311	47	164	45	51	5	2	1	8	0	7	26	26	11	7	.426	.384	.810
2022	FCL Red Sox (R)	.225	41	138	21	31	10	0	1	25	0	3	26	53	21	3	.351	.319	.670
	Salem (A)	.129	8	31	4	4	1	0	0	1	0	0	3	13	1	0	.206	.161	.367
2023	Salem (A)	.241	57	199	22	48	6	6	0	18	0	4	31	52	20	10	.353	.332	.685
2024	Greenville (A+)	.203	84	305	37	62	18	3	2	17	0	3	25	109	9	3	.269	.302	.571
Minor League Totals		.234	237	837	129	196	40	11	4	69	0	17	111	253	62	23	.334	.323	.657

CLARKE, Brandon Christopher

LHP

HT: 6-4; **BATS:** Left; **THROWS:** Left; **BORN:** 4/10/2003 in Leesburg, VA; **SIGNED BY:** Dante Ricciardi; **ACQUIRED:** Red Sox 5th pick (5th round, 148th overall) in the 2024 First-Year Player Draft.

PERSONAL: Pitched for 2 seasons at State College of Florida, Manatee-Sarasota (2023-24)...In 2024, recorded 107 SO in 74.1 IP (12.96 SO/9.0 IP)...Originally attended the University of Alabama but did not pitch there...In the summer, pitched for Bethesda in the Cal Ripken Collegiate League (2022-23)...Graduated from Independence High School (VA)...Underwent Tommy John surgery in 2019.

COFFEY, Isaac

RHP

HT: 6-1; **BATS:** Right; **THROWS:** Right; **BORN:** 6/21/2000 in Goleta, CA; **SIGNED BY:** Chris Reilly; **ACQUIRED:** Red Sox 11th pick (10th round, 309th overall) in the 2022 First-Year Player Draft.

CAREER: In 2023, was named a South Atlantic League Post-Season All-Star and was tabbed Red Sox Minor League Starting Pitcher of the Month for May...**2024:** Among BOS minor leaguers, ranked 1st in strikeouts (148), 2nd in wins (11), and 4th in innings (113.2)...Named Double-A Portland's Pitcher of the Year...Led the team in ERA (3.17), strikeouts, and innings, and was tied for the lead in starts (21) and wins...Led qualified Double-A pitchers in winning percentage (.733), and ranked among Eastern League leaders in strikeouts (1st), ERA (3rd), wins (T-3rd), opponent AVG (2nd, .215), and WHIP (5th, 1.23)...**PERSONAL:** Pitched at Oral Roberts University (2019-22), where he was 18-9 with a 3.34 ERA (84 ER/226.1 IP) in 42 starts...Also hit .283 (76-for-269) with 7 HR and 46 RBI in 127 games...Named 2021 Summit League Pitcher of the Year, 2019 First Team All-Summit League, and 2019 *Baseball America* Second Team Freshman All-American...Pitched for Holly Springs in the Coastal Plains League during the summer of 2021...Graduated from Dos Pueblos High School (CA).

Minor League Players, Continued

Isaac Coffey, cont.

YEAR	CLUB	W-L	ERA	G	GS	SV	IP	H	R	ER	HR	HB	BB	SO	SO/9	WHIP	AVG
2022	FCL Red Sox (R)	0-0	10.80	2	0	0	1.2	2	2	2	0	0	2	0	0.00	2.40	.333
2023	Greenville (A+)	4-2	2.83	11	11	0	60.1	51	23	19	11	1	10	83	12.38	1.01	.223
	Portland (AA)	7-4	3.92	12	11	0	57.1	46	27	25	11	9	23	72	11.30	1.20	.215
2024	Portland (AA)	11-4	3.17	24	21	0	113.2	89	47	40	9	25	51	148	11.72	1.23	.215
Minor League Totals		22-10	3.32	49	43	0	233.0	188	99	86	31	35	86	303	11.70	1.18	.218

COHEN, Luis Fernando

RHP

HT: 6-0; **BATS:** Right; **THROWS:** Right; **BORN:** 5/26/2003 in Tucacas, Falcon, VZ; **SIGNED BY:** Jorge Moreno, Rolando Pino; **ACQUIRED:** Signed as international free agent, 1/15/2022.

CAREER: Was named FCL Pitcher of the Month for July 2023...Led his team in innings pitched in 2022 (46.2) and 2023 (39.0)...**2024:** Led Single-A Salem in starts (22), tied for 5th most among BOS minor leaguers.

YEAR	CLUB	W-L	ERA	G	GS	SV	IP	H	R	ER	HR	HB	BB	SO	SO/9	WHIP	AVG
2022	DSL Red Sox (R)	0-1	2.89	13	12	0	46.2	36	16	15	0	4	14	42	8.10	1.07	.208
2023	FCL Red Sox (R)	3-2	3.46	10	7	1	39.0	28	18	15	2	2	14	39	9.00	1.08	.206
2024	Salem (A)	6-5	3.40	23	22	0	98.0	76	43	37	7	5	34	77	7.07	1.12	.213
Minor League Totals		9-8	3.28	46	41	1	183.2	140	77	67	9	11	62	158	7.74	1.10	.210

CRUZ, Nathanael

RHP

HT: 6-2; **BATS:** Right; **THROWS:** Right; **BORN:** 2/4/2003 in Santo Domingo, DR; **SIGNED BY:** Manny Nanita and Eddie Romero; **ACQUIRED:** Signed as an international free agent, 7/2/2019.

2024: Ranked 4th among BOS minor leaguers in pitching appearances (38).

YEAR	CLUB	W-L	ERA	G	GS	SV	IP	H	R	ER	HR	HB	BB	SO	SO/9	WHIP	AVG
2021	FCL Red Sox (R)	0-0	3.18	4	3	0	5.2	4	2	2	2	1	3	8	12.71	1.24	.200
2022	FCL Red Sox (R)	0-0	2.55	8	7	0	17.2	11	5	5	1	1	12	19	9.68	1.30	.190
	Salem (A)	0-0	7.85	8	3	1	18.1	20	16	16	6	4	13	15	7.36	1.80	.278
2023	Salem (A)	3-2	5.14	25	0	0	42.0	32	29	24	2	8	36	45	9.64	1.62	.216
2024	Salem (A)	6-4	4.71	38	0	4	57.1	53	45	30	5	7	33	60	9.42	1.50	.240
Minor League Totals		9-6	4.91	83	13	5	141.0	120	97	77	16	21	97	147	9.38	1.54	.231

CRUZ, Yan Manuel

OF

HT: 6-1; **BATS:** Left; **THROWS:** Left; **BORN:** 10/31/2006 in San Juan, PR; **SIGNED BY:** Wallace Rios; **ACQUIRED:** Red Sox 17th pick (17th round, 507th overall) in the 2024 First-Year Player Draft.

PERSONAL: Attended Academia Presbiteriana High School in Puerto Rico.

CRUZ, Yovanny - Non-Roster Invitee

RHP

HT: 6-0; **BATS:** Right; **THROWS:** Right; **BORN:** 8/23/1999 in San Francisco de Macoris, DR; **SIGNED BY:** Jose Esteves, Gian Guzman, and Jose Serra (Cubs); **ACQUIRED:** Signed as a minor league free agent, 1/15/2025.

CAREER: Originally signed by the Chicago Cubs as an international free agent in August 2016...Pitched for the Estrellas Orientales in the Dominican Winter League in 2023...**2024:** Attended his 1st career Major League Spring Training with San Diego...Spent the entire season with Double-A San Antonio...**PERSONAL:** Resides in San Pedro de Macoris, Dominican Republic.

YEAR	CLUB	W-L	ERA	G	GS	SV	IP	H	R	ER	HR	HB	BB	SO	SO/9	WHIP	AVG
2017	DSL Cubs 1 (R)	3-2	3.51	13	12	0	56.1	50	32	22	3	7	14	54	8.63	1.14	.234
2018	ACL Cubs 2 (R)	4-2	2.86	10	10	0	44.0	36	18	14	1	3	13	50	10.23	1.11	.214
	Eugene (A-)	1-0	0.00	1	1	0	5.0	4	0	0	0	1	0	5	9.00	0.80	.222
2019	ACL Cubs 2 (R)	0-0	4.00	4	4	0	9.0	7	4	4	0	1	7	7	7.00	1.56	.212
	Eugene (A-)	1-2	7.98	5	3	0	14.2	13	17	13	3	2	12	21	12.89	1.70	.220
2020	Did Not Pitch																
2021	Did Not Pitch (Injury)																
2022	ACL Cubs (R)	1-0	5.06	3	0	0	5.1	4	3	3	1	1	0	13	21.94	0.75	.200
	South Bend (A+)	0-0	3.24	7	0	0	8.1	9	4	3	1	1	2	7	7.56	1.32	.273
2023	ACL Cubs (R)	0-0	0.00	2	0	0	2.0	1	1	0	0	0	1	2	9.00	1.00	.125
	South Bend (A+)	0-1	1.89	14	0	0	19.0	14	5	4	0	2	10	22	10.42	1.26	.203
2024	San Antonio (AA)	1-2	4.55	23	0	1	29.2	36	17	15	2	7	16	35	10.62	1.75	.308
Minor League Totals		11-9	3.63	82	30	1	193.1	174	101	78	11	25	75	216	10.06	1.29	.235

Minor League Players, Continued

DAVIS, Noah Dylan - Non-Roster Invitee

RHP

HT: 6-2; **BATS:** Right; **THROWS:** Right; **BORN:** 4/22/1997 in Newport Beach, CA; **SIGNED BY:** Rick Ingalls (Reds); **ACQUIRED:** Signed as a minor league free agent, 12/20/2024.

CAREER: Has pitched in the Majors in each of the last 3 years, all for the Rockies...Originally signed by the Reds as an 11th-round selection in the 2018 First-Year Player Draft...Traded to COL with RHP Case Williams in exchange for RHP Mychal Givens on 7/28/21...Made his 1st career MLB start on 4/16/23 at SEA and threw 5.0 scoreless innings...On the 15-Day Injured List with right elbow inflammation from 4/30-5/31/23...**2024:** Pitched in 9 games over 3 stints with the Rockies but spent most of the season with Triple-A Albuquerque...On the minor league Injured List from 4/22-5/31...Against the Red Sox on 7/23, threw 3.1 scoreless innings in a 6-0 loss...**PERSONAL:** Nicknamed "Diesel" ...Pitched for 3 seasons at UC Santa Barbara (2016-18), where he was named Big West Freshman of the Year in 2016...Pitched for Cotuit in the 2017 Cape Cod League...Graduated from Huntington Beach (CA) High School...His younger sister, Ivy, played softball at the University of Arizona and the University of Tennessee...His father, Eric, played in a punk rock band called Guttermouth for 25 years.

YEAR	CLUB	W-L	ERA	G	GS	SV	IP	H	R	ER	HR	HB	BB	SO	SO/9	WHIP	AVG
2019	Billings (R)	1-1	2.10	8	8	0	34.1	27	10	8	4	2	13	30	7.86	1.17	.218
	AZL Reds (R)	0-2	7.88	5	5	0	8.0	13	7	7	4	0	0	5	5.63	1.63	.351
2020		Did Not Pitch															
2021	Dayton (A+)	3-6	3.60	13	13	0	65.0	44	29	26	3	12	35	77	10.66	1.22	.193
	Spokane (A+)	3-1	3.60	6	6	0	35.0	32	15	14	3	3	8	29	7.46	1.14	.250
2022	Hartford (AA)	8-8	5.54	26	26	0	133.1	133	86	82	26	13	60	152	10.26	1.45	.260
	Albuquerque (AAA)	0-0	1.93	1	1	0	4.2	6	1	1	0	0	2	2	3.86	1.71	.375
2023	COLORADO	0-0	18.00	1	0	0	1.0	3	2	2	1	0	1	2	18.00	4.00	.500
	AZL Rockies (R)	0-0	3.00	1	1	0	3.0	3	1	1	1	0	0	6	18.00	1.00	.250
2024	Albuquerque (AAA)	1-4	4.50	14	14	0	60.0	52	34	30	7	12	35	45	6.75	1.45	.242
	COLORADO	0-4	8.70	8	6	0	30.0	43	30	29	6	4	15	26	7.80	1.93	.341
2024	AZL Rockies (R)	0-0	3.60	2	2	0	5.0	6	2	2	0	0	0	5	9.00	1.20	.286
	Albuquerque (AAA)	2-3	5.77	19	8	0	68.2	82	55	44	7	7	31	72	9.44	1.65	.298
2024	COLORADO	0-0	5.75	9	0	0	20.1	31	15	13	3	0	7	15	6.64	1.87	.352
	Minor League Totals	0-4	7.71	18	6	0	51.1	77	47	44	10	4	23	43	7.54	1.95	.350
Major League Totals		18-25	4.64	95	84	0	417.0	398	240	215	55	49	184	423	9.13	1.40	.254

DEAN, Noah Charles

LHP

HT: 6-2; **BATS:** Left; **THROWS:** Left; **BORN:** 3/10/2001 in Hackensack, NJ; **SIGNED BY:** Wallace Rios; **ACQUIRED:** Red Sox 6th pick (5th round, 159th overall) in the 2022 First-Year Player Draft.

2024: In 22 games (15 starts) between Single-A Salem and High-A Greenville, posted a 4.52 ERA (40 ER/79.2 IP)...Among Red Sox minor leaguers with at least 50.0 IP, ranked 2nd in opponent AVG (.152) and 3rd in SO/9.0 IP (13.10)...Named Carolina League Pitcher of the Week for 6/3-9...**PERSONAL:** Pitched at Old Dominion University (2020-22), where he left with the program record for career saves (18)...Named to the Conference USA All-Freshman Team in 2021...Pitched for the Harwich Mariners in the Cape Cod League in 2022...Attended Pinelands Regional High School (NJ).

YEAR	CLUB	W-L	ERA	G	GS	SV	IP	H	R	ER	HR	HB	BB	SO	SO/9	WHIP	AVG
2023	Salem (A)	2-8	6.29	21	17	0	63.0	52	49	44	6	6	72	86	12.29	1.97	.233
2024	Salem (A)	2-3	3.96	15	13	0	61.1	28	29	27	5	11	31	86	12.62	0.96	.139
	Greenville (A+)	0-1	6.38	7	2	1	18.1	13	15	13	0	5	23	30	14.73	1.96	.194
Minor League Totals		4-12	5.30	43	32	1	142.2	93	93	84	9	22	126	202	12.74	1.54	.189

DE LA CRUZ, Nicolas Enmanuel

LHP

HT: 6-4; **BATS:** Left; **THROWS:** Left; **BORN:** 11/18/2005 in Santo Domingo, DR; **SIGNED BY:** Manny Nanita and Rolando Pino; **ACQUIRED:** Signed as an international free agent, 1/27/2023.

CAREER: Has held opponents to a .199 SLG (22-for-141, 3 2B, 1 HR).

YEAR	CLUB	W-L	ERA	G	GS	SV	IP	H	R	ER	HR	HB	BB	SO	SO/9	WHIP	AVG
2023	DSL Red Sox Blue (R)	1-3	3.51	11	10	0	33.1	17	16	13	1	2	20	22	5.94	1.11	.153
2024	FCL Red Sox (R)	0-1	1.93	6	3	0	9.1	5	5	2	0	0	12	11	10.61	1.82	.167
Minor League Totals		1-4	3.16	17	13	0	42.2	22	21	15	1	2	32	33	6.96	1.27	.156

DE LEON, Framyi Miguel

INF/OF

HT: 5-10; **BATS:** Switch; **THROWS:** Right; **BORN:** 9/28/2004 in Santiago de los Caballeros, DR; **SIGNED BY:** Manny Nanita, Eddie Romero; **ACQUIRED:** Signed as an international free agent, 1/15/2022.

CAREER: Has made 60 starts at 2B, 57 at SS, 20 at 3B, 4 in CF, 3 in LF, and 2 in RF...Also made 1 pitching appearance (0.2 IP on 8/30/24 at Delmarva)...**2024:** Named Red Sox Minor League Baserunner of the Month for August.

YEAR	CLUB	AVG	G	AB	R	H	2B	3B	HR	RBI	SH	HPB	BB	SO	SB	CS	OBP	SLG	OPS
2022	DSL Red Sox (R)	.218	50	179	29	39	1	1	2	21	3	10	21	61	20	8	.332	.268	.600
2023	DSL Red Sox (R)	.217	9	23	4	5	0	0	0	3	0	1	7	9	5	0	.419	.217	.636
	FCL Red Sox (R)	.295	29	61	17	18	2	0	0	4	0	3	9	18	9	2	.411	.328	.739
2024	Salem (A)	.195	54	169	26	33	3	1	1	17	0	3	25	52	19	4	.307	.243	.550
	Greenville (A+)	.234	21	64	12	15	5	0	1	4	0	4	7	21	5	2	.347	.359	.706
2024	Portland (AA)	.000	2	3	1	0	0	0	0	0	0	0	1	0	0	0	.250	.000	.250
	Minor League Totals	.220	165	499	89	110	11	2	4	49	3	21	70	161	58	16	.339	.275	.614

Player Development

Minor League Players, Continued

DE LOS SANTOS, Raimundo

INF/OF

HT: 5-10; **BATS:** Switch; **THROWS:** Right; **BORN:** 2/27/2005 in San Pedro de Macoris, DR; **SIGNED BY:** Juan Carlos Calderon and Alberto Mejia; **ACQUIRED:** Signed as an international free agent, 1/15/2023.

CAREER: Has made 61 starts in the outfield (CF-49, LF-7, RF-5) and 21 in the infield (2B-18, SS-2, 3B-1)...Has also appeared in 1 game at 1B (1.0 inning).

YEAR	CLUB	AVG	G	AB	R	H	2B	3B	HR	RBI	SH	HBP	BB	SO	SB	CS	OBP	SLG	OPS
2023	DSL Red Sox (R)	.221	38	136	27	30	2	0	0	10	0	2	23	37	12	1	.340	.235	.575
2024	FCL Red Sox (R)	.232	46	151	27	35	7	0	8	0	1	30	49	28	8	.363	.278	.641	
Minor League Totals		.226	84	287	54	65	9	0	0	18	0	3	53	86	40	9	.352	.258	.610

DIAZ, Kelvin

OF

HT: 6-0; **BATS:** Right; **THROWS:** Right; **BORN:** 3/17/2002 in Las Matas de Santa Cruz, DR; **SIGNED BY:** Todd Claus, Chris Becerra; **ACQUIRED:** Signed as an international free agent, 7/7/2019.

CAREER: Has made 102 starts in CF, 66 in RF, and 27 in LF...Has recorded 28 OF assists...Has also made 1 pitching appearance (1.0 IP, 0 H, 0 R on 5/23/24 vs. FCL Braves)...**2024:** In 76 games between the Florida Complex League and Single-A Salem, hit .258 with a .716 OPS (56-for-217, 18 2B, 1 3B, 3 HR)...Was 28-for-32 in steal attempts.

YEAR	CLUB	AVG	G	AB	R	H	2B	3B	HR	RBI	SH	HBP	BB	SO	SB	CS	OBP	SLG	OPS
2021	DSL Red Sox (R)	.234	46	141	23	33	5	2	2	16	0	7	13	39	13	6	.325	.340	.665
2022	DSL Red Sox (R)	.242	46	178	41	43	12	4	6	30	0	10	16	55	20	3	.333	.455	.788
2023	FCL Red Sox (R)	.212	47	137	30	29	4	2	2	16	1	5	34	49	21	4	.384	.314	.698
2024	FCL Red Sox (R)	.298	47	114	26	34	10	0	2	17	0	4	13	39	20	2	.378	.439	.817
	Salem (A)	.214	29	103	16	22	8	1	1	7	0	0	6	41	8	2	.257	.340	.597
Minor League Totals		.239	215	673	136	161	39	9	13	86	1	26	82	223	82	17	.340	.382	.722

DONLAN, Matthew David (Matt)

C

HT: 6-3; **BATS:** Right; **THROWS:** Right; **BORN:** 11/9/1999 in New Haven, CT; **SIGNED BY:** Ray Fagnant; **ACQUIRED:** Signed as a non-drafted free agent, 7/20/2022.

CAREER: Has thrown out 8 of 42 attempted base stealers (19.0%)...**2024:** Made his first professional appearance at 1B (4 starts), also starting 8 games at catcher and 2 as the DH...Also made his first 2 career pitching appearances on 4/16 vs. New Hampshire (1.0 IP, 0 R) and 6/19 vs. Richmond (1.0 IP, 0 R)...Did not play again after 6/19...On the 60-Day Injured List from 8/12 through the end of the season...**PERSONAL:** Played at Stonehill College (2019-20) and the University of Connecticut (2022)...Named to the 2019 NE10 All-Rookie Team...Named Most Outstanding Player of the 2022 College Park Regional...In 2022, also named to the All-Big East First Team and ABCA All-Northeast Region Second Team...Played for Cotuit in the Cape Cod League in 2019 and 2021, as well as Martha's Vineyard in the New England Collegiate League in 2021...Attended Guilford (CT) High School.

YEAR	CLUB	AVG	G	AB	R	H	2B	3B	HR	RBI	SH	HBP	BB	SO	SB	CS	OBP	SLG	OPS
2022	Salem (A)	.148	8	27	2	4	1	0	0	1	0	1	3	5	0	0	.250	.185	.435
2023	Greenville (A+)	.125	3	8	1	1	0	0	0	0	0	2	1	3	0	0	.364	.125	.489
	Portland (AA)	.222	10	27	3	6	2	0	0	2	0	1	6	7	0	0	.382	.296	.678
2024	Portland (AA)	.146	16	41	3	6	3	0	0	4	0	5	4	13	0	0	.294	.220	.514
Minor League Totals		.165	37	103	9	17	6	0	0	7	0	9	14	28	0	0	.313	.223	.536

DROHAN, Shane Liam

LHP

HT: 6-3; **BATS:** Left; **THROWS:** Left; **BORN:** 1/7/1999 in Fort Lauderdale, FL; **SIGNED BY:** Dante Ricciardi; **ACQUIRED:** Red Sox 4th pick (5th round, 148th overall) in the 2020 June Draft.

CAREER: Spent his first 3 professional seasons with BOS before being selected by the White Sox in the 2023 Rule 5 Draft...Began the 2024 season in the CWS organization but was returned to BOS on 6/11/24...Named a Red Sox Organization All-Star by MiLB.com during his professional debut in 2021...Named Low-A East Pitcher of the Week for 7/26-8/1/21 with Single-A Salem...In 2022, led Red Sox minor leaguers in strikeouts (157)...Recorded a career-high 14 SO over 5.2 IP on 6/7/22 vs. Asheville (22 BF)...Named Red Sox Minor League Starting Pitcher of the Month for June 2022...**2024:** Entered the season ranked by *Baseball America* as the White Sox' No. 28 prospect...Spent almost the entire season on the Injured List after undergoing shoulder surgery in February...Designated for assignment on 6/9 and returned to the Red Sox on 6/11...**PERSONAL:** Pitched at Florida State University from 2018-20...Selected by the Phillies in the 23rd round of the 2017 June Draft (did not sign)...Pitched for Falmouth of the Cape Cod League in 2019...Attended Cardinal Newman High School in West Palm Beach, FL...His father, Bill Drohan, pitched in the Royals system from 1987-90.

YEAR	CLUB	W-L	ERA	G	GS	SV	IP	H	R	ER	HR	HB	BB	SO	SO/9	WHIP	AVG
2021	Salem (A)	7-4	3.96	23	23	0	88.2	81	44	39	3	2	45	86	8.73	1.42	.245
2022	Greenville (A+)	6-7	4.00	22	20	0	105.2	91	56	47	15	5	40	136	11.58	1.24	.226
	Portland (AA)	1-1	3.38	5	5	0	24.0	21	13	9	5	0	11	21	7.88	1.33	.233
2023	Portland (AA)	5-0	1.32	6	6	0	34.0	19	5	5	1	1	9	36	9.53	0.82	.161
	Worcester (AAA)	5-7	6.47	21	19	0	89.0	103	68	64	19	5	63	93	9.40	1.87	.293
2024	ACL White Sox (R)	0-0	7.36	3	0	0	3.2	3	3	3	1	1	2	9	22.09	1.36	.214
	Winston Salem (A+)	0-0	10.80	2	0	0	1.2	2	3	2	0	1	2	1	5.40	2.40	.333
	Charlotte (AAA)	2-0	9.00	5	0	0	4.0	4	4	4	0	0	4	5	11.25	2.00	.250
	Worcester (AAA)	0-0	6.43	2	2	0	7.0	9	5	5	0	0	8	8	10.29	2.43	.300
Minor League Totals		26-19	4.48	89	75	0	357.2	333	201	178	44	15	184	395	9.94	1.45	.245

Minor League
Players

Minor League Players, Continued

DUFFY, Matthew Wilson (Matt)

RHP

HT: 6-2; **BATS:** Left; **THROWS:** Right; **BORN:** 10/4/2001 in Toronto, ON, Canada; **SIGNED BY:** Ray Fagnant; **ACQUIRED:** Red Sox 4th pick (4th round, 115th overall) in the 2023 First-Year Player Draft.

2024: Among BOS minor leaguers with at least 50.0 IP, ranked 4th in ERA (2.83) and BB/9.0 IP (2.46) and 5th in WHIP (1.09)...Led Single-A Salem in strikeouts (100) and innings (98.2)...**PERSONAL:** Pitched for Canisius College (2021-23)...Became the first pitcher in MAAC history to strike out 100+ batters in back-to-back seasons (124 SO in both 2022 and 2023)...Earned All-MAAC First Team (2022, 2023), ABCA/Rawlings NCAA Div. I Northeast First Team (2023), and MAAC Championship MVP (2022) honors...Became the highest draft pick in school history...Graduated from Assumption Catholic Secondary School (Ontario, Canada).

YEAR	CLUB	W-L	ERA	G	GS	SV	IP	H	R	ER	HR	HB	BB	SO	SO/9	WHIP	AVG
2023	FCL Red Sox (R)	0-0	0.00	1	0	0	1.0	0	0	0	0	0	0	1	9.00	0.00	.000
	Salem (A)	0-1	13.50	2	2	0	3.1	4	5	5	2	1	2	4	10.80	1.80	.333
2024	Salem (A)	4-5	2.83	22	21	0	98.2	81	35	31	8	5	27	100	9.12	1.09	.223
Minor League Totals		4-6	3.15	25	23	0	103.0	85	40	36	10	6	29	105	9.17	1.11	.224

EARLY, Todd Connelly McNeil (Connelly)

LHP

HT: 6-3; **BATS:** Left; **THROWS:** Left; **BORN:** 4/3/2002 in Midlothian, VA; **SIGNED BY:** Wallace Rios; **ACQUIRED:** Red Sox 7th pick (5th round, 151st overall) in the 2023 First-Year Player Draft.

CAREER: Enters 2025 ranked by Baseball America as the Red Sox' No. 10 prospect and No. 3 pitching prospect... Also rated by BA as having the system's best changeup and best curveball...**2024:** In 23 games (all starts) between High-A Greenville and Double-A Portland, posted a 3.99 ERA (46 ER/103.2 IP), 1.19 WHIP, and .214 opponent AVG...Ranked 2nd among BOS minor leaguers in strikeouts (138), T-3rd in starts, and 5th in innings...**PERSONAL:** Attended Army West Point (2020-21) and the University of Virginia (2023)...Earned All-America honors from NCBWA (First Team), Perfect Game (Second Team) and *Collegiate Baseball* (Third Team) in 2023...Named 2023 Charlottesville Regional Most Outstanding Player...Voted Patriot League Player of the Year in 2022...Selected to the All-Patriot League First Team as starter and ABCA/Rawlings All-Northeast Region Second Team honors in 2022... Graduated from James River High School (VA).

YEAR	CLUB	W-L	ERA	G	GS	SV	IP	H	R	ER	HR	HB	BB	SO	SO/9	WHIP	AVG
2023	Salem (A)	0-0	4.50	1	1	0	2.0	1	1	1	1	0	0	4	18.00	0.50	.125
2024	Greenville (A+)	1-6	3.72	15	15	0	67.2	53	33	28	6	10	24	90	11.97	1.14	.208
	Portland (AA)	2-3	4.50	8	8	0	36.0	31	24	18	1	4	15	48	12.00	1.28	.225
Minor League Totals		3-9	4.00	24	24	0	105.2	85	58	47	8	14	39	142	12.09	1.17	.212

EATON, Nathan Wyatt (Nate) - Non-Roster Invitee

OF

HT: 5-11; **BATS:** Right; **THROWS:** Right; **BORN:** 12/22/1996 in Chester, VA; **SIGNED BY:** Jim Farr (Royals); **ACQUIRED:** Signed as a minor league free agent, 11/26/2024.

CAREER: Signed by the Royals as a 21st-round selection in the 2018 First-Year Player Draft and spent his first 7 seasons in the KC organization (2018-24)...Homered in his MLB debut on 7/14/22 at TOR in the 9th inning, his 1st career hit...Led the Majors in arm strength in 2022 (98.1 MPH)...Made the 2023 Opening Day roster...Made his 1st career pitching appearance on 4/10/23 at TEX, in which he threw a scoreless 8th inning and reached 94.9 MPH on his fastball...Named a 2021 Arizona Fall League Rising Star...Tabbed an MiLB.com Organization All-Star in 2018 and 2022...In 2018, was named Idaho Falls Player of the Year and a Pioneer League mid-season and postseason All-Star...Was the starting 3rd baseman in the 2018 Pioneer League All-Star Game and went 5-for-5...Played for Licey in the Dominican Winter League during the 2023-24 offseason...**2024:** Spent entire season with Triple-A Omaha and led the team in stolen bases (27-for-31)...Hit .323 with a .915 OPS in his first 51 games (through 6/25), then hit .195 with a .594 OPS in his remaining 65 games...**PERSONAL:** Graduated in 2015 from Thomas Dale High School (VA)...Was an INF/RHP at Virginia Military Institute in 2016 and 2018, stealing a school-record 36 bases in 2018.

YEAR	CLUB	AVG	G	AB	R	H	2B	3B	HR	RBI	SH	HBP	BB	SO	SB	CS	OBP	SLG	OPS
2018	Idaho (R)	.354	66	260	59	92	20	12	5	53	1	4	33	60	19	5	.427	.581	1.008
2019	Lexington (A+)	.233	126	497	64	116	32	2	5	54	0	8	46	116	18	1	.305	.336	.641
2020																			
Did Not Play																			
2021	ACL Royals (R)	.333	1	3	1	1	0	0	0	0	0	0	2	2	0	0	.600	.333	.933
	ACL Royals (R)	.200	4	10	2	2	1	0	0	2	0	1	2	2	0	0	.385	.300	.685
	Quad Cities (A+)	.243	70	259	44	63	13	1	6	37	5	5	35	71	23	3	.344	.371	.715
2022	Northwest Arkansas (AA)	.271	37	140	23	38	4	1	4	19	2	3	11	29	12	1	.331	.400	.731
	Omaha (AAA)	.295	54	200	33	59	10	3	9	32	0	6	21	48	11	4	.376	.510	.886
	KANSAS CITY	.264	44	106	16	28	4	3	1	12	1	2	10	30	11	1	.331	.387	.718
2023	Omaha (AAA)	.252	85	333	52	84	16	1	15	39	2	1	29	85	22	3	.312	.441	.753
	KANSAS CITY	.075	28	53	2	4	0	0	0	1	0	1	2	21	3	0	.125	.075	.200
2024	Omaha (AAA)	.252	116	428	65	108	30	1	16	60	5	2	27	108	27	4	.298	.439	.737
Major League Totals		.201	72	159	18	32	4	3	1	13	1	3	12	51	14	1	.266	.283	.549
Minor League Totals		.264	559	2130	343	563	126	21	60	296	15	30	206	521	132	21	.335	.428	.763

Player Development

Minor League Players, Continued

EHRHARD, Andrew Chase (Drew)

INF

HT: 5-10; **BATS:** Right; **THROWS:** Right; **BORN:** 1/6/1999 in Tampa, FL; **SIGNED BY:** Dante Ricciardi; **ACQUIRED:** Signed as non-drafted free agent, 7/24/2023.

CAREER: Has made 13 starts at 1B, 7 as the DH, and 2 at 2B...Has also appeared in 2 games at catcher (3.0 innings) and 3 games as a pitcher (3.2 IP, 1 ER)...**2024:** Played in only 4 games from April-July, then 23 games beginning 8/1...**PERSONAL:** Played at the University of Tampa (2018-23), leaving as the school's and Sunshine State Conference's all-time leader in hits (352)...His brother, Zach, was selected by the Red Sox in the 4th round of the 2024 First-Year Player Draft and made his pro debut in 2024...Their father, Rod, was selected in the First-Year Player Draft in 1984 (TEX, 47th round) and 1987 (NYY, 41st round) and played 4 seasons in the Yankees minor league system (1987-90) as a catcher/outfielder, reaching the High-A level in 1990.

YEAR	CLUB	AVG	G	AB	R	H	2B	3B	HR	RBI	SH	HBP	BB	SO	SB	CS	OBP	SLG	OPS
2023	FCL Red Sox (R)	.286	5	7	0	2	1	0	0	0	0	0	2	0	0	0	.286	.429	.715
2024	Greenville (A+)	.333	6	9	3	3	1	0	2	3	0	0	1	2	0	0	.400	1.111	1.511
	Portland (AA)	.265	21	68	11	18	5	1	2	8	0	3	7	18	0	1	.359	.456	.815
Minor League Totals		.274	32	84	14	23	7	1	4	11	0	3	8	22	0	1	.358	.524	.882

EHRHARD, Zachary Tanner (Zach)

OF

HT: 5-11 **BATS:** Right; **THROWS:** Right; **BORN:** 1/21/2003 in Tampa, FL; **SIGNED BY:** Chris Reilly; **ACQUIRED:** Red Sox 4th pick (4th round, 115th overall) in the 2024 First-Year Player Draft.

PERSONAL: Played 3 seasons at Oklahoma State University (2022-24)...Named to the 2024 All-Big 12 First Team, 2023 Academic All-Big 12 First Team, and 2022 Big 12 All-Freshman Team...Pitched for Hyannis in the Cape Cod League in 2023...Graduated from Wharton High School (FL)...Was also selected by the Red Sox in the 13th round of the 2021 First-Year Player Draft (did not sign)...His brother, Drew, signed with the Red Sox as a non-drafted free agent on 7/24/23 and played in the BOS system in 2023 and 2024...Their father, Rod, was selected in the First-Year Player Draft in 1984 (TEX, 47th round) and 1987 (NYY, 41st round) and played 4 seasons in the Yankees minor league system (1987-90) as a catcher/outfielder, reaching the High-A level in 1990.

YEAR	CLUB	AVG	G	AB	R	H	2B	3B	HR	RBI	SH	HBP	BB	SO	SB	CS	OBP	SLG	OPS
2024	Greenville (A+)	.156	22	77	9	12	3	0	0	5	0	1	11	25	4	1	.264	.195	.459

EHRLICHER, Austin James

RHP

HT: 6-5; **BATS:** Left; **THROWS:** Right; **BORN:** 6/2/2003 in Santa Rosa, CA; **SIGNED BY:** Josh Labandeira; **ACQUIRED:** Red Sox 19th pick (18th round, 549th overall) in the 2022 First-Year Player Draft.

2024: Made his pro debut after missing the 2022-23 seasons due to injury...Pitched in 2 games in April but was placed on the Injured List on 4/20 and missed the remainder of the season...**PERSONAL:** Played baseball and basketball at Santa Rosa Community College (CA)...Pitched for Healdsburg in the California Collegiate League (2022)...Attended Maria Carrillo High School.

YEAR	CLUB	W-L	ERA	G	GS	SV	IP	H	R	ER	HR	HB	BB	SO	SO/9	WHIP	AVG
2023							Did Not Pitch										
2024	Salem (A)	0-0	0.00	2	0	0	6.0	5	2	0	0	0	1	10	15.00	1.00	.208

ENCARNACIÓN, Freili

INF

HT: 6-2; **BATS:** Right; **THROWS:** Right; **BORN:** 1/26/2005 in Santo Domingo, DR; **SIGNED BY:** Manny Nanita, Eddie Romero; **ACQUIRED:** Signed as an international free agent, 1/15/2022.

CAREER: Has made 53 starts at 3B, 35 at 1B, 27 at SS, and 14 as the DH...**2024:** On the Injured List from 8/28-9/8.

YEAR	CLUB	AVG	G	AB	R	H	2B	3B	HR	RBI	SH	HBP	BB	SO	SB	CS	OBP	SLG	OPS
2022	DSL Red Sox (R)	.255	41	149	31	38	8	0	3	23	0	5	15	51	9	1	.335	.369	.704
2023	FCL Red Sox (R)	.182	8	33	4	6	1	0	0	1	0	4	2	8	2	0	.308	.212	.520
2024	Salem (A)	.244	80	307	39	75	14	3	2	32	0	9	12	90	15	9	.290	.329	.619
Minor League Totals		.243	129	489	74	119	23	3	5	56	0	18	29	149	26	10	.306	.333	.639

FAJARDO, Yhoiker Raul

RHP

HT: 6-3; **BATS:** Right; **THROWS:** Right; **BORN:** 10/3/2006 in Villa de Cura, Aragua, VZ; **ACQUIRED:** From the Chicago White Sox in exchange for LHP Cam Booser, 12/21/2024.

CAREER: Originally signed with the White Sox as an international free agent on 2/20/24...**2024:** Among the 97 Dominican Summer League pitchers with at least 40.0 IP, ranked 4th in SO/BB ratio (8.00; 64 SO, 8 BB).

YEAR	CLUB	W-L	ERA	G	GS	SV	IP	H	R	ER	HR	HB	BB	SO	SO/9	WHIP	AVG
2024	DSL White Sox (R)	1-4	3.91	13	13	0	50.2	52	29	22	2	1	8	64	11.37	.118	.260

Minor League
Players

Minor League Players, Continued

FEENEY, Cade William

RHP

HT: 5-11; **BATS:** Right; **THROWS:** Right; **BORN:** 7/31/2001 in Bismarck, ND; **SIGNED BY:** Fred Petersen; **ACQUIRED:** Red Sox 15th pick (13th round, 388th overall) in the 2023 First-Year Player Draft.

2024: Recorded 32 SO and only 2 BB...On the Injured List from 7/10 through the end of the season...**PERSONAL:** Attended North Dakota State University (2021-23)...Earned All-Summit League First Team honors in 2023... Graduated from Bismarck Century High School (ND)...Named 2019 Gatorade Player of the Year in North Dakota... Also scored more than 1,000 points for the basketball team and was the football team's starting quarterback...His brother, Dalton, was selected by DET out of high school in the 40th round of the 2016 First-Year Player Draft, but he went on to play 4 years at North Carolina State University.

YEAR	CLUB	W-L	ERA	G	GS	SV	IP	H	R	ER	HR	HB	BB	SO	SO/9	WHIP	AVG
2023	FCL Red Sox (R)	0-0	0.00	1	0	0	1.0	2	0	0	0	0	0	1	9.00	2.00	.400
2024	Greenville (A+)	0-1	3.66	20	0	3	32.0	27	16	13	2	0	2	32	9.00	0.91	.220
Minor League Totals		0-1	3.55	21	0	3	33.0	29	16	13	2	0	2	33	9.00	0.94	.227

FELIZ, Albert

1B/OF

HT: 6-2; **BATS:** Right; **THROWS:** Right; **BORN:** 4/13/2002 in Santo Domingo, DR; **SIGNED BY:** Manny Nanita and Todd Claus; **ACQUIRED:** Signed as an international free agent, 7/2/2018.

CAREER: Has made 145 starts at 1B, 52 as the DH, 46 in LF, and 6 in RF...Has also made 7 pitching appearances (8.0 IP) and played 1 game in CF (3.0 innings)...In 2023, led Single-A Salem in HR (10)...In 2019, led the DSL Red Sox1 in doubles (15), HR (9), RBI (47), and games (66)...Had 3 HR and 6 RBI on 6/6/19 vs. the DSL Rays1; was the Red Sox' 1st DSL player with a 3-HR game since at least 2006...**2024:** Led Salem in HR (11) despite ranking 8th in games played (76); no other player on the team had more than 7 HR.

YEAR	CLUB	AVG	G	AB	R	H	2B	3B	HR	RBI	SH	HBP	BB	SO	SB	CS	OBP	SLG	OPS
2019	DSL Red Sox (R)	.250	66	236	29	59	15	0	9	47	0	3	23	76	3	3	.320	.428	.748
2020	Did Not Play																		
2021	FCL Red Sox (R)	.180	21	50	4	9	5	0	0	5	0	0	10	22	0	1	.317	.280	.597
2022	FCL Red Sox (R)	.194	19	36	4	7	0	1	1	4	0	0	8	13	0	0	.341	.333	.674
2023	Salem (A)	.242	90	297	39	72	17	1	10	45	0	4	29	121	0	0	.315	.407	.722
2024	Salem (A)	.165	76	255	25	42	6	0	11	41	0	3	29	118	1	0	.253	.318	.571
Minor League Totals		.216	272	874	101	189	43	2	31	142	0	10	99	350	4	4	.299	.376	.675

FERGUSON, Max Tucker

INF/OF

HT: 6-1; **BATS:** Left; **THROWS:** Right; **BORN:** 8/23/1999 in Jacksonville, FL; **ACQUIRED:** From the San Diego Padres with 1B Eric Hosmer, OF Corey Rosier and cash in exchange for LHP Jay Groome, 8/2/2022.

CAREER: Signed by the Padres as a 5th-round selection in the 2021 First-Year Player Draft...Named Red Sox Minor League Baserunner of the Month for August 2022...**2024:** Made 9 starts at 3B, 8 at SS, 7 at 2B, and 2 in RF...On the Injured List from 4/17-8/19...Following the season, played in 19 games for Mesa in the Arizona Fall League (.235 AVG, .695 OPS, 1 HR)...**PERSONAL:** Played 3 seasons at the University of Tennessee (2019-21), where he helped the Vols reach the 2021 College World Series...Attended the Bolles School in Jacksonville, FL, where he helped the Bulldogs win state titles in 2014 and 2015...Notable Bolles School alumni include Hall of Famer Chipper Jones.

YEAR	CLUB	AVG	G	AB	R	H	2B	3B	HR	RBI	SH	HBP	BB	SO	SB	CS	OBP	SLG	OPS
2021	ACL Padres (R)	.239	25	71	14	17	4	1	0	9	0	0	22	22	10	1	.415	.324	.739
	Lake Elsinore (A)	.170	12	47	15	8	2	1	0	4	0	2	9	20	5	0	.328	.255	.583
2022	Lake Elsinore (A)	.247	64	239	63	59	9	5	3	39	2	3	61	70	51	4	.403	.364	.767
	Fort Wayne (A+)	.162	27	105	14	17	4	3	3	11	3	2	14	31	4	1	.270	.343	.613
	Greenville (A+)	.181	23	72	18	13	2	0	1	10	0	1	21	26	6	0	.368	.250	.618
2023	Greenville (A+)	.234	86	308	52	72	16	2	5	33	0	1	57	102	28	4	.355	.347	.702
	Worcester (AAA)	.083	5	12	0	1	1	0	0	1	0	0	6	0	0	0	.077	.167	.244
2024	Portland (AA)	.159	25	82	13	13	2	0	3	10	0	0	11	27	6	2	.255	.293	.548
	Worcester (AAA)	.100	3	10	1	1	0	0	0	1	0	0	2	3	0	0	.250	.100	.350
Minor League Totals		.212	270	946	190	201	40	12	15	118	5	9	197	307	110	12	.351	.328	.679

FOGELL, Zachary Arthur (Zach)

LHP

HT: 5-11; **BATS:** Left; **THROWS:** Left; **BORN:** 7/23/2000 in Providence, RI; **SIGNED BY:** Ray Fagnant; **ACQUIRED:** Red Sox 20th pick (18th round, 538th overall) in the 2023 First-Year Player Draft.

2024: Led High-A Greenville in appearances (33)...Named Red Sox Minor League Relief Pitcher of the Month for July...Over his final 14 games (beginning 7/6), recorded a 2.75 ERA (6 ER/19.2 IP)...Following the season, posted a 0.96 ERA (1 ER/9.1 IP) and .069 opponent AVG (2-for-29) in 8 games for Mesa in the Arizona Fall League...**PERSONAL:** Attended Brown University (2019-22) and the University of Connecticut as a graduate student (2023)...Earned 2023 All-BIG EAST First Team and ABCA All-Northeast Region First Team honors...Graduated from Cumberland High School (RI).

YEAR	CLUB	W-L	ERA	G	GS	SV	IP	H	R	ER	HR	HB	BB	SO	SO/9	WHIP	AVG
2023	FCL Red Sox (R)	0-0	0.00	1	0	0	1.0	1	0	0	0	0	1	1	9.00	2.00	.250
	Salem (A)	0-0	0.00	2	0	0	3.2	1	1	0	0	0	1	3	7.36	0.55	.083
2024	Salem (A)	1-0	0.00	2	0	0	5.1	2	0	0	0	0	1	7	11.81	0.56	.111
	Greenville (A+)	5-2	3.32	33	0	1	57.0	45	25	21	6	5	32	67	10.58	1.35	.212
Minor League Totals		6-2	2.82	38	0	1	67.0	49	26	21	6	6	35	78	10.48	1.25	.199

Minor League Players, Continued

FULMER, Michael Joseph - Non-Roster Invitee

RHP

HT: 6-3; **BATS:** Right; **THROWS:** Right; **BORN:** 3/15/1993 in Oklahoma City, OK; **SIGNED BY:** Steve Gossett; **ACQUIRED:** Signed as a minor league free agent, 1/15/2023.

CAREER: Has pitched in 262 Major League games (90 starts), posting a 3.94 ERA (295 ER/674.0 IP) with 19 saves for the Tigers (2016-22), Twins (2022), and Cubs (2023)...In 2016, was named AL Rookie of the Year and finished 10th in AL Cy Young Award voting...Named a 2017 All-Star...In 2017, led the AL with 0.71 HR/9.0 IP...Missed the entire 2019 season after undergoing Tommy John surgery...Was originally selected by the Mets in the 1st round (44th overall) of the 2011 First-Year Player Draft...**2024:** Underwent right elbow UCL revision surgery on 10/18/23 and missed the entire 2024 season...**PERSONAL:** Graduated from Deer Creek High School (OK).

YEAR	CLUB	W-L	ERA	G	GS	SV	IP	H	R	ER	HR	HB	BB	SO	SO/9	WHIP	AVG
2011	GCL Mets (R)	0-1	10.13	4	3	0	5.1	9	7	6	0	1	4	10	16.88	2.44	.346
2012	Savannah (A)	7-6	2.74	21	21	0	108.1	92	37	33	6	6	38	101	8.39	1.20	.227
2013	GCL Mets (R)	1-1	3.00	2	2	0	12.0	9	4	4	0	1	1	13	9.75	0.83	.205
	St. Lucie (A+)	2-2	3.44	7	7	0	34.0	24	13	13	1	4	18	29	7.68	1.24	.198
2014	St. Lucie (A+)	6-10	3.97	19	19	0	95.1	112	52	42	7	8	31	86	8.12	1.50	.286
	Binghamton (AA)	0-1	16.20	1	1	0	3.1	6	6	6	1	0	3	1	2.70	2.70	.375
2015	St. Lucie (A+)	0-0	3.86	1	1	0	7.0	4	3	3	1	0	0	9	11.57	0.57	.160
	Binghamton (AA)	6-2	1.88	15	15	0	86.1	73	25	18	3	1	23	82	8.55	1.11	.227
	Erie (AA)	4-1	2.84	6	6	0	31.2	27	10	10	4	0	7	33	9.38	1.07	.231
2016	Toledo (AAA)	1-1	4.11	3	3	0	15.1	16	8	7	3	1	5	20	11.74	1.37	.258
	DETROIT	11-7	3.06	26	26	0	159.0	136	57	54	16	9	42	132	7.47	1.12	.231
2017	DETROIT	10-12	3.83	25	25	0	164.2	150	80	70	13	8	40	114	6.23	1.15	.243
2018	Lakeland (A+)	0-0	0.00	2	2	0	6.0	1	0	0	0	0	0	11	16.50	0.17	.053
	DETROIT	3-12	4.69	24	24	0	132.1	128	75	69	19	5	46	110	7.48	1.31	.254
2019																	
2020	DETROIT	0-2	8.78	10	10	0	27.2	45	27	27	8	1	12	20	6.51	2.06	.375
2021	DETROIT (AAA)	0-0	0.00	2	1	0	2.0	1	0	0	0	0	2	2	9.00	1.50	.167
	DETROIT	5-6	2.97	52	4	14	69.2	69	27	23	7	5	20	73	9.43	1.28	.256
2022	DETROIT	3-4	3.20	41	0	2	39.1	29	17	14	1	3	20	39	8.92	1.25	.203
	MINNESOTA	2-2	3.70	26	0	1	24.1	30	10	10	3	2	8	22	8.14	1.56	.313
2023	CHICAGO-NL	3-5	4.42	58	1	2	57.0	48	29	28	7	2	28	65	10.26	1.33	.235
2024																	
	Major League Totals	37-50	3.94	262	90	19	674.0	635	322	295	74	35	216	575	7.68	1.26	.250
	Minor League Totals	27-25	3.14	83	81	0	406.2	374	165	142	26	22	132	397	8.79	1.24	.241

FUTRELL, Devin Bryce

LHP

HT: 6-5; **BATS:** Left; **THROWS:** Left; **BORN:** 9/20/2002 in Pembroke Pines, FL; **SIGNED BY:** Danny Watkins; **ACQUIRED:** Red Sox 10th pick (10th round, 297th overall) in the 2024 First-Year Player Draft.

PERSONAL: Pitched for 3 seasons at Vanderbilt University (2022-24)...Named to the 2023 All-SEC Second Team and ABCA/Rawlings All-Southeast Region Second Team...In 2022, was named a Freshman All-American by Perfect Game and *Collegiate Baseball*...Pitched for Delray Beach in the South Florida *Collegiate Baseball* League in the summer of 2021...Was teammates with Triston Casas's younger brother, Gavin, at Vanderbilt in 2022 and at American Heritage High School (FL)...His father, Mark, was selected by the Yankees in the 66th round of the 1988 First-Year Player Draft and pitched professionally in the Pirates' minor league system (1990-91) and in the independent Northern League (1993-96).

GAMBRELL, Grant

RHP

HT: 6-4; **BATS:** Left; **THROWS:** Right; **BORN:** 11/21/1997 in Clovis, CA; **SIGNED BY:** Joe Ross (KC); **ACQUIRED:** From the Kansas City Royals with RHP Luis De La Rosa to complete a 3-team trade, 6/4/2021.

CAREER: Signed by KC as a 3rd-round selection in the 2019 First-Year Player Draft...Missed the entire 2022 season on the Injured List...**2024:** On the Injured List from 7/30 through the end of the season...**PERSONAL:** Played 3 seasons at Oregon State University (2017-19), where he helped the Beavers win the 2018 College World Series...Graduated from Buchanan High School (CA)...In 2020, made 1 start for Sugar Land of the independent Constellation Energy League.

YEAR	CLUB	W-L	ERA	G	GS	SV	IP	H	R	ER	HR	HB	BB	SO	SO/9	WHIP	AVG
2019	Idaho Falls (R)	1-6	6.67	11	10	0	27.0	41	25	20	5	2	11	28	9.33	1.93	.347
2020	Sugar Land (Ind.)	0-0	9.00	1	1	0	1.0	2	1	1	0	0	5	1	9.00	7.00	-
2021	Quad Cities (A+)	2-1	4.37	5	5	0	22.2	16	12	11	5	0	7	18	7.15	1.01	.190
	Greenville (A+)	1-6	7.16	8	8	0	32.2	44	29	26	8	5	14	38	10.47	1.78	.314
2022																	
2023	Greenville (A+)	2-2	4.88	6	6	0	31.1	35	23	17	6	3	9	36	10.34	1.40	.271
	Portland (AA)	6-3	3.42	15	15	0	84.1	71	34	32	10	1	32	84	8.96	1.22	.227
	Worcester (AAA)	1-1	1.69	2	2	0	10.2	7	2	2	1	0	5	14	11.81	1.13	.189
2024	Worcester (AAA)	4-6	4.09	18	16	0	83.2	85	40	38	6	6	34	65	6.99	1.42	.262
	Minor League Totals	17-25	4.49	65	62	0	292.1	299	165	146	41	17	112	283	8.71	1.41	.261
	Independent Lg. Totals	0-0	9.00	1	1	0	1.0	2	1	1	0	0	5	1	9.00	7.00	-

Minor League
Players

Minor League Players, Continued

GARCIA, Darvin

RHP

HT: 6-0; **BATS:** Right; **THROWS:** Right; **BORN:** 4/25/1999 in Las Martas de Farfan, San Juan, DR; **SIGNED BY:** Emmanuel Gomez; **ACQUIRED:** Selected from the Pittsburgh Pirates in the Triple-A Phase of the 2024 Rule 5 Draft.

CAREER: Originally signed by the Pirates as an international free agent on 7/2/19...In 2021, named Florida Complex League Pitcher of the Week for 8/16-22...**2024:** On the Injured List from 6/9-27...Following the season, pitched for Carolina in the Puerto Rican Winter League (10.1 IP, 14 SO).

YEAR	CLUB	W-L	ERA	G	GS	SV	IP	H	R	ER	HR	HB	BB	SO	SO/9	WHIP	AVG
2019	DSL Pirates 2 (R)	1-0	3.97	6	0	1	11.1	12	7	5	0	1	5	15	11.91	1.50	.261
2020																	
2021	FCL Pirates Gold (R)	4-2	2.73	14	0	2	33.0	22	12	10	3	7	9	44	12.00	0.94	.188
2022	Bradenton (A)	3-3	5.76	30	0	0	45.1	43	32	29	6	3	28	45	8.93	1.57	.244
2023	Bradenton (A)	4-2	6.59	35	0	1	42.1	40	40	31	4	6	34	37	7.87	1.75	.245
	Greensboro (A+)	2-0	10.13	2	0	0	2.2	3	3	3	0	1	5	1	3.38	3.00	.333
2024	Greensboro (A+)	2-2	4.50	31	0	2	44.0	42	28	22	3	2	27	43	8.80	1.57	.255
	Altoona (AA)	0-1	9.00	1	0	0	1.0	1	4	1	0	0	3	1	9.00	4.00	.200
Minor League Totals		16-10	5.06	119	0	6	179.2	163	126	101	16	20	111	186	9.32	1.53	.239

GARCIA, Jesus Daniel

RHP

HT: 6-1; **BATS:** Right; **THROWS:** Right; **BORN:** 11/6/2005 in Santa Ines, Lara, VZ; **SIGNED BY:** Ernesto Gomez and Rolando Pino; **ACQUIRED:** Signed as an international free agent, 1/15/2023.

YEAR	CLUB	W-L	ERA	G	GS	SV	IP	H	R	ER	HR	HB	BB	SO	SO/9	WHIP	AVG
2023	DSL Red Sox Blue (R)	1-1	3.30	11	10	0	43.2	41	17	16	3	1	15	36	7.42	1.28	.255
2024	FCL Red Sox (R)	2-1	3.34	15	1	1	32.1	33	18	12	2	3	25	27	7.52	1.79	.266
Minor League Totals		3-2	3.32	26	11	1	76.0	74	35	28	5	4	40	63	7.46	1.50	.260

GARCIA, Johanfran Alberto

C

HT: 6-1; **BATS:** Right; **THROWS:** Right; **BORN:** 12/8/2004 in Valencia, Carabobo, VZ; **SIGNED BY:** Angel Escobar, Eddie Romero; **ACQUIRED:** Signed as an international free agent, 1/15/2022.

CAREER: Enters 2025 ranked as a top 20 Sox prospect by MLB.com (No.17) and *Baseball America* (No. 20)...Began 2024 ranked by *Baseball America* as the Red Sox' No. 14 prospect...Has thrown out 51 of 150 (34.0%) runners attempting to steal...Named FCL Player of the Week on 6/25/23 and Red Sox Minor League Hitter of the Month for July 2023...Led the 2023 FCL Red Sox in total bases (74) and HR (5)...Hit his first 2 professional HR on 6/19/23 vs. the FCL Braves...**2024:** On the Injured List from 5/3 through the end of the season due to a knee injury...**PERSONAL:** His brother, Jhostynxon, signed with BOS as an international free agent on 7/2/19 and was added to the Red Sox' 40-man roster on 11/19/24.

Year	Club	AVG	G	AB	R	H	2B	3B	HR	RBI	SH	HBP	BB	SO	SB	CS	OBP	SLG	OPS
2022	DSL Red Sox (R)	.268	40	138	26	37	7	1	0	23	0	1	21	25	0	1	.366	.333	.699
2023	FCL Red Sox (R)	.302	42	149	21	45	10	2	5	32	0	9	19	37	3	1	.408	.497	.905
	Salem (A)	.203	15	59	8	12	3	0	1	5	0	2	5	24	3	0	.279	.305	.584
2024	Salem (A)	.385	14	52	5	20	5	0	2	5	0	2	6	15	0	0	.467	.596	1.063
Minor League Totals		.286	111	398	60	114	25	3	8	65	0	14	51	101	6	2	.382	.425	.807

GARTRELL, Joseph Allen (Joey)

RHP

HT: 6-4; **BATS:** Right; **THROWS:** Right; **BORN:** 7/9/2003 in Gresham, OR; **SIGNED BY:** Carl Moesche; **ACQUIRED:** Red Sox 15th pick (15th round, 447th overall) in the 2024 First-Year Player Draft.

PERSONAL: Pitched for 3 seasons at the University of Portland (2022-24)...Named to the 2022 All-West Coast Conference Freshman Team...Made 4 starts in 2024 before suffering an injury that required Tommy John surgery...Pitched for Corvallis in the West Coast League in the summer of 2022...Graduated from Canby (OR) High School.

HANSEN, Benjamin (Ben)

RHP

HT: 6-6; **BATS:** Right; **THROWS:** Right; **BORN:** 3/12/2002 in Mountain View, CA; **SIGNED BY:** Vaughn Williams; **ACQUIRED:** Red Sox 20th pick (20th round, 597th overall) in the 2024 First-Year Player Draft.

PERSONAL: Pitched for 2 seasons at Brigham Young University (2023-24)...Became the 1st BYU player to be drafted by the Red Sox...Named to the 2024 CSC Academic All-District Team and Academic All-Big 12 Team First Team, as well as the 2023 WCC Commissioner's Silver Honor Roll...In the summer of 2023, pitched for Orange County in the California Collegiate League...Prior to attending BYU, served a 2-year mission in Santiago, Dominican Republic, for The Church of Jesus Christ of Latter-Day Saints...Attended Foothill High School (CA).

HARRIS, Robert William Jr. (Hobie)

RHP

HT: 6-3; **BATS:** Right; **THROWS:** Right; **BORN:** 6/23/1993 in Piano, TX; **ACQUIRED:** Selected from the New York Mets in the Triple-A Phase of the 2024 Rule 5 Draft.

CAREER: Has pitched in 16 MLB games, all with the Nationals in 2023...Originally signed by the Yankees as a 31st-round selection in the 2015 First-Year Player Draft...Has pitched in the NYY, TOR, MIL, WSH, and MIN organizations...Has twice been selected in the Triple-A phase of the Rule 5 Draft (TOR in 2019 and BOS in 2024)...Made his 1st and only Opening Day roster in 2023 (WSH)...Pitched for Glendale in the 2018 Arizona Fall League...**2024:** Following the season, signed with the Mets as a minor league free agent on 11/25, then selected by BOS in the Triple-A phase of the Rule 5 Draft on 12/11...

PERSONAL: Is nicknamed "Hobie" after the Hobie Cat sailing catamaran once owned by his grandfather and father...Pitched at Paris Junior College (2012-13) and the University of Pittsburgh (2014-15)...Attended McKinney (TX) High School.

Minor League Players, Continued

Hobie Harris, cont.

YEAR	CLUB	W-L	ERA	G	GS	SV	IP	H	R	ER	HR	HB	BB	SO	SO/9	WHIP	AVG
2015	GCL Yankees 2 (R)	0-0	0.00	1	0	1	1.1	1	0	0	0	0	0	0	0.00	0.75	.200
	GCL Yankees 1 (R)	2-1	2.30	11	0	2	15.2	11	7	4	1	1	8	20	11.49	1.21	.180
	Charleston (A)	0-0	6.23	2	0	0	4.1	5	3	3	1	0	1	4	8.31	1.38	.294
	Tampa (A+)	0-0	18.00	2	0	0	2.0	3	5	4	0	1	4	1	4.50	3.50	.333
2016	Charleston (A)	2-4	2.60	23	0	1	52.0	43	19	15	2	1	21	59	10.21	1.23	.225
2017	Charleston (A)	1-0	2.36	18	0	1	26.2	19	8	7	0	6	8	37	12.49	1.01	.196
	Tampa (A+)	2-3	2.89	16	0	1	28.0	26	9	9	2	1	15	28	9.00	1.46	.239
2018	GCL Yankees East (R)	0-0	4.50	1	0	0	2.0	3	2	1	0	0	0	2	9.00	1.50	.429
	Tampa (A+)	0-1	2.15	21	0	2	37.2	30	9	9	4	4	7	46	10.99	0.98	.217
	Trenton (AA)	1-1	4.70	5	0	0	7.2	8	7	4	3	0	8	7	8.22	2.09	.258
2019	Tampa (A+)	3-4	4.62	29	0	1	48.2	35	31	25	5	3	29	59	10.91	1.32	.198
2020																	
2021	Buffalo (AAA)	5-2	3.92	42	0	8	43.2	30	21	19	8	3	21	51	10.51	1.17	.190
2022	Nashville (AAA)	4-3	2.04	53	0	8	53.0	29	19	12	5	0	28	56	9.51	1.08	.164
2023	Rochester (AAA)	2-3	5.57	27	0	1	32.1	42	27	20	3	0	19	24	6.68	1.89	.311
	WASHINGTON	0-0	5.12	16	0	0	19.1	21	12	11	2	1	13	9	4.19	1.76	.273
2024	St. Paul (AAA)	4-6	6.79	44	0	5	54.1	69	46	41	11	0	31	62	10.27	1.84	.307
Major League Totals		0-0	5.12	16	0	0	19.1	21	12	11	2	1	13	9	4.19	1.76	.273
Minor League Totals		26-28	3.80	295	0	31	409.1	354	213	173	45	20	200	456	10.03	1.35	.230

HERNANDEZ, Diego

RHP

HT: 6-0; **BATS:** Right; **THROWS:** Right; **BORN:** 8/12/2004 in Puebla, Mexico; **ACQUIRED:** From the New York Yankees in exchange for OF Greg Allen, 5/20/2023.

CAREER: Was originally signed by the Yankees as an international free agent on 1/15/22...Led the 2022 DSL Yankees with a 2.10 ERA (min. 30.0 IP)...Missed the entire 2023 season on the Injured List.

YEAR	CLUB	W-L	ERA	G	GS	SV	IP	H	R	ER	HR	HB	BB	SO	SO/9	WHIP	AVG
2022	DSL Yankees (R)	4-2	2.10	12	5	0	34.1	24	16	8	2	3	14	48	12.58	1.11	.188
2023																	
2024	FCL Red Sox (R)	2-0	6.10	10	0	1	10.1	9	8	7	0	1	17	15	13.06	2.52	.237
Minor League Totals		6-2	3.02	22	5	1	44.2	33	24	15	2	4	31	63	12.69	1.43	.199

HICKEY, Nathaniel Thomas (Nathan) - Non-Roster Invitee

C/1B

HT: 6-0; **BATS:** Left; **THROWS:** Right; **BORN:** 11/23/1999 in Jacksonville, FL; **SIGNED BY:** Dante Ricciardi; **ACQUIRED:** Red Sox 5th pick (5th round, 136th overall) in the 2021 First-Year Player Draft.

CAREER: Began 2024 ranked by *Baseball America* as the Red Sox' No. 15 prospect and was ranked as the Sox' top catching prospect in 2022 and 2023...Has thrown out 29 of 295 runners attempting to steal (9.8%)...Participated in the 2024 Red Sox Rookie Development Program, visiting patients at the Jimmy Fund Clinic and hosting a Play Ball clinic with the Red Sox Foundation...Was named a 2023 Eastern League All-Star...**2024:** In 112 games between Double-A Portland and Triple-A Worcester, hit .209 with a .732 OPS (80-for-382, 25 2B, 1 3B, 13 HR)...Ranked 2nd among BOS minor leaguers in walks (81)...Made 46 starts at catcher, 45 at DH, and 18 at 1B, his first professional appearances at 1B...**PERSONAL:** Played for the University of Florida (2020-21)...In 2021, named to the Newcomer All-Southeastern Conference Team and SEC All-Tournament Team (3rd base)...Graduated from Providence School (Jacksonville, FL).

YEAR	CLUB	AVG	G	AB	R	H	2B	3B	HR	RBI	SH	HBP	BB	SO	SB	CS	OBP	SLG	OPS
2021	FCL Red Sox (R)	.250	8	20	4	5	2	0	0	1	0	1	6	8	0	0	.429	.350	.779
	Salem (A)	.125	3	8	1	1	0	0	0	1	0	0	3	2	0	0	.333	.125	.458
2022	Salem (A)	.271	41	140	31	38	12	0	7	39	0	1	39	39	0	1	.429	.507	.936
	Greenville (A+)	.252	34	115	19	29	6	0	9	23	0	5	24	39	0	0	.397	.539	.936
2023	Greenville (A+)	.294	18	68	13	20	6	1	4	9	0	1	12	20	0	0	.402	.588	.990
	Portland (AA)	.258	80	291	49	75	18	0	15	56	0	3	40	91	3	0	.352	.474	.826
2024	Portland (AA)	.207	26	82	14	17	10	0	9	0	1	23	28	1	1	.387	.329	.716	
	Worcester (AAA)	.210	86	300	53	63	15	1	13	54	0	3	58	114	4	0	.340	.397	.737
Minor League Totals		.242	296	1024	184	248	69	2	48	192	0	15	205	341	8	2	.373	.454	.827

HOPPE, Alex Kevin

RHP

HT: 6-1; **BATS:** Right; **THROWS:** Right; **BORN:** 12/17/1998 in Davenport, IA; **SIGNED BY:** Spencer Brown; **ACQUIRED:** Red Sox 7th pick (6th round, 189th overall) in the 2022 First-Year Player Draft.

CAREER: Ranked by *Baseball America* as having the best slider among Red Sox minor leaguers entering 2024...Named Red Sox Minor League Relief Pitcher of the Month for July 2023...**2024:** Ranked 5th among BOS minor leaguers in pitching appearances (36)...Was on the Injured List from 4/5-15...**PERSONAL:** Pitched for the University of North Carolina at Greensboro (2018-22)...Named Southern Conference Pitcher of the Year as a senior in 2022...Pitched for Harrisonburg in the Valley Baseball League (2019) and High Point-Thomasville in the Coastal Plain League (2020)...Graduated from Unity Christian School (IA).

YEAR	CLUB	W-L	ERA	G	GS	SV	IP	H	R	ER	HR	HB	BB	SO	SO/9	WHIP	AVG
2023	Greenville (A+)	1-4	3.93	31	0	3	34.1	40	18	15	3	1	14	48	12.58	1.57	.288
	Portland (AA)	1-1	4.50	12	0	2	14.0	12	7	7	3	0	3	16	10.29	1.07	.226
2024	Portland (AA)	4-5	5.43	36	0	4	66.1	81	49	40	7	3	37	66	8.95	1.78	.298
Minor League Totals		6-10	4.87	79	0	9	114.2	133	74	62	13	4	54	130	10.20	1.63	.287

Minor League
Players

Minor League Players, Continued

INGRASSIA, Joseph Gaetano (Jojo)

LHP

HT: 6-2; **BATS:** Left; **THROWS:** Left; **BORN:** 7/24/2002 in El Cajon, CA; **SIGNED BY:** Lloyd Hill; **ACQUIRED:** Red Sox 16th pick (14th round, 418th overall) in the 2023 First-Year Player Draft.

2024: Named a Carolina League All-Star...Among pitchers with at least 50.0 IP, his average of 14.35 SO/9.0 IP ranked 3rd in all of Minor League Baseball, while his strikeout rate of 39.6% ranked 2nd...Among Red Sox minor leaguers with at least 50.0 IP, ranked 1st in ERA (1.85) and SO/9.0 IP, 2nd in WHIP (0.99)...**PERSONAL:** Attended the University of San Diego State (2020-22) and the University of Cal State Fullerton (2023)...Attended Valhalla High School (CA), where he graduated with the school record for no-hitters (3).

YEAR	CLUB	W-L	ERA	G	GS	SV	IP	H	R	ER	HR	HB	BB	SO	SO/9	WHIP	AVG
2023							Did not play										
2024	Salem (A)	3-1	1.85	21	12	1	58.1	38	15	12	2	2	20	93	14.35	0.99	.179
Minor League Totals		3-1	1.85	21	12	1	58.1	38	15	12	2	2	20	93	14.35	0.99	.179

JACKSON, Gabriel

RHP

HT: 6-2; **BATS:** Right; **THROWS:** Right; **BORN:** 9/7/2001 in Samana, DR; **SIGNED BY:** Esau Media and Eddie Romero; **ACQUIRED:** Signed as an international free agent, 7/2/2018.

YEAR	CLUB	W-L	ERA	G	GS	SV	IP	H	R	ER	HR	HB	BB	SO	SO/9	WHIP	AVG
2019	DSL Red Sox (R)	4-3	3.49	14	14	0	59.1	58	32	23	0	5	27	38	5.76	1.43	.256
2020							Did Not Pitch										
2021	FCL Red Sox (R)	2-0	3.57	10	2	0	17.2	15	9	7	1	0	11	17	8.66	1.47	.217
2022	Salem (A)	7-8	5.27	25	13	0	94.0	111	65	55	6	6	39	65	6.22	1.60	.289
2023	Salem (A)	4-1	3.05	25	4	0	62.0	61	25	21	4	3	19	40	5.81	1.29	.264
	Greenville (A+)	0-1	6.14	4	0	0	7.1	12	7	5	0	1	4	7	8.59	2.18	.353
2024	Greenville (A+)	8-2	4.89	27	2	3	73.2	67	46	40	9	6	35	59	7.21	1.38	.229
	Portland (AA)	0-0	3.86	3	0	1	4.2	4	3	2	1	1	1	7	13.50	1.07	.211
Minor League Totals		25-15	4.32	108	35	4	318.2	328	187	153	21	22	136	233	6.58	1.46	.261

JIMENEZ, Frederik

1B/C

HT: 6-0; **BATS:** Switch; **THROWS:** Right; **BORN:** 11/15/2001 in Sabana Grande de Boya, DR; **SIGNED BY:** Jonathan Cruz and Todd Claus; **ACQUIRED:** Signed as an international free agent, 12/9/2022.

2024: Made 18 starts at 1B and 7 at DH...Also appeared in 1 game at catcher (2.0 innings)...Named Florida Complex League Player of the Week for 7/22-28.

YEAR	CLUB	AVG	G	AB	R	H	2B	3B	HR	RBI	SH	HBP	BB	SO	SB	CS	OBP	SLG	OPS
2023	DSL Red Sox (R)	.256	46	164	25	42	12	1	3	30	0	2	24	53	6	1	.354	.396	.750
2024	FCL Red Sox (R)	.308	29	78	18	24	5	2	2	17	0	2	12	22	6	1	.404	.500	.904
Minor League Totals		.273	75	242	43	66	17	3	5	47	0	4	36	75	12	2	.371	.430	.801

JOHNSON, Kolby

OF

HT: 5-6; **BATS:** Right; **THROWS:** Left; **BORN:** 9/8/1999 in Pearland, TX; **SIGNED BY:** David Scrivines; **ACQUIRED:** Signed as a minor league free agent on 1/23/25.

2024: Played for the Staten Island FerryHawks of Atlantic League of Professional Baseball...**PERSONAL:** Played 5 seasons at the University of Central Arkansas (2019-23)...Was named to the ASUN All-Academic team in 2023...Graduate of Lutheran South Academy in Houston, TX.

YEAR	CLUB	AVG	G	AB	R	H	2B	3B	HR	RBI	SH	HBP	BB	SO	SB	CS	OBP	SLG	OPS
2023	Staten Island (Ind.)	.229	9	35	5	8	2	0	0	3	0	1	5	6	3	1	.342	.286	.627
2024	Staten Island (Ind.)	.308	112	429	93	132	24	4	11	62	5	20	32	83	32	5	.380	.459	.839
Independent Lg. Totals		.302	121	464	98	140	26	4	11	65	5	21	67	89	35	6	.377	.446	.823

JORDAN, Blaze Christopher

INF

HT: 6-2; **BATS:** Right; **THROWS:** Right; **BORN:** 12/19/2002 in Southaven, MS; **SIGNED BY:** Danny Watkins; **ACQUIRED:** Red Sox 2nd pick (3rd round, 89th overall) in the 2020 First-Year Player Draft.

CAREER: Enters 2025 ranked as the Red Sox number 22 prospect by MLB.com...Also entered the season ranked by *Baseball America* as a top Sox prospect in 2021 (No. 16), 2022 (No. 7), 2023 (No. 14), and 2024 (No. 21)...Rated by *BA* as the system's best power hitter in 2022...Has made 184 starts at 3B, 144 at 1B, and 29 as the DH...In 2023, was named a South Atlantic League All-Star and tabbed SAL Player of the Week for 6/12-18...In 2023, led Sox minor leaguers in hits (141), doubles (32), and RBI (86)...Finished 2021 ranked by MLB.com as the No. 9 third base prospect in baseball...**2024:** Named Eastern League Player of the Week for 4/22-28...Was on the Injured List from 5/12-6/11 and 8/10-26...**PERSONAL:** Ranked by *Baseball America* as the No. 90 prospect in the 2020 First-Year Player Draft...Graduated from DeSoto Central High School (MS)...Named 2019-20 Gatorade Mississippi Baseball Player of the Year...Won the 2019 High School Home Run Derby at Progressive Field in Cleveland during MLB All-Star Week.

YEAR	CLUB	AVG	G	AB	R	H	2B	3B	HR	RBI	SH	HBP	BB	SO	SB	CS	OBP	SLG	OPS
2021	FCL Red Sox (R)	.362	19	69	12	25	7	1	4	19	0	6	13	1	0		.408	.667	1.075
	Salem (A)	.250	9	36	7	9	1	0	2	7	0	0	2	8	0		.289	.444	.733
2022	Salem (A)	.286	95	370	48	106	29	3	8	57	0	5	37	67	4	1	.357	.446	.803
	Greenville (A+)	.301	25	93	12	28	1	0	4	11	0	2	11	27	1	0	.387	.441	.828
2023	Greenville (A+)	.324	73	287	48	93	22	1	12	55	0	3	28	47	2	0	.385	.533	.918
	Portland (AA)	.254	49	189	19	48	10	0	6	31	0	0	12	28	0	0	.296	.402	.698
2024	Portland (AA)	.261	89	353	35	92	22	1	7	61	0	6	18	46	2	1	.305	.388	.693
Minor League Totals		.287	359	1397	181	401	92	6	43	241	0	16	114	236	10	2	.345	.454	.799

Minor League Players, Continued

JUDICE, Nicholas Miller

RHP

HT: 6-8; **BATS:** Right; **THROWS:** Right; **BORN:** 4/28/2001 in Baton Rouge, LA; **ACQUIRED:** From the New York Yankees with RHP Richard Fitts and RHP Greg Weissert in exchange for OF Alex Verdugo, 12/5/2023.

CAREER: Was originally selected by NYY in the 8th round of the 2023 First-Year Player Draft...**2024:** Was on the Injured List from 6/16-8/23...**PERSONAL:** Played for the University of Louisiana Monroe (2020-23)...Pitched for Yarmouth-Dennis in the Cape Cod League in 2023...Graduated from Catholic High School in Baton Rouge, LA.

YEAR	CLUB	W-L	ERA	G	GS	SV	IP	H	R	ER	HR	HB	BB	SO	SO/9	WHIP	AVG
2023							Did not play										
2024	FCL Red Sox (R)	1-0	4.50	2	1	0	4.0	3	2	2	1	0	2	4	9.00	1.25	.200
	Salem (A)	0-1	5.79	3	1	0	4.2	3	4	3	1	1	3	5	9.64	1.29	.200
Minor League Totals		1-1	5.19	5	2	0	8.2	6	6	5	2	1	5	9	9.35	1.27	.200

KILANDER, Griffin James

RHP

HT: 6-5; **BATS:** Right; **THROWS:** Right; **BORN:** 6/30/2003 in Livonia, MI; **SIGNED BY:** Matt Davis; **ACQUIRED:** Red Sox 16th pick (16th round, 477th overall) in the 2024 First-Year Player Draft.

PERSONAL: Pitched for 3 seasons at Wayne State University (2022-24)...In 2024, was named to the All-GLIAC Second Team...In the summer, pitched for Royal Oak of the Great Lakes Summer Collegiate League (2022) and of the Northwoods League (2024)...Attended Livonia Stevenson High School (MI).

YEAR	CLUB	W-L	ERA	G	GS	SV	IP	H	R	ER	HR	HB	BB	SO	SO/9	WHIP	AVG
2024	Salem (A)	0-0	1.23	4	0	0	7.1	1	1	1	0	0	3	6	7.36	0.55	.043

KIRWIN, Danny

RHP

HT: 6-2; **BATS:** Right; **THROWS:** Right; **BORN:** 11/12/1999 in Landsdale, PA; **SIGNED BY:** Mark Heil; **ACQUIRED:** Signed as a minor league free agent, 4/24/2024.

2024: Following the season, pitched in 5 games (1 start) for Mesa in the Arizona Fall League (12.2 IP, 4 ER, 14 H, 16 SO, 1 BB)...**PERSONAL:** Pitched at Rider University (2019-23)...As a graduate student in 2023, was named a Third-Team All-American by *Collegiate Baseball* and by ABCA/Rawlings, First-Team All-Region by ABCA/Rawlings, Rider Athlete of the Year, and MAAC Relief Pitcher of the Year, leading the conference and ranking 3rd nationally with 14 saves...Graduated from North Penn High School (PA).

YEAR	CLUB	W-L	ERA	G	GS	SV	IP	H	R	ER	HR	HB	BB	SO	SO/9	WHIP	AVG
2024	Salem (A)	4-3	3.63	20	5	0	69.1	54	34	28	5	2	24	69	8.96	1.13	.211

KOLOZSVARY, Mark Daniel - Non-Roster Invitee

C

HT: 5-7; **BATS:** Right; **THROWS:** Right; **BORN:** 9/4/1995 in Eustis, FL; **SIGNED BY:** Sean Buckley; **ACQUIRED:** Signed as a minor league free agent, 1/28/2025.

CAREER: Has played in 11 MLB games with CIN and BAL...Originally selected by CIN in the 7th round of the 2017 First-Year Player Draft...Has made 306 career minor league starts as the catcher, throwing out 115 of 393 runners attempting to steal (29.3%)...Won a Silver Medal in baseball at the 2020 Summer Olympics in Tokyo, Japan, where he was teammates with Triston Casas...Was rated by Baseball America as the best defensive catcher in the Reds' farm system in 2018 and 2021-22...**2024:** Played in 27 games with Triple-A Worcester, making 20 starts as the catcher and one as the designated hitter...**PERSONAL:** Played as a walk-on for the University of Florida, where he helped the Gators win the 2017 College World Series...Was named to the 2016 and 2017 SEC Academic Honor Roll.

YEAR	CLUB	AVG	G	AB	R	H	2B	3B	HR	RBI	SH	HBP	BB	SO	SB	CS	OBP	SLG	OPS
2017	Billings (R)	.305	28	95	19	29	7	0	1	15	0	1	8	30	1	0	.362	.411	.773
2018	Dayton (A)	.225	82	275	26	62	16	1	3	27	0	10	24	76	3	0	.310	.324	.634
2019	Daytona (A+)	.188	79	234	26	44	11	1	6	21	1	17	38	78	0	4	.341	.321	.662
2020																			
	Did Not Play																		
2021	Chattanooga (AA)	.233	40	146	33	34	12	0	6	26	0	4	20	53	0	0	.341	.438	.779
	Louisville (AAA)	.190	19	58	9	11	2	1	1	2	0	6	3	23	0	0	.299	.310	.609
2022	Chattanooga (AA)	.100	4	10	4	1	0	0	0	2	0	1	4	4	0	0	.400	.100	.500
	Louisville (AAA)	.168	42	119	14	20	6	0	3	7	2	8	13	44	0	0	.293	.294	.587
	CINCINNATI	.200	10	20	3	4	2	0	1	3	0	0	1	9	0	0	.238	.450	.688
2023	Bowie (AA)	.211	5	19	2	4	1	0	1	2	0	0	1	8	0	0	.250	.421	.671
	Norfolk (AAA)	.162	20	68	9	11	1	0	2	7	0	3	5	26	1	0	.250	.265	.515
	St. Paul (AAA)	.214	6	14	2	3	1	0	1	4	0	0	1	5	0	0	.267	.500	.767
	BALTIMORE	.000	1	0	0	0	0	0	0	0	0	0	0	0	0	0	.000	.000	.000
2024	Worcester (AAA)	.185	27	65	12	12	2	0	3	10	0	6	11	26	2	0	.349	.354	.703
Minor League Totals		.209	352	1103	156	231	59	3	27	123	3	56	128	373	7	4	.321	.342	.663
Major League Totals		.200	11	20	3	4	2	0	1	3	0	0	1	9	0	0	.238	.450	.688

LEE, Chansol

RHP

HT: 6-4; **BATS:** Right; **THROWS:** Right; **BORN:** 7/24/2005 in Seoul, South Korea; **SIGNED BY:** John Kim, Brett Ward, Eddie Romero; **ACQUIRED:** Signed as an international free agent, 7/22/2023.

YEAR	CLUB	W-L	ERA	G	GS	SV	IP	H	R	ER	HR	HB	BB	SO	SO/9	WHIP	AVG
2024	FCL Red Sox	0-0	10.80	2	2	0	1.2	4	2	2	0	0	1	2	10.80	3.00	.444

Minor League
Players

Minor League Players, Continued

LIENDO, Ahbram David

INF

HT: 5-8; **BATS:** Switch; **THROWS:** Right; **BORN:** 2/1/2004 in Maracay, Aragua, VZ; **SIGNED BY:** Wilder Lobo, Alex Requena, Eddie Romero; **ACQUIRED:** Signed as an international free agent, 1/15/2021.

CAREER: Has made 147 starts at 2B, 82 at 3B, and 33 at SS...**2024:** Ranked 4th among BOS minor leaguers in steals (31).

YEAR	CLUB	AVG	G	AB	R	H	2B	3B	HR	RBI	SH	HBP	BB	SO	SB	CS	OBP	SLG	OPS
2021	DSL Red Sox Red (R)	.251	46	167	26	42	6	4	1	21	0	1	25	30	11	4	.349	.353	.702
2022	FCL Red Sox (R)	.219	45	146	26	32	11	1	0	19	0	3	30	47	12	5	.363	.308	.671
	Salem (A)	.333	6	18	6	6	0	0	0	4	0	0	3	1	0	0	.409	.333	.742
2023	Salem (A)	.205	71	224	43	46	10	3	2	20	1	6	45	86	30	6	.353	.304	.657
2024	Greenville (A+)	.196	83	301	33	59	5	3	3	25	0	2	41	133	24	6	.294	.262	.556
	Portland (AA)	.197	26	76	7	15	2	0	0	7	0	0	8	29	7	1	.274	.224	.498
Minor League Totals		.215	277	932	141	200	34	11	6	96	1	12	152	326	84	22	.330	.294	.624

LINAREZ, Yohander David

INF

HT: 5-11; **BATS:** Switch; **THROWS:** Right; **BORN:** 3/19/2006 in Barquisimeto, Lara, VZ; **SIGNED BY:** Ernesto Gomez, Rolando Pino; **ACQUIRED:** Signed as an international free agent, 1/15/2022.

CAREER: Has made 53 starts at 3B, 48 at SS, and 20 at 2B...In 2023, led the DSL Red Sox Red in games (48), hits (52), total bases (70), doubles (10), triples (4), and RBI (32).

YEAR	CLUB	AVG	G	AB	R	H	2B	3B	HR	RBI	SH	HBP	BB	SO	SB	CS	OBP	SLG	OPS
2022	DSL Red Sox Red (R)	.267	46	165	22	44	9	2	1	21	0	2	11	37	2	2	.317	.364	.681
2023	DSL Red Sox Red (R)	.272	48	191	24	52	10	4	0	32	0	0	14	35	0	1	.317	.366	.683
2024	FCL Red Sox (R)	.206	35	107	9	22	3	0	1	12	0	1	8	32	2	0	.267	.262	.529
Minor League Totals		.255	129	463	55	118	22	6	2	65	0	3	33	104	4	3	.306	.341	.647

LIRA, Enderso Rafael

C

HT: 6-1; **BATS:** Right; **THROWS:** Right; **BORN:** 10/11/2003 in San Felipe, Yaracuy, VZ; **SIGNED BY:** Rolando Pino and Eddie Romero; **ACQUIRED:** Signed as an international free agent, 1/15/2021.

CAREER: Has thrown out 89 of 326 attempted base stealers (27.3%)...Named Red Sox Minor League Defensive Player of the Month for May 2023...**2024:** On the Injured List from 8/3-9/8.

YEAR	CLUB	AVG	G	AB	R	H	2B	3B	HR	RBI	SH	HBP	BB	SO	SB	CS	OBP	SLG	OPS
2021	DSL Red Sox Red (R)	.246	41	122	16	30	7	2	0	15	0	5	32	18	1	1	.414	.336	.750
2022	FCL Red Sox (R)	.129	21	62	4	8	1	0	0	6	0	2	7	20	0	0	.239	.145	.384
2023	Salem (A)	.238	62	223	18	53	8	0	1	26	0	0	11	50	0	2	.269	.287	.556
2024	Greenville (A+)	.142	37	127	12	18	1	0	1	9	0	0	8	40	0	0	.191	.173	.364
Minor League Totals		.204	161	534	50	109	17	2	2	56	0	7	58	128	1	3	.287	.255	.542

LIU, Chih-Jung (CJ)

RHP

HT: 6-0; **BATS:** Switch; **THROWS:** Right; **BORN:** 4/7/1999 in Tainan City, Taiwan; **SIGNED BY:** Louie Lin, Brett Ward, Chris Becerra, and Eddie Romero; **ACQUIRED:** Signed as an international free agent, 10/22/2019.

CAREER: Ranked by *Baseball America* as one of the Sox' top prospects in 2020 (No. 26) and 2021 (No. 26)...In 2023, led Double-A Portland in starts (24), innings pitched (114.1), and SO (145)...Tossed a no-hitter on 5/5/23 at Akron (7.0 IP, 2 BB, 6 SO)...Named Eastern League Player of the Week on 5/7/23...**2024:** On the Injured List from 4/5-5/13, 6/12-7/5, and 7/18-9/16...**PERSONAL:** Pitched for Taiwan in the 2017 U-18 World Cup...Attended Culture University in Taiwan...Named MVP of the 2019 Asian Baseball Championship.

YEAR	CLUB	W-L	ERA	G	GS	SV	IP	H	R	ER	HR	HB	BB	SO	SO/9	WHIP	AVG
2021	FCL Red Sox (R)	0-0	3.60	1	1	0	5.0	3	2	2	2	0	0	6	10.80	0.60	.167
	Salem (A)	5-1	4.29	12	12	0	50.1	49	26	24	4	2	19	54	9.66	1.35	.257
2022	Greenville (A+)	4-11	6.10	25	21	0	100.1	112	71	68	27	4	46	106	9.51	1.57	.284
	Portland (AA)	0-0	4.91	1	1	0	3.2	2	2	2	1	0	3	2	4.91	1.36	.167
2023	Portland (AA)	7-8	5.35	26	24	0	114.1	117	74	68	19	8	61	145	11.41	1.56	.268
2024	FCL Red Sox (R)																
	Portland (AA)	1-1	4.00	6	4	0	18.0	14	8	8	4	1	9	29	14.50	1.28	.222
Minor League Totals		18-21	5.25	72	63	0	294.2	300	183	172	57	15	138	347	10.60	1.49	.266

LUGO, Andy Manuel

INF/OF

HT: 5-11; **BATS:** Right; **THROWS:** Right; **BORN:** 3/15/2004 in San Cristobal, DR; **SIGNED BY:** Esau Medina, Eddie Romero; **ACQUIRED:** Signed as an international free agent, 7/2/2021.

CAREER: Has made 87 starts in the outfield (LF-45, CF-22, RF-20), 59 in the infield (3B-28, 1B-17, 2B-14), and 12 as the DH...Missed the entire 2023 season due to injury...Named the Red Sox' 2022 Latin Program Position Player of the Year...**2024:** In 108 games between Single-A Salem and High-A Greenville, hit .263 with a .708 OPS (99-for-377, 30 2B, 1 3B, 3 HR)...Ranked 3rd among BOS minor leaguers in doubles.

YEAR	CLUB	AVG	G	AB	R	H	2B	3B	HR	RBI	SH	HBP	BB	SO	SB	CS	OBP	SLG	OPS
2022	DSL Red Sox (R)	.318	56	220	52	70	11	2	2	30	0	8	11	35	21	2	.368	.414	.782
2023																			
	Salem (A)	.271	87	306	43	83	26	1	3	39	0	9	26	68	25	3	.346	.392	.738
2024	Greenville (A+)	.225	21	71	4	16	4	0	0	6	0	2	5	20	3	1	.295	.282	.577
Minor League Totals		.283	164	597	99	169	41	3	5	75	0	19	42	123	49	6	.348	.387	.735

Minor League Players, Continued

MATA, Bryan Eduardo - Non-Roster Invitee

RHP

HT: 6-3; **BATS:** Right; **THROWS:** Right; **BORN:** 5/31/1999 in Maracay, Aragua, VZ; **SIGNED BY:** Eddie Romero and Alex Requena; **ACQUIRED:** Signed as an international free agent, 1/27/2016.

CAREER: Entered 2023 ranked by *Baseball America* and MLB.com as the Red Sox' top pitching prospect... Ranked by both outlets as one of the Sox' top 10 prospects entering 6 consecutive seasons from 2018-23...Rated by *Baseball America* as having the best control among Sox prospects in 2018, best changeup in 2019, best fastball in 2021, and best slider in 2022...Recognized by the Red Sox as the organization's Minor League Starting Pitcher of the Month for June 2017 and August 2022...Missed the entire 2021 season due to injury requiring Tommy John surgery on his right elbow; the procedure was performed on 4/14/21 by Dr. Neal ElAttrache at the Kerlan-Jobe Institute in Los Angeles, CA...Spent the 2020 season at the Red Sox' Alternate Training Site; at 21 years old, was the youngest pitcher in the Club Player Pool...Pitched for Peoria in the 2019 Arizona Fall League...Pitched for the World team in the 2018 SiriusXM All-Star Futures Game at only 19 years old (1.0 IP, 0 R)...As an 18-year-old, helped Low-A Greenville win the 2017 South Atlantic League title...**2024:** Spent the entire season on the Major League Injured List...In 11 outings (7 starts) across 3 rehab assignments with 4 teams, went 0-1 with a 4.37 ERA, 1.41 WHIP, and .284 opponent AVG (22.2 IP, 23 H, 11 ER, 20 SO, 9 BB, 6 HB, 1 HR)...Attended his 5th Major League Spring Training camp but did not pitch in a game...Began the season on the IL with a right hamstring strain...Was placed on the 15-Day IL on 3/28 (retroactive to 3/25)...From 5/13-23, made 3 rehab starts...Returned from his rehab on 5/24 due to injury...Began a 2nd rehab assignment on 6/16...From 6/16-7/14, made 7 appearances (4 starts)...Returned from his rehab on 7/19 (retroactive to 7/15) due to injury...Transferred to the 60-Day IL on 7/26...Began his 3rd rehab assignment on 9/10...Returned from his rehab on 9/14 (retroactive to 9/13) due to injury...**PERSONAL:** As part of the Red Sox Rookie Development Program, visited patients at Boston Children's Hospital in 2020 and 2023...Also hosted a Play Ball clinic with the Red Sox Foundation in 2023.

YEAR	CLUB	W-L	ERA	G	GS	SV	IP	H	R	ER	HR	HB	BB	SO	SO/9	WHIP	AVG	
2016	DSL Red Sox2 (R)	4-4	2.80	14	14	0	61.0	54	23	19	2	2	19	61	9.00	1.20	.242	
2017	Greenville (A)	5-6	3.74	17	17	0	77.0	75	34	32	3	7	26	74	8.65	1.31	.259	
2018	Salem (A+)	6-3	3.50	17	17	0	72.0	58	33	28	1	12	58	61	7.63	1.61	.229	
2019	Salem (A+)	3-1	1.75	10	10	0	51.1	38	18	10	1	7	18	52	9.12	1.09	.201	
	Portland (AA)	4-6	5.03	11	11	0	53.2	54	32	30	6	4	24	59	9.89	1.45	.271	
2020-21							Did Not Pitch											
2022	Salem (A)	0-0	0.00	1	1	0	2.0	0	1	0	0	0	2	2	9.00	1.00	.000	
	Greenville (A+)	0-1	4.00	3	3	0	9.0	6	4	4	1	0	6	15	15.00	1.33	.182	
	Portland (AA)	5-2	1.85	10	9	0	48.2	35	14	10	4	1	23	58	10.73	1.19	.202	
	Worcester (AAA)	2-0	3.47	5	5	0	23.1	19	9	9	0	2	15	30	11.57	1.46	.224	
2023	Worcester (AAA)	0-3	6.33	9	7	0	27.0	29	21	19	1	4	30	28	9.33	2.19	.274	
2024	FCL Red Sox (R)	0-0	4.50	1	1	0	2.0	3	1	1	0	0	0	2	9.00	1.50	.375	
	Greenville (A+)	0-0	9.00	1	1	0	2.0	4	2	2	0	0	1	0	0.00	2.50	.444	
	Portland (AA)	0-1	3.38	3	3	0	8.0	9	3	3	0	2	1	6	6.75	1.25	.321	
	Worcester (AAA)	0-0	4.22	6	2	0	10.2	7	6	5	1	4	7	12	10.13	1.31	.194	
Minor League Totals		29-27	3.46	108	101	0	447.2	391	201	172	20	45	230	460	9.25	1.39	.239	

MAYER, Marcelo - Non-Roster Invitee

SS

HT: 6-3; **BATS:** Left; **THROWS:** Right; **BORN:** 12/12/2002 in Chula Vista, CA; **SIGNED BY:** JJ Altobelli; **ACQUIRED:** Red Sox 1st pick (1st round, 4th overall) in the 2021 First-Year Player Draft.

CAREER: Enters 2025 ranked as Top 15 MLB prospect by MLB.com (No. 12) and *Baseball America* (No. 15), as well as the Red Sox' No. 3 prospect by both outlets...Entered 2022, 2023, and 2024 ranked as the Red Sox' No. 1 prospect by *Baseball America*, as well as a top 15 prospect in baseball...Was also rated as the Sox' best defensive infielder entering 2022 and 2024, as their best power hitter entering 2024, and as having their best infield arm entering 2022 and 2025...Has made 238 starts at SS, 2 at 3B, and 30 as the DH...Named Carolina League Player of the Week for 6/27-7/3/22...Attended the 2024 Red Sox Rookie Development Program...**2024:** Named an Eastern League All-Star...Selected to play in the All-Star Futures Game on 7/13 at Globe Life Field in Arlington, TX, entering the game defensively in the 5th inning...Ranked 4th among BOS minor leaguers in doubles (28) and AVG (.307; min. 200 PA)...Was on the Injured List from 7/31-8/11 and 8/20-9/23...**PERSONAL:** Graduated from Eastlake High School (CA)...Named to the *Baseball America* High School All-American First Team in 2021...Played in the 2020 Perfect Game All-American Classic...Was a member of USA Baseball's 2019 17U National Team Development Program.

YEAR	CLUB	AVG	G	AB	R	H	2B	3B	HR	RBI	SH	HBP	BB	SO	SB	CS	OBP	SLG	OPS
2021	FCL Red Sox (R)	.275	26	91	25	25	4	1	3	17	0	0	15	27	7	1	.377	.440	.817
2022	Salem (A)	.286	66	252	46	72	26	1	9	40	0	2	51	78	16	0	.406	.504	.910
	Greenville (A+)	.265	25	98	15	26	4	1	4	13	0	1	17	29	1	0	.379	.449	.828
2023	Greenville (A+)	.290	35	145	23	42	11	1	7	34	0	1	17	37	5	2	.366	.524	.890
	Portland (AA)	.189	43	169	20	32	8	1	6	20	0	1	15	49	4	3	.254	.355	.609
2024	Portland (AA)	.307	77	300	60	92	28	0	8	38	0	2	30	66	13	2	.370	.480	.850
Minor League Totals		.274	272	1055	189	289	81	5	37	162	0	7	145	286	46	8	.362	.465	.827

Minor League
Players

Minor League Players, Continued

MCDONOUGH, Tyler Scott

INF/OF

HT: 5-10; **BATS:** Switch; **THROWS:** Right; **BORN:** 4/2/1999 in Cincinnati, OH; **SIGNED BY:** Kirk Fredriksson; **ACQUIRED:** Red Sox 3rd pick (3rd round, 112th overall) in the 2021 First-Year Player Draft.

CAREER: Has made 211 starts in the outfield (LF-94, CF-73, RF-44) and 136 in the infield (2B-93, SS-41, 3B-2)... Has recorded 17 OF assists...Was ranked by *Baseball America* as the Sox' No. 16 prospect to begin 2022...Named Red Sox Minor League Base Stealer of the Month for May 2022 and Baserunner of the Month for July 2022...**2024:** In 120 games between Double-A Portland and Triple-A Worcester, hit .241 with a .669 OPS (99-for-410, 23 2B, 3 3B, 6 HR)...**PERSONAL:** Played at North Carolina State University (2019-21)...In 2021, was named Second Team All-ACC...In 2019, named a *Baseball America* Freshman All-American and selected to the Second Team All-ACC and All-Freshman ACC...Reached base in 53 consecutive games from the start of the 2020 season through 5/11/21... Graduated from Moeller High School (OH), which also produced Hall of Famers Ken Griffey Jr. and Barry Larkin... Met Griffey, his favorite childhood player, through his uncle.

YEAR	CLUB	AVG	G	AB	R	H	2B	3B	HR	RBI	SH	HBP	BB	SO	SB	CS	OBP	SLG	OPS
2021	FCL Red Sox (R)	.308	4	13	2	4	3	0	0	1	0	0	0	4	0	0	.308	.538	.846
	Salem (A)	.296	27	108	23	32	4	4	3	14	0	1	17	24	3	1	.397	.491	.888
2022	Greenville (A+)	.230	114	457	60	105	23	4	9	48	3	6	48	162	21	5	.311	.357	.668
2023	Portland (AA)	.250	97	316	50	79	15	4	5	35	1	3	35	97	24	7	.326	.370	.696
	Worcester (AAA)	.250	4	12	1	3	1	1	0	0	0	0	1	3	0	0	.308	.500	.808
2024	Portland (AA)	.250	85	296	39	74	18	2	5	36	1	0	27	92	15	5	.312	.375	.687
	Worcester (AAA)	.219	35	114	16	25	5	1	1	17	0	1	15	39	3	1	.315	.307	.622
Minor League Totals		.245	366	1316	191	322	69	16	23	151	5	11	143	421	66	19	.322	.374	.696

MCELVENY, Daniel Joseph

C

HT: 6-1; **BATS:** Right; **THROWS:** Right; **BORN:** 4/21/2003 in Chula Vista, CA; **SIGNED BY:** JJ Altobelli; **ACQUIRED:** Red Sox 6th pick (6th round, 166th overall) in the 2021 First-Year Player Draft.

CAREER: Has thrown out 41 of 220 runners attempting to steal (18.6%)...**2024:** On the Injured List from 4/5-22...**PERSONAL:** Graduated from Bonita Vista High School (CA).

YEAR	CLUB	AVG	G	AB	R	H	2B	3B	HR	RBI	SH	HBP	BB	SO	SB	CS	OBP	SLG	OPS
2021	FCL Red Sox (R)	.174	9	23	5	4	1	0	0	1	1	4	3	10	0	0	.367	.217	.584
2022	FCL Red Sox (R)	.250	21	64	13	16	10	1	0	6	0	1	15	26	5	0	.400	.438	.838
	Salem (A)	.167	22	72	13	12	6	0	0	10	0	2	21	29	0	1	.357	.250	.607
2023	FCL Red Sox (R)	.250	2	4	1	1	0	0	0	0	0	0	1	1	0	0	.250	.250	.500
	Salem (A)	.208	7	24	6	5	1	0	1	3	0	2	1	8	0	0	.296	.375	.671
2024	Salem (A)	.179	55	173	23	31	4	1	1	12	0	6	35	56	3	2	.336	.231	.567
Minor League Totals		.192	116	360	61	69	22	2	2	32	1	15	75	130	9	3	.351	.281	.632

MEDINA, Manuel Fernando

LHP

HT: 5-10; **BATS:** Left; **THROWS:** Left; **BORN:** 3/25/2002 in Ciudad Ojeda, Zulia, VZ; **ACQUIRED:** Selected from the Miami Marlins in the Triple-A Phase of the 2024 Rule 5 Draft.

CAREER: Originally signed by the Marlins as an international free agent on 5/14/19...Has averaged 0.44 HR/9.0 IP, 13.21 SO/9.0 IP, 2.25 BB/9.0 IP, and a 5.87 SO/BB ratio.

YEAR	CLUB	W-L	ERA	G	GS	SV	IP	H	R	ER	HR	HB	BB	SO	SO/9	WHIP	AVG
2020	DSL Marlins (R)	0-0	1.17	6	0	0	7.2	8	1	1	0	0	2	10	11.74	1.30	.267
	Did Not Pitch																
2021	DSL Marlins (R)	2-3	1.25	14	0	1	21.2	20	13	3	0	0	5	35	14.54	1.15	.235
2022	FCL Marlins (R)	3-1	3.00	11	1	1	30.0	22	10	10	2	1	2	41	12.30	0.80	.200
	Jupiter (A)	0-0	0.87	4	0	0	10.1	5	1	1	0	1	3	15	13.06	0.77	.152
2023	FCL Marlins (R)	0-0	0.00	2	0	0	2.2	1	0	0	0	0	2	2	6.75	1.13	.125
	Jupiter (A)	2-0	4.28	15	0	0	27.1	27	15	13	4	2	12	38	12.51	1.43	.241
2024	FCL Marlins (R)	3-0	0.89	18	0	5	20.1	9	5	2	0	2	5	36	15.93	0.69	.132
	Jupiter (A)	0-0	4.50	3	0	0	4.0	4	3	2	0	1	0	5	11.25	1.00	.235
Minor League Totals		10-4	2.32	73	1	7	124.0	96	48	32	6	7	31	182	13.21	1.02	.207

MEJIAS, Alvaro Daniel

RHP

HT: 6-2; **BATS:** Right; **THROWS:** Right; **BORN:** 9/13/2003 in Valencia, Carabobo, VZ; **SIGNED BY:** Jonathan Cruz, Todd Claus; **ACQUIRED:** Signed as an international free agent, 1/15/2021.

CAREER: Has appeared in only 1 game in the last 2 years due to injury...Underwent Tommy John surgery in April 2024...Has not allowed a HR in 46.2 IP.

YEAR	CLUB	W-L	ERA	G	GS	SV	IP	H	R	ER	HR	HB	BB	SO	SO/9	WHIP	AVG
2021	DSL Red Sox (R)	0-0	3.78	8	8	0	16.2	16	7	7	0	3	4	12	6.48	1.20	.254
2022	DSL Red Sox (R)	1-1	1.23	8	8	0	29.1	16	7	4	0	3	7	39	11.97	0.78	.157
2023	FCL Red Sox (R)	0-1	40.50	1	0	0	0.2	2	3	3	0	0	2	0	0.00	6.00	.500
2024	Did Not Pitch																
Minor League Totals		1-2	2.70	17	16	0	46.2	34	17	14	0	6	13	51	9.84	1.01	.201

Minor League Players, Continued

MILLER, Christopher Tyler (Tyler)

INF

HT: 6-2; **BATS:** Left; **THROWS:** Right; **BORN:** 12/17/1999 in Spanish Fort, AL; **SIGNED BY:** Danny Watkins; **ACQUIRED:** Red Sox 9th pick (9th round, 256th overall) in the 2021 First-Year Player Draft.

CAREER: Has made 152 starts at 1B, 91 at 3B, 45 in LF, 10 in RF, and 21 at DH...Is 46-for-57 (80.7%) in stolen base attempts...**2024:** In 98 games for High-A Greenville, Double-A Portland, and Triple-A Worcester, hit .240 with a .654 OPS (82-for-341, 23 2B, 1 3B, 5 HR)...Named South Atlantic League Player of the Week for 4/22-28...**PERSONAL:** Played at East Mississippi Community College (2019) and Auburn University (2020-21)...Graduated from Spanish Fort (AL) High School.

YEAR	CLUB	AVG	G	AB	R	H	2B	3B	HR	RBI	SH	HBP	BB	SO	SB	CS	OBP	SLG	OPS
2021	FCL Red Sox (R)	.306	18	62	9	19	5	1	1	12	0	3	7	16	2	0	.403	.468	.871
	Salem (A)	.359	9	39	9	14	2	1	2	8	0	0	4	10	1	1	.419	.615	1.034
2022	Salem (A)	.219	114	430	61	94	10	1	13	59	1	6	37	130	22	2	.286	.337	.623
2023	Greenville (A+)	.263	91	339	50	89	21	3	9	51	0	3	25	90	19	6	.315	.422	.737
2024	Greenville (A+)	.275	36	131	16	36	9	1	4	17	0	0	9	28	0	0	.321	.450	.771
	Portland (AA)	.228	58	202	22	46	14	0	1	25	0	3	16	38	2	2	.288	.312	.600
	Worcester (AAA)	.000	4	8	1	0	0	0	0	0	0	0	1	5	0	0	.111	.000	.111
Minor League Totals		.246	330	1211	168	298	61	7	30	172	1	15	99	317	46	11	.307	.382	.689

MILLS, Wyatt - Non-Roster Invitee

RHP

HT: 6-4; **BATS:** Right; **THROWS:** Right; **BORN:** 1/25/1995 in Spokane, WA; **SIGNED BY:** Jeff Sakamoto; **ACQUIRED:** From the Kansas City Royals in exchange for minor league RHP Jacob Wallace on 12/16/2022.

CAREER: Has made 38 ML relief appearances between SEA (2021-22) and KC (2022)...Missed the entire 2023 and 2024 seasons due to a right elbow injury...**PERSONAL:** Pitched for Team USA in the Premier12 Tournament in 2019, along with Tanner Houck...Pitched at Gonzaga University (2014-17), where he earned All-WCC Second Team honors in 2017.

YEAR	CLUB	W-L	ERA	G	GS	SV	IP	H	R	ER	HR	HB	BB	SO	SO/9	WHIP	AVG
2017	Everett (A)	0-1	2.57	7	0	2	7.0	3	2	2	0	0	3	11	14.14	0.86	.120
	Clinton (A)	0-1	1.35	11	0	4	13.1	5	2	2	0	0	6	18	12.15	0.83	.111
2018	Modesto (A+)	6-0	1.91	35	0	11	42.1	29	12	9	1	2	9	49	10.42	0.90	.193
	Arkansas (AA)	0-2	10.13	9	0	0	10.2	18	13	12	0	4	4	10	8.44	2.06	.367
2019	Arkansas (AA)	4-2	4.27	41	0	8	52.2	43	26	25	2	4	17	66	11.28	1.14	.222
2020	Did Not Pitch																
2021	Tacoma (AAA)	4-2	3.14	23	1	2	28.2	19	12	10	2	1	7	51	16.01	0.91	.179
	SEATTLE	0-0	9.95	11	0	0	12.2	19	14	14	1	1	7	11	7.82	2.05	.352
2022	Tacoma (AAA)	1-0	1.83	16	0	0	19.2	12	4	4	1	0	7	17	7.78	0.97	.174
	Omaha (AAA)	2-1	2.57	13	0	1	14.0	7	5	4	2	1	10	23	14.79	1.21	.149
	SEATTLE	0-0	4.15	8	0	0	8.2	5	4	4	0	2	3	6	6.23	0.92	.179
	KANSAS CITY	0-1	4.79	19	0	0	20.2	21	11	11	1	3	10	20	8.71	1.50	.266
2023	Did Not Pitch																
2024	Did Not Pitch																
Major League Totals		0-1	6.21	38	0	0	42.0	45	29	29	2	6	20	37	7.93	1.55	.280
Minor League Totals		17-9	3.25	155	1	28	188.1	136	76	68	8	12	63	245	11.71	1.06	.199

MONEGRO, Yordanny Isaais

RHP

HT: 6-4; **BATS:** Right; **THROWS:** Right; **BORN:** 10/14/2002 in Santo Domingo, DR; **SIGNED BY:** Juan Carlos Calderon and Todd Claus; **ACQUIRED:** Signed as an international free agent, 2/20/2020.

CAREER: Since the start of 2023, is 12-5 with a 2.48 ERA, 1.07 WHIP, .188 opponent AVG, and 11.88 SO/9.0 IP (141.2 IP, 39 ER, 96 H, 8 HR, 187 SO, 55 BB)...In June 2023, was named Red Sox Minor League Starting Pitcher of the Month and FCL Pitcher of the Month...**2024:** In 18 games (17 starts) between the Florida Complex League Red Sox and High-A Greenville, was 6-2 with a 2.84 ERA (24 ER/76.0 IP)...Among BOS minor leaguers with at least 50.0 IP, ranked 4th in opponent AVG (.182) and WHIP (1.04) and 5th in ERA...Named Red Sox Minor League Starting Pitcher of the Month for August.

YEAR	CLUB	W-L	ERA	G	GS	SV	IP	H	R	ER	HR	HB	BB	SO	SO/9	WHIP	AVG
2021	DSL Red Sox (R)	0-1	3.63	13	13	0	39.2	34	17	16	0	4	25	41	9.30	1.49	.239
2022	FCL Red Sox (R)	1-2	7.36	9	6	0	25.2	34	24	21	7	1	14	24	8.42	1.87	.321
2023	FCL Red Sox (R)	2-0	1.20	3	3	0	15.0	5	2	2	0	1	4	20	12.00	0.60	.102
	Salem (A)	3-2	2.43	9	9	0	40.2	33	12	11	0	4	17	60	13.28	1.23	.217
	Greenville (A+)	1-1	1.80	2	1	0	10.0	8	2	2	1	0	5	13	11.70	1.30	.222
2024	FCL Red Sox (R)	0-0	3.60	3	3	0	10.0	8	4	4	0	1	3	12	10.80	1.10	.222
	Greenville (A+)	6-2	2.73	15	14	0	66.0	42	28	20	7	2	26	82	11.18	1.03	.176
Minor League Totals		13-8	3.30	54	49	0	207.0	164	89	76	15	13	94	252	10.96	1.25	.216

MONTERO, Juan Eduardo

C/INF

HT: 5-11; **BATS:** Right; **THROWS:** Right; **BORN:** 6/10/2002 in Ponce, PR; **SIGNED BY:** Edgar Perez; **ACQUIRED:** Signed as a non-drafted free agent, 6/29/2020.

CAREER: Has made 68 starts at catcher, 11 at 1B, and 10 at 3B...Has played in the Puerto Rican Winter League following each of the last 4 seasons for Caguas (2021) and Ponce (2022-24)...**PERSONAL:** Attended the Puerto Rico Baseball Academy.

YEAR	CLUB	AVG	G	AB	R	H	2B	3B	HR	RBI	SH	HBP	BB	SO	SB	CS	OBP	SLG	OPS
2021	FCL Red Sox (R)	.179	16	39	6	7	3	0	1	9	0	0	11	13	1	1	.360	.333	.693
2022	FCL Red Sox (R)	.258	18	31	2	8	5	0	0	10	0	4	3	12	0	0	.385	.419	.804
2023	Salem (A)	.247	23	73	10	18	7	0	0	8	0	2	6	20	0	2	.321	.342	.663
2024	Salem (A)	.207	34	92	12	19	4	1	1	8	0	7	16	30	2	1	.362	.304	.666
	Greenville (A+)	.188	16	48	7	9	3	1	0	5	0	1	8	17	0	0	.305	.292	.597
Minor League Totals		.216	107	283	37	61	22	2	2	40	0	14	44	92	3	4	.345	.329	.674

Minor League
Players

Minor League Players, Continued

MOORE, Matthew Cody (Matt) - Non-Roster Invitee

LHP

HT: 6-3; **BATS:** Left; **THROWS:** Left; **BORN:** 6/18/1989 in Fort Walton Beach, FL; **SIGNED BY:** Jack Powell (Rays); **ACQUIRED:** Signed as a minor league free agent, 2/23/2025.

CAREER: Since the start of 2022, owns a 2.98 ERA (58.0 IP/175.0 IP) and a .210 opponent batting average (134-for-639) in 164 games...In 2013 finished 9th in American League Cy Young Voting and was selected to the All-Star game at Citi Field tossing a perfect 5th inning...Recorded his only career shutout on 7/22/13 at Fenway Park (2 H, BB, 4 SO)...Underwent Tommy John surgery on 4/22/14, performed by Dr. James Andrews...Came 1 out away from a no-hitter on 8/25/16 at LAD (Corey Seager, 2-out single in the bottom of the 9th inning)...In 2020, signed with the Fukuoka SoftBank Hawks in the NPB, helping them win the Japan Series...Has posted a 3.33 ERA (9 ER/24.1 IP) in 5 career Postseason games with the Rays (2011, 2013) and Giants (2016)...**2024:** With LAA, did not allow an earned run from 7/25 to 8/19 (10.2 IP) and did not surrender an earned run in 37 of his 51 total appearances...**PERSONAL:** Graduated from Moriarty High School (NM).

YEAR	CLUB	W-L	ERA	G	GS	SV	IP	H	R	ER	HR	HB	BB	SO	SO/9	WHIP	AVG
2007	Princeton (R)	0-0	2.66	8	3	0	20.1	12	6	6	1	2	16	29	12.84	1.38	.160
2008	Princeton (R)	2-2	1.66	12	12	0	54.1	30	22	10	0	4	19	77	12.75	0.90	.154
2009	Bowling Green (A)	8-5	3.15	26	26	0	123.0	86	51	43	6	6	70	176	12.88	1.27	.195
2010	Charlotte (A+)	6-11	3.36	26	26	0	144.2	109	62	54	7	8	61	208	12.94	1.18	.210
2011	Montgomery (AA)	8-3	2.20	18	18	0	102.1	68	31	25	8	5	28	131	11.52	0.94	.187
	Durham (AAA)	4-0	1.37	9	9	0	52.2	33	8	8	3	1	18	79	13.50	0.97	.179
	TAMPA BAY	1-0	2.89	3	1	0	9.1	9	3	3	1	0	3	15	14.46	1.29	.243
2012	TAMPA BAY	11-11	3.81	31	31	0	177.1	158	85	75	18	7	81	175	8.88	1.35	.238
2013	Durham (AAA)	0-0	9.00	1	1	0	4.0	8	4	4	0	0	2	2	4.50	2.50	.444
2013	TAMPA BAY	17-4	3.29	27	27	0	150.1	119	58	55	14	4	76	143	8.56	1.30	.216
2014	TAMPA BAY	0-2	2.70	2	2	0	10.0	10	3	3	1	0	5	6	5.40	1.05	.256
2015	Charlotte (A+)	0-0	1.64	3	3	0	11.0	9	4	2	1	1	4	9	7.36	1.18	.225
	Durham (AAA)	2-3	3.57	7	7	0	40.1	35	18	16	6	2	12	58	12.94	1.17	.232
2015	TAMPA BAY	3-4	5.43	12	12	0	63.0	74	40	38	9	4	23	46	6.57	1.54	.298
2016	TAMPA BAY	7-7	4.08	21	21	0	130.0	125	62	59	20	5	40	109	7.55	1.27	.251
2016	SAN FRANCISCO	6-5	4.08	12	12	0	68.1	59	31	31	5	1	32	69	9.09	1.33	.233
2017	SAN FRANCISCO	6-15	5.52	32	31	0	174.1	200	116	107	27	7	67	148	7.64	1.53	.283
2018	TEXAS	3-8	6.79	39	12	0	102.0	128	82	77	19	5	41	86	7.59	1.66	.305
2019	DETROIT	0-0	0.00	2	2	0	10.0	3	0	0	0	0	1	9	8.10	0.40	.094
2020	Fukuoka SoftBank (NPB)	6-3	2.65	13	0	0	78.0	64	32	23	7	4	22	89	10.27	1.10	.224
2021	Lehigh Valley (AAA)	0-2	4.66	5	5	0	19.1	20	10	10	5	1	11	22	10.24	1.60	.267
	PHILADELPHIA	2-4	6.29	24	13	0	73.0	78	54	51	15	2	38	63	7.77	1.59	.274
2022	Round Rock (AAA)	1-0	0.00	2	0	0	5.0	2	0	0	0	0	1	7	12.60	0.60	.133
	TEXAS	5-2	1.95	63	0	5	74.0	49	20	16	3	1	38	83	10.09	1.18	.187
2023	LOS ANGELES-AL	4-1	2.66	41	0	0	44.0	33	14	13	6	2	12	49	10.02	1.02	.208
	CLEVELAND	0-0	3.86	5	0	0	4.2	9	2	2	1	0	2	8	15.43	2.36	.391
	MIAMI	1-0	0.00	4	0	0	4.0	4	0	0	0	0	1	3	6.75	1.25	.250
2024	LOS ANGELES-AL	5-3	5.03	51	0	1	48.1	39	31	27	11	2	26	41	7.63	1.34	.218
Major League Totals		71-66	4.39	369	164	6	1142.2	1097	601	557	150	41	486	1053	8.29	1.39	.251
NPB Totals		6-3	2.65	13	0	0	78.0	64	32	23	7	4	22	89	10.27	1.10	.224
Minor League Totals		31-26	2.78	117	110	0	577.0	412	216	178	37	30	242	798	12.45	1.13	.198

MORÁN, Jovani - Non-Roster Invitee

LHP

HT: 6-1; **BATS:** Left; **THROWS:** Left; **BORN:** 4/24/1997 in Mayaguez, PR; **SIGNED BY:** Freddie Thon (Twins); **ACQUIRED:** From the Minnesota Twins in exchange for C/INF Mickey Gasper, 12/24/2024.

CAREER: Originally signed by the Twins as a 7th-round selection in the 2015 First-Year Player Draft...Made his 1st career Opening Day roster in 2023...Pitched for Team Puerto Rico in the 2023 World Baseball Classic, appearing in 3 games (2.2 IP, 1 ER)...His 1st MLB win came against the Red Sox on 6/21/23 (1.0 IP, 0 R)...In the Majors, has held lefties to a .211 AVG/.567 OPS (0 HR) and righties to a .207 AVG/.625 OPS (3 HR)...His changeup had a whiff rate of 49.7% in 2022 (3rd in MLB, min. 50 PA) and 50.9% in 2023 (2nd in MLB, min. 50 PA)...Named a 2021 MiLB.com Organizational All-Star...Pitched for Salt River in the Arizona Fall League in 2019...Missed the entire 2016 season recovering from left elbow surgery...**2024:** Missed the entire season recovering from Tommy John surgery...**PERSONAL:** Attended the Carlos Beltrán Baseball Academy.

YEAR	CLUB	W-L	ERA	G	GS	SV	IP	H	R	ER	HR	HB	BB	SO	SO/9	WHIP	AVG
2015	GCL Twins (R)	0-2	4.12	6	6	0	19.2	16	9	9	0	1	9	17	7.78	1.27	.219
2016																	
2017	Elizabethton (R)	3-1	0.36	11	0	0	24.2	12	2	1	1	0	6	45	16.42	0.73	.145
2018	Cedar Rapids (A)	3-2	2.03	22	1	4	44.1	25	11	10	1	1	27	70	14.21	1.17	.169
	Fort Myers (A+)	6-1	2.56	15	0	4	31.2	20	10	9	1	3	8	37	10.52	0.88	.179
2019	GCL Twins (R)	0-0	0.00	3	0	0	3.1	2	0	0	0	0	2	5	13.50	1.20	.167
	Pensacola (AA)	2-2	4.98	20	0	0	34.1	27	19	19	3	4	23	50	13.11	1.46	.220
2020																	
2021	Wichita (AA)	2-1	1.91	20	0	2	37.2	14	8	3	0	0	14	64	15.29	0.74	.112
	St. Paul (AAA)	2-1	3.03	15	0	1	29.2	14	11	10	3	3	18	45	13.65	1.08	.140
	MINNESOTA	0-0	7.88	5	0	0	8.0	9	7	7	0	0	7	10	11.25	2.00	.290
2022	St. Paul (AAA)	1-2	6.00	20	0	0	24.0	25	16	16	2	2	14	43	16.13	1.63	.260
	MINNESOTA	0-1	2.21	31	0	1	40.2	25	11	10	0	0	18	54	11.95	1.06	.172
2023	St. Paul (AAA)	0-0	1.08	6	0	1	8.1	7	1	1	0	0	9	8	8.89	1.92	.233
	MINNESOTA	2-2	5.31	43	0	0	42.1	35	27	25	3	0	27	48	10.20	1.46	.226
2024																	
Major League Totals		2-3	4.15	79	0	1	91.0	69	45	42	3	0	52	112	11.08	1.33	.208
Minor League Totals		19-12	2.90	138	7	12	257.2	162	87	83	14	14	130	384	13.41	1.13	.180

Player Development

Minor League Players, Continued

MULLINS, Hayden Christopher

LHP

HT: 6-0; **BATS:** Left; **THROWS:** Left; **BORN:** 9/14/2000 in Gallatin, TN; **SIGNED BY:** Danny Watkins; **ACQUIRED:** Red Sox 13th pick (12th round, 369th overall) in the 2022 First-Year Player Draft.

CAREER: Missed most of the 2023 season recovering from Tommy John surgery (reinstated from the IL on 8/27/23)...**2024:** Ranked 5th among BOS minor leaguers with 118 SO...Led High-A Greenville pitchers in strikeouts and innings (89.0)...**PERSONAL:** Pitched for Auburn University (2020-22)...Graduated from Hendersonville High School (TN).

YEAR	CLUB	W-L	ERA	G	GS	SV	IP	H	R	ER	HR	HB	BB	SO	SO/9	WHIP	AVG
2023	FCL Red Sox (R)	0-1	3.38	2	2	0	2.2	0	1	1	0	0	2	7	23.63	0.75	.000
	Salem (A)	0-1	7.36	2	2	0	3.2	1	3	3	0	1	3	8	19.64	1.09	.083
2024	Greenville (A+)	4-5	3.94	22	17	0	89.0	73	47	39	10	10	42	118	11.93	1.29	.223
Minor League Totals		4-7	4.06	26	21	0	95.1	74	51	43	10	11	47	133	12.56	1.27	.212

MUSETT, Andruw Jones

C/1B

HT: 5-10; **BATS:** Right; **THROWS:** Right; **BORN:** 11/21/2005 in Barquisimeto, Lara, VZ; **SIGNED BY:** Ernesto Gomez, Rolando Pino, and Eddie Romero; **ACQUIRED:** Signed as an international free agent, 1/15/2023.

CAREER: Has made 64 starts at catcher, 27 at 1B, and 15 as the DH...Has thrown out 47 of 131 runners attempting to steal (35.9%).

YEAR	CLUB	AVG	G	AB	R	H	2B	3B	HR	RBI	SH	HBP	BB	SO	SB	CS	OBP	SLG	OPS
2023	DSL Red Sox (R)	.289	44	128	23	37	5	1	3	23	0	4	30	23	1	0	.433	.414	.847
2024	FCL Red Sox (R)	.255	46	137	25	35	8	0	2	20	0	3	30	23	1	1	.395	.358	.753
	Salem (A)	.200	17	60	5	12	2	0	0	7	0	2	9	19	0	0	.319	.233	.552
Minor League Totals		.258	107	325	53	84	15	1	5	50	0	9	69	65	2	1	.397	.357	.754

NEELY, Brandon James

RHP

HT: 6-3; **BATS:** Right; **THROWS:** Right; **BORN:** 7/8/2003 in Jacksonville, FL; **SIGNED BY:** Dante Ricciardi; **ACQUIRED:** Red Sox 3rd pick (3rd round, 86th overall) in the 2024 First-Year Player Draft.

PERSONAL: Pitched for 3 seasons at the University of Florida (2022-24)...Named to the NCAA Regional All-Tournament Team in 2023 (Gainesville) and 2024 (Stillwater)...Named to the 2022 Freshman All-SEC Team, 2023 All-SEC First Team, and 2024 SEC Academic Honor Roll...Also named to the 2023 NCBWA All-America Second Team...Pitched for the 2023 USA Baseball Collegiate National Team...Attended Spruce Creek High School (FL).

NEWCOMB, Sean William - Non-Roster Invitee

LHP

HT: 6-5; **BATS:** Left; **THROWS:** Left; **BORN:** 6/12/1993 in Brockton, MA; **SIGNED BY:** Nick Gorneault (Angels); **ACQUIRED:** Signed as a minor league free agent, 1/14/2025.

CAREER: Has pitched in the Majors in each of the last 8 years...Originally signed by the Angels as a first-round selection in the 2014 First-Year Player Draft...Came 1 strike away from a no-hitter on 7/28/18 vs. LAD (Chris Taylor, 2-strike, 2-out single in the top of the 9th inning)...Made 6 postseason appearances for Atlanta from 2018-19 posting a 1.08 ERA (8.1 IP/2 ER)...Acquired by the Cubs in exchange for RHP Jesse Chavez and cash on 4/21/22...Signed with SF as a minor league free agent on 2/6/23 before being traded to OAK where he pitched during the 2023-24 seasons...**2024:** Started the season on the 60-Day IL with left knee inflammation before making 7 relief appearances in June with Oakland...**PERSONAL:** Graduated from Middleborough High School (MA)...Pitched for 3 seasons at University of Hartford where he was named an America East All-Conference First Team selection in 2013 and 2014...Pitched for the Wareham Gatemen in the 2012 and 2013 Cape Cod League seasons.

YEAR	CLUB	W-L	ERA	G	GS	SV	IP	H	R	ER	HR	HB	BB	SO	SO/9	WHIP	AVG
2014	ACL Angels (R)	0-0	3.00	2	2	0	3.0	3	1	1	1	0	1	3	9.00	1.33	.273
	Burlington (A)	0-1	6.94	4	4	0	11.2	13	9	9	1	0	5	15	11.57	1.54	.289
2015	Burlington (A)	1-0	1.83	7	7	0	34.1	25	9	7	1	1	19	45	11.80	1.28	.208
	Inland Empire (A+)	6-1	2.47	13	13	0	65.2	50	22	18	2	1	33	84	11.51	1.26	.207
	Arkansas (AA)	2-2	2.75	7	7	0	36.0	22	12	11	2	1	24	39	9.75	1.28	.176
2016	Mississippi (AA)	8-7	3.86	27	27	0	140.0	113	62	60	4	7	71	152	9.77	1.31	.224
2017	Gwinnett (AAA)	3-3	2.97	11	11	0	57.2	45	23	19	3	1	33	74	11.55	1.35	.212
	ATLANTA	4-9	4.32	19	19	0	100.0	100	51	48	10	6	57	108	9.72	1.57	.260
2018	ATLANTA	12-9	3.90	31	30	0	164.0	137	74	71	18	1	81	160	8.78	1.33	.226
2019	Gwinnett (AAA)	2-1	2.18	4	3	0	20.2	14	5	5	1	0	5	20	8.71	0.92	.192
2019	ATLANTA	6-3	3.16	55	4	1	68.1	61	28	24	8	3	29	65	8.56	1.32	.236
2020	ATLANTA	0-2	11.20	4	4	0	13.2	20	17	17	4	3	6	10	6.59	1.90	.333
2021	Gwinnett (AAA)	3-0	1.62	15	0	4	16.2	9	3	3	1	1	4	28	15.12	0.78	.153
2021	ATLANTA	2-0	4.73	32	0	1	32.1	28	17	17	1	2	27	43	11.97	1.70	.235
2022	Iowa (AAA)	1-1	3.38	12	1	1	24.0	12	10	9	1	2	18	31	11.63	1.25	.148
	ATLANTA	0-0	7.20	3	0	0	5.0	7	4	4	1	0	4	4	7.20	2.20	.318
	CHICAGO-NL	2-1	9.13	17	1	0	22.2	26	24	23	7	0	15	24	9.53	1.81	.280
2023	San Jose (A)	1-0	3.00	2	0	0	3.0	2	1	1	0	0	0	5	15.00	0.67	.167
	Sacramento (AAA)	0-1	3.16	18	2	0	31.1	24	12	11	2	1	20	40	11.49	1.40	.222
	OAKLAND	1-1	3.00	7	2	0	15.0	8	5	5	1	2	9	17	10.20	1.13	.160
2024	ACL Athletics (R)	0-0	0.00	1	1	0	1.0	0	0	0	0	0	0	2	18.00	0.00	.000
	Las Vegas (AAA)	0-0	3.60	3	0	0	5.0	6	2	2	0	0	4	4	7.20	2.00	.316
	OAKLAND	1-0	6.30	7	0	0	10.0	9	7	7	2	1	8	7	6.30	1.70	.257
Major League Totals		28-25	4.51	175	60	2	431.0	396	227	216	52	18	236	438	9.15	1.47	.243
Minor League Totals		27-17	3.12	126	78	5	450.0	338	171	156	19	15	237	542	10.84	1.28	.209

Minor League
Players

Minor League Players, Continued

NORIA, Franyer Emir

INF/OF

HT: 5-10; **BATS:** Right; **THROWS:** Right; **BORN:** 9/24/2004 in Caracas, Distrito Capital, VZ; **SIGNED BY:** Angel Escobar and Rolando Pino; **ACQUIRED:** Signed as an international free agent, 1/15/2022.

CAREER: Has made 57 starts in the infield (3B-31, 2B-26) and 36 in the outfield (LF-17, CF-17, RF-2).

YEAR	CLUB	AVG	G	AB	R	H	2B	3B	HR	RBI	SH	HBP	BB	SO	SB	CS	OBP	SLG	OPS
2022	DSL Red Sox (R)	.299	34	97	21	29	5	2	0	11	1	1	15	24	9	0	.398	.392	.790
2023	DSL Red Sox (R)	.221	42	131	23	29	7	1	0	15	0	7	14	15	6	4	.327	.290	.617
2024	FCL Red Sox (R)	.277	42	83	20	23	1	1	0	13	0	7	21	22	11	3	.455	.313	.768
Minor League Totals		.260	118	311	64	81	13	4	0	39	1	15	50	61	26	7	.386	.328	.714

NUÑEZ, Cristian Junior

RHP

HT: 6-5; **BATS:** Right; **THROWS:** Right; **BORN:** 10/22/2002 in La Vega, DR; **SIGNED BY:** Alberto Mejia, Rolando Pino; **ACQUIRED:** Signed as an international free agent, 11/12/2021.

2024: Missed the entire season on the 60-Day Injured List.

YEAR	CLUB	W-L	ERA	G	GS	SV	IP	H	R	ER	HR	HB	BB	SO	SO/9	WHIP	AVG
2022	DSL Red Sox (R)	3-0	1.11	11	9	0	32.1	19	7	4	0	7	12	32	8.91	0.96	.174
2023	FCL Red Sox (R)	1-1	6.23	7	5	0	17.1	17	13	12	1	4	8	17	8.83	1.44	.262
	Salem (A)	0-1	5.29	5	3	0	17.0	17	10	10	1	4	4	14	7.41	1.24	.270
Minor League Totals		4-2	3.51	23	17	0	66.2	53	30	26	2	15	24	63	8.51	1.16	.224

NUNEZ, Starlyn

INF

HT: 6-0; **BATS:** Switch; **THROWS:** Right; **BORN:** 10/10/2005 in San Pedro de Macoris, DR; **SIGNED BY:** Juan Carlos Calderon and Alberto Mejia; **ACQUIRED:** Signed as an international free agent, 1/15/2023.

CAREER: Has made 51 starts at 3B, 22 at 2B, and 4 at SS.

YEAR	CLUB	AVG	G	AB	R	H	2B	3B	HR	RBI	SH	HBP	BB	SO	SB	CS	OBP	SLG	OPS
2023	DSL Red Sox (R)	.325	49	194	32	63	12	3	4	34	0	4	17	29	7	5	.391	.479	.870
2024	FCL Red Sox (R)	.228	35	114	20	26	8	2	3	25	0	2	15	24	5	1	.321	.412	.733
Minor League Totals		.289	84	308	52	89	20	5	7	59	0	6	32	53	12	6	.364	.455	.819

O'DONNELL, Trennor Prescott

RHP

HT: 6-8; **BATS:** Right; **THROWS:** Right; **BORN:** 6/6/2001 in Dallas, TX; **SIGNED BY:** Alonzo Wright; **ACQUIRED:** Red Sox 10th pick (8th round, 238th overall) in the 2023 First-Year Player Draft.

PERSONAL: Attended Ball State University (2020-23)...Graduated from Southlake Carroll High School (TX)...Tossed a perfect game in his high school debut as a sophomore.

YEAR	CLUB	W-L	ERA	G	GS	SV	IP	H	R	ER	HR	HB	BB	SO	SO/9	WHIP	AVG
2024	Salem (A)	3-7	4.00	20	6	1	63.0	66	46	28	3	5	21	71	10.14	1.38	.257

OLDS, Christopher Wyatt (Wyatt)

RHP

HT: 6-0; **BATS:** Right; **THROWS:** Right; **BORN:** 8/5/1999 in Oklahoma City, OK; **SIGNED BY:** Lane Decker; **ACQUIRED:** Red Sox 7th pick (7th round, 196th overall) in the 2021 First-Year Player Draft.

2024: In 43 appearances (1 start) between Double-A Portland and Triple-A Worcester, posted a 6.09 ERA, .221 opponent AVG, and 12.52 SO/9.0 IP (78.1 IP, 53 ER, 64 H, 109 SO, 55 BB)...Led Red Sox minor league pitchers in appearances...**PERSONAL:** Pitched at the University of Oklahoma (2019-21)...Selected to the Big-12 All-Freshman Team in 2019...Attended McCloud High School (OK).

YEAR	CLUB	W-L	ERA	G	GS	SV	IP	H	R	ER	HR	HB	BB	SO	SO/9	WHIP	AVG
2021	FCL Red Sox (R)	0-0	0.00	1	0	0	1.0	1	0	0	0	0	1	1	9.00	2.00	.250
	Salem (A)	0-0	2.45	5	3	0	11.0	11	3	3	0	2	6	20	16.36	1.55	.268
2022	Greenville (A+)	4-9	6.01	26	25	0	106.1	106	80	71	9	27	59	130	11.00	1.55	.260
	Portland (AA)	0-0	3.86	1	1	0	4.2	2	2	2	0	1	5	3	5.79	1.50	.167
2023	FCL Red Sox (R)	1-2	5.40	5	4	0	20.0	23	12	12	1	2	5	21	9.45	1.40	.291
	Portland (AA)	0-7	8.47	23	8	0	45.2	42	45	43	4	13	47	54	10.64	1.95	.243
2024	Portland (AA)	1-2	5.03	26	1	1	53.2	38	34	30	5	11	30	74	12.41	1.27	.193
	Worcester (AAA)	3-2	8.39	17	0	1	24.2	26	24	23	4	5	25	35	12.77	2.07	.280
Minor League Totals		9-22	6.20	104	42	2	267.0	249	200	184	23	61	178	338	11.39	1.60	.247

ORTIZ, D'Angelo

3B

HT: 6-1; **BATS:** Right; **THROWS:** Right; **BORN:** 7/10/2004 in Miami, FL; **SIGNED BY:** Willie Romay; **ACQUIRED:** Red Sox 19th pick (19th round, 567th overall) in the 2024 First-Year Player Draft.

PERSONAL: Played at Miami Dade College (2023-24)...Attended Westminster Christian School (FL)...In the summer, played for the Brockton Rox (Brockton, MA) of the Futures Collegiate League in 2022 and 2024; in 2022, was teammates with the sons of Manny Ramirez, Pedro Martinez, Keith Foulke, and Gary Sheffield...Is the son of Hall of Famer David Ortiz.

Minor League Players, Continued

OTTAVINO, Adam Robert - Non-Roster Invitee

RHP

HT: 6-5; **BATS:** Switch; **THROWS:** Right; **BORN:** 11/22/1985 in New York, NY; **SIGNED BY:** Kobe Perez (Cardinals); **ACQUIRED:** Signed as a minor league free agent, 2/18/2025.

CAREER: Has pitched in 724 Major League games (3 starts), posting a 3.49 ERA (288 ER/743.0 IP) with 46 saves for the Cardinals (2010), Rockies (2012-18), Yankees (2019-20), Red Sox (2021), and Mets (2022-24)...Ranks 6th among active players in games pitched and 4th in relief strikeouts (850)...Has pitched in at least 60 games in each of the last seven 162-game seasons (2017-19, 2021-24), ranking T-2nd in the Majors with 496 appearances during that span...From 2018-2023, 292 of his 393 appearances were scoreless, the most such outings in the Majors over the span...His 198 career holds lead all active pitchers...Has appeared in 18 career postseason games, including allowing 1 earned run over 5 playoff games with the Red Sox in 2021...Pitched in a team-leading 69 games for the Red Sox during 2021, recording 11 saves and 22 holds with a 4.21 ERA (29 ER/62.0 IP)...**2024:** Appeared in 60 games for the Mets, finishing with 15 holds...Pitched in 3 games for the Toros del Este of the Dominican Winter League... **PERSONAL:** Graduated from Berkeley Carroll High School (NY)...Pitched collegiately at Northeastern University in Boston...Is the 2nd-highest draft pick in school history behind only Carlos Peña (10th overall in 1998)...Pitched against the Sox in the annual exhibition against Northeastern as a freshman (1.2 IP on 3/5/04) and junior (1.0 IP on 3/3/06)...Pitched for Team Italy at the 2009 World Baseball Classic and for Team USA at the 2023 event...He and his wife, Brette, have two daughters, Bradley and Oakley, and a son, Archer.

YEAR	CLUB	W-L	ERA	G	GS	SV	IP	H	R	ER	HR	HB	BB	SO	SO/9	WHIP	AVG
2006	State College (A-)	2-2	3.14	6	6	0	28.2	23	12	10	1	1	13	26	8.16	1.26	.211
	Quad Cities (A)	2-3	3.44	8	8	0	36.2	28	21	14	3	4	19	38	9.33	1.28	.211
2007	Palm Beach (A+)	12-8	3.08	27	27	0	143.1	130	63	49	10	8	63	128	8.04	1.35	.239
2008	Springfield (AA)	3-7	5.23	24	24	0	115.1	133	75	67	16	10	52	96	7.49	1.60	.291
2009	Memphis (AAA)	7-12	4.75	27	27	0	144.0	141	80	76	12	10	82	119	7.44	1.55	.261
2010	Memphis (AAA)	5-3	3.97	9	9	0	47.2	43	23	21	5	3	12	43	8.12	1.15	.239
2010	ST. LOUIS	0-2	8.46	5	3	0	22.1	37	21	21	5	0	9	12	4.84	2.06	.370
2011	Memphis (AAA)	7-8	4.85	26	25	0	141.0	154	85	76	14	9	71	120	7.66	1.60	.284
2012	Colorado Springs (AAA)	0-0	3.20	13	0	0	19.2	22	8	7	2	0	7	25	11.44	1.47	.268
2012	COLORADO	5-1	4.56	53	0	0	79.0	76	42	40	9	1	34	81	9.23	1.39	.253
2013	COLORADO	1-3	2.64	51	0	0	78.1	73	27	23	5	2	31	78	9.96	1.33	.250
2014	COLORADO	1-4	3.60	75	0	1	65.0	67	26	26	6	4	16	70	8.69	1.28	.271
2015	COLORADO	1-0	0.00	10	0	3	10.1	3	0	0	0	1	2	13	11.32	0.48	.094
2016	Modesto (A+)	0-0	6.75	4	0	1	2.2	6	2	2	0	0	2	6	20.25	3.00	.429
2016	Albuquerque (AAA)	0-1	4.76	6	0	0	5.2	2	3	3	1	0	3	6	9.53	0.88	.111
2016	COLORADO	1-3	2.67	34	0	7	27.0	18	9	8	3	2	7	35	11.67	0.93	.184
2017	COLORADO	2-3	5.06	63	0	0	53.1	48	30	30	8	4	39	63	10.63	1.63	.244
2018	COLORADO	6-4	2.43	75	0	6	77.2	41	25	21	5	6	36	112	12.98	0.99	.158
2019	NEW YORK-AL	6-5	1.90	73	0	2	66.1	47	17	14	5	2	40	88	11.94	1.31	.198
2020	NEW YORK-AL	2-3	5.89	24	0	0	18.1	20	12	12	2	1	9	25	12.27	1.58	.270
2021	RED SOX	7-3	4.21	69	0	11	62.0	55	31	29	5	7	35	71	10.31	1.45	.239
2022	NEW YORK-NL	6-3	2.06	66	0	3	65.2	48	15	15	6	5	16	79	10.83	0.97	.204
2023	NEW YORK-NL	1-7	3.21	66	0	12	61.2	46	24	22	7	8	29	62	9.05	1.22	.208
2024	NEW YORK-NL	2-2	4.34	60	0	1	56.0	49	29	27	6	7	23	70	11.25	1.29	.230
Major League Totals		41-43	3.49	724	3	46	743.0	628	308	288	72	50	326	859	10.41	1.28	.230
Red Sox Totals		7-3	4.21	69	0	11	62.0	55	31	29	5	7	35	71	10.31	1.45	.239
Minor League Totals		38-44	4.27	150	126	1	684.2	682	372	325	64	45	324	607	7.98	1.47	.260

PAEZ, Jedixson JoseRHP

HT: 6-1; **BATS:** Right; **THROWS:** Right; **BORN:** 1/17/2004 in Tinaquillo, Cojedes, VZ; **SIGNED BY:** Alberto Mejia and Eddie Romero; **ACQUIRED:** Signed as an international free agent, 1/15/2021.

2024: In 22 games (15 starts) between Single-A Salem and High-A Greenville, posted a 3.17 ERA (34 ER/96.2 IP) with 113 SO and only 12 BB...Among Red Sox minor leaguers with at least 50.0 IP, ranked 1st in BB/9.0 IP (1.12) and SO/BB ratio (9.42)...Named Red Sox Minor League Starting Pitcher of the Month for June.

YEAR	CLUB	W-L	ERA	G	GS	SV	IP	H	R	ER	HR	HB	BB	SO	SO/9	WHIP	AVG
2021	DSL Red Sox (R)	2-1	2.86	13	13	0	50.1	43	18	16	5	3	9	49	8.76	1.03	.228
2022	FCL Red Sox (R)	5-2	3.63	13	10	0	57.0	52	26	23	2	1	13	49	7.74	1.14	.239
2023	Salem (A)	5-5	3.31	18	16	0	84.1	73	37	31	6	6	12	73	7.79	1.01	.230
2024	Salem (A)	1-1	2.53	7	5	0	32.0	36	13	9	1	0	4	35	8.84	1.25	.283
	Greenville (A+)	4-3	3.48	15	7	0	64.2	60	27	25	10	3	8	78	10.86	1.05	.245
Minor League Totals		17-12	3.25	66	51	0	288.1	264	121	104	25	13	46	284	8.86	1.08	.241

POLANCO, Eybersson Jesus

RHP

HT: 6-0; **BATS:** Right; **THROWS:** Right; **BORN:** 9/3/2003 in Lagunillas, Zulia, VZ; **SIGNED BY:** Carlos Ocano, Rolando Pino; **ACQUIRED:** Signed as an international free agent, 7/7/2021.

CAREER: Named the Red Sox' 2022 Latin Program Pitcher of the Year...Named a 2022 DSL Mid-Season All-Star...Allowed 10 ER over 3.1 IP on 7/3/23 vs. the FCL Pirates, but has posted a 2.04 ERA (18 ER/79.1 IP) in his other 19 professional outings.

YEAR	CLUB	W-L	ERA	G	GS	SV	IP	H	R	ER	HR	HB	BB	SO	SO/9	WHIP	AVG
2022	DSL Red Sox (R)	2-1	1.78	12	12	0	50.2	31	10	10	0	2	17	50	8.88	0.95	.179
2023	FCL Red Sox (R)	0-2	5.06	8	7	0	32.0	36	22	18	3	3	15	22	6.19	1.59	.288
2024																	
Minor League Totals		2-3	3.05	20	19	0	82.2	67	32	28	3	5	32	72	7.84	1.20	.225

Minor League
Players

Minor League Players, Continued

RAVELO, Luis Manuel

INF

HT: 6-1; **BATS:** Switch; **THROWS:** Right; **BORN:** 11/5/2003 in Santo Domingo, DR; **SIGNED BY:** Manny Nanita and Eddie Romero; **ACQUIRED:** Signed as an international free agent, 1/15/2021.

CAREER: Entered 2023 ranked as a top Red Sox prospect by *Baseball America* (No. 30) and MLB.com (No. 28)...Has made 182 starts at SS, 84 at 2B, and 5 at 3B...In 2023, led Single-A Salem in RBI (47), hits (83), and BB (51).

YEAR	CLUB	AVG	G	AB	R	H	2B	3B	HR	RBI	SH	HBP	BB	SO	SB	CS	OBP	SLG	OPS
2021	DSL Red Sox (R)	.243	43	144	20	35	4	2	1	13	0	2	19	22	0	1	.333	.319	.652
2022	FCL Red Sox (R)	.187	31	107	19	20	1	2	0	6	1	0	17	31	6	3	.298	.234	.532
	Salem (A)	.240	7	25	4	6	1	0	1	6	0	1	2	8	0	0	.321	.400	.721
2023	Salem (A)	.217	108	383	48	83	15	0	6	47	0	4	51	126	6	6	.311	.303	.614
2024	Greenville (A+)	.225	85	307	30	69	14	2	4	33	0	5	32	81	1	1	.305	.322	.627
	Portland (AA)	.205	14	44	7	9	0	0	0	5	0	1	7	9	0	0	.327	.205	.532
Minor League Totals		.220	288	1010	128	222	35	6	12	110	1	13	128	277	13	11	.312	.302	.614

RIEMER, Justin Daniel

INF

HT: 6-0; **BATS:** Right; **THROWS:** Right; **BORN:** 2/6/2002 in Arlington, VA; **SIGNED BY:** Matt Davis; **ACQUIRED:** Red Sox 6th pick (4th round comp., 133rd overall) in the 2023 First-Year Player Draft.

2024: Began the season on the 60-Day Injured List...Appeared in 10 rehab games in the Florida Complex League before being reinstated on 7/27...Made 20 starts at SS and 14 at 2B...**PERSONAL:** Attended Wright State University (2021-23)...Graduated from St. John's College High School (VA).

YEAR	CLUB	AVG	G	AB	R	H	2B	3B	HR	RBI	SH	HBP	BB	SO	SB	CS	OBP	SLG	OPS
2024	FCL Red Sox (R)	.296	10	27	6	8	1	1	0	4	0	0	10	5	1	0	.462	.407	.869
	Greenville (A+)	.240	28	100	21	24	4	0	0	3	0	7	19	24	8	0	.397	.280	.677
Minor League Totals		.252	38	127	27	32	5	1	0	7	0	7	29	29	9	0	.412	.307	.719

RIVERA, Eduardo Yael

LHP

HT: 6-7; **BATS:** Left; **THROWS:** Left; **BORN:** 6/13/2003 in San Juan, PR; **SIGNED BY:** Ruben Escalera; **ACQUIRED:** Signed as a minor league free agent, 6/8/2024.

CAREER: Selected by OAK in the 11th round of the 2021 First-Year Player Draft out of Colegio C.A.D.E.S.T...Has pitched for Santurce in the Puerto Rican Winter League in each of the last 2 off-seasons...**2024:** Released by OAK on 5/20 and signed by BOS on 6/8...For 4 teams between the A's and Red Sox systems, posted a combined 4.35 ERA (20 ER/41.1 IP) with only 1 HR allowed in 18 games (7 starts)...Following the season, posted a 1.15 ERA (5 ER/39.0 IP) with 56 SO in 11 games (7 starts) for Santurce.

YEAR	CLUB	W-L	ERA	G	GS	SV	IP	H	R	ER	HR	HB	BB	SO	SO/9	WHIP	AVG
2021	ACL Athletics (R)	0-0	0.00	1	1	0	1.0	0	0	0	0	0	0	1	9.00	0.00	.000
2022	ACL Athletics (R)	0-0	3.29	8	3	0	13.2	15	7	5	0	0	11	22	14.49	1.90	.263
2023	Stockton (A)	2-7	5.35	16	12	0	69.0	67	48	41	3	6	44	75	9.78	1.61	.252
2024	Stockton (A)	0-0	0.00	4	0	2	2.2	1	0	0	0	0	0	3	10.13	0.38	.111
	Lansing (A+)	0-1	11.88	4	2	0	8.1	11	13	11	0	0	10	8	8.64	2.52	.314
	FCL Red Sox (R)	1-1	4.70	4	1	1	7.2	10	6	4	0	0	2	8	9.39	1.57	.303
	Salem (A)	0-1	1.99	6	4	0	22.2	14	10	5	1	1	7	30	11.91	0.93	.175
Minor League Totals		3-10	4.75	43	23	3	125.0	118	84	66	4	7	74	147	10.58	1.54	.244

RIVERA, Erik Manuelle

LHP

HT: 6-2; **BATS:** Left; **THROWS:** Left; **BORN:** 4/2/2001 in Caguas, PR; **SIGNED BY:** Ralph Reyes (Angels); **ACQUIRED:** Signed as a minor league free agent, 2/17/2025.

CAREER: Selected by LAA in the fourth round of the 2019 First-Year Player Draft out of Puerto Rico Baseball Academy...**2024:** Appeared in 10 games for the High-A Tri City before being released by LAA on 7/29...Following the season, posted a 1.04 ERA (2 ER/17.1 IP) with 21 SO in 16 games for Leones de Ponce of the Puerto Rican Winter League.

YEAR	CLUB	W-L	ERA	G	GS	SV	IP	H	R	ER	HR	HB	BB	SO	SO/9	WHIP	AVG
2020																	
2021	Inland Empire (A)	0-0	0.00	1	1	0	3.1	1	0	0	0	1	1	6	16.20	0.60	.091
2022																	
2023	ACL Angels (R)	0-1	6.75	5	4	0	6.2	3	5	5	0	1	13	11	14.85	2.40	.136
2023	Tri-City (A+)	0-0	0.00	2	2	0	4.1	4	0	0	0	0	2	5	10.38	1.38	.267
2024	Tri-City (A+)	0-1	3.31	10	8	0	35.1	29	17	13	5	1	20	39	9.93	1.39	.213
Minor League Totals		0-2	3.26	18	15	0	49.2	37	22	18	5	3	36	61	11.05	1.47	.201

RODRIGUEZ, Gerardo Rafael

C

HT: 5-10; **BATS:** Right; **THROWS:** Right; **BORN:** 12/8/2005 in Caracas, Distrito Capital, VZ; **SIGNED BY:** Cesar Morillo and Rolando Pino; **ACQUIRED:** Signed as an international free agent, 1/15/2023.

2024: Made 16 starts at catcher, 5 in LF, and 2 at 1B...Also played 1 game at 3B (2.0 innings)...Threw out 13 of 35 runners attempting to steal (37.1%).

YEAR	CLUB	AVG	G	AB	R	H	2B	3B	HR	RBI	SH	HBP	BB	SO	SB	CS	OBP	SLG	OPS
2023	DSL Red Sox (R)	.346	38	127	26	44	9	0	3	25	0	1	8	13	4	1	.390	.488	.878
2024	FCL Red Sox (R)	.259	24	54	15	14	1	0	1	7	0	0	16	12	3	1	.429	.333	.762
	Salem (A)	.381	7	21	2	8	0	0	0	1	0	0	1	0	0	0	.409	.381	.790
Minor League Totals		.327	69	202	43	66	10	0	4	33	0	1	25	25	7	2	.404	.436	.840

Minor League Players, Continued

RODRIGUEZ, Williams Jose

RHP

HT: 6-2; **BATS:** Right; **THROWS:** Right; **BORN:** 11/3/2005 in Barquisimeto, Lara, VZ; **SIGNED BY:** Ernesto Gomez and Rolando Pino; **ACQUIRED:** Signed as an international free agent, 1/15/2023.

2024: Named Florida Complex League Pitcher of the Month for July.

YEAR	CLUB	W-L	ERA	G	GS	SV	IP	H	R	ER	HR	HB	BB	SO	SO/9	WHIP	AVG
2023	DSL Red Sox Red (R)	1-2	2.75	10	10	0	36.0	34	17	11	4	1	10	28	7.00	1.22	.254
2024	FCL Red Sox (R)	2-0	3.82	12	4	0	30.2	24	16	13	1	2	11	30	8.80	1.14	.216
Minor League Totals		3-2	3.24	22	14	0	66.2	58	33	24	5	3	21	58	7.83	1.19	.237

ROGERS, Dalton Thomas

LHP

HT: 5-11; **BATS:** Right; **THROWS:** Left; **BORN:** 1/18/2001 in Brandon, MS; **SIGNED BY:** Danny Watkins; **ACQUIRED:** Red Sox 4th pick (3rd round, 99th overall) in the 2022 First-Year Player Draft.

CAREER: Entered 2023 ranked as a top Red Sox prospect by *Baseball America* (No. 29) and MLB.com (No. 25)...Named a 2023 Red Sox MiLB.com All-Star...Named South Atlantic League Player of the Week on 6/18/23...

PERSONAL: Pitched for Southern Mississippi University (2022), Jones College (2021), and Southeastern Louisiana University (2020)...Graduated from Northwest Rankin High School (MS).

YEAR	CLUB	W-L	ERA	G	GS	SV	IP	H	R	ER	HR	HB	BB	SO	SO/9	WHIP	AVG
2022	FCL Red Sox (R)	0-0	9.00	2	0	0	2.0	2	2	2	0	0	2	3	13.50	2.00	.286
2023	Salem (A)	0-1	2.49	6	6	0	21.2	11	7	6	0	0	13	38	15.78	1.11	.139
	Greenville (A+)	2-6	5.52	17	17	0	75.0	66	49	46	7	2	48	102	12.24	1.52	.238
2024	Greenville (A+)	2-7	5.12	21	19	0	82.2	83	63	47	4	2	50	89	9.69	1.61	.252
Minor League Totals		4-14	5.01	46	42	0	181.1	162	121	101	11	4	113	232	11.51	1.52	.234

ROMERO, Michael Lorenzo (Mikey)

INF

HT: 6-1; **BATS:** Left; **THROWS:** Right; **BORN:** 1/12/2004 in San Diego, CA; **SIGNED BY:** JJ Altobelli; **ACQUIRED:** Red Sox 1st pick (1st round, 24th overall) in the 2022 First-Year Player Draft.

CAREER: Enters 2025 ranked as a top 20 Red Sox prospect by MLB.com (No. 12) and *Baseball America* (No. 18)...Has made 79 starts at SS, 34 at 2B, and 18 at DH...**2024:** In 78 games with the Florida Complex League Red Sox, High-A Greenville, and Double-A Portland, hit .271 with an .821 OPS (91-for-336, 24 2B, 4 3B, 16 HR)...Ranked 5th among BOS minor leaguers in XBH (44)...Named South Atlantic League Player of the Month for July and Player of the Week for 7/29-8/4...In 19 games from 7/10-8/14, batted .413 with a 1.304 OPS (33-for-80, 20 R, 10 2B, 8 HR, 23 RBI, 7 BB)...Was on the Injured List from 4/5-5/13 and 8/7-13...**PERSONAL:** Graduated from Orange Lutheran High School (CA)...Became the 3rd player from Orange Lutheran to be selected in the 1st round of the First-Year Player Draft, joining Gerrit Cole (2008 by NYY, did not sign) and Cole Winn (2018 by TEX)...Sisters, Sierra and Sydney, played softball at the University of Michigan and the University of Oklahoma, respectively...Both were named First-Team All-Americans by the National Fastpitch Coaches Association and selected in the top 3 picks of the National Pro Fastpitch Draft, playing together professionally for the USSSA Florida Pride.

YEAR	CLUB	AVG	G	AB	R	H	2B	3B	HR	RBI	SH	HBP	BB	SO	SB	CS	OBP	SLG	OPS
2022	FCL Red Sox (R)	.250	10	36	5	9	3	0	1	6	0	0	7	4	1	0	.372	.417	.789
	Salem (A)	.349	9	43	6	15	4	3	0	11	0	0	1	11	1	0	.364	.581	.945
2023	FCL Red Sox (R)	.250	8	24	4	6	1	0	0	4	0	0	5	4	0	0	.379	.292	.671
	Salem (A)	.217	23	92	11	20	4	2	0	9	0	1	9	17	2	3	.288	.304	.592
	Greenville (A+)	.100	3	10	0	1	0	0	0	0	0	0	0	4	0	0	.100	.100	.200
2024	FCL Red Sox (R)	.455	3	11	3	5	1	0	0	1	0	1	0	1	0	0	.500	.545	1.045
	Greenville (A+)	.271	59	255	40	69	20	4	10	40	0	3	16	58	1	0	.319	.498	.817
	Portland (AA)	.243	16	70	11	17	3	0	6	12	0	0	2	25	0	0	.257	.543	.800
Minor League Totals		.262	131	541	80	142	36	9	17	83	0	5	40	124	5	3	.316	.457	.773

ROSARIO, Ronald Daniel

C

HT: 6-0; **BATS:** Right; **THROWS:** Right; **BORN:** 1/1/2003 in Palo Negro, Aragua, VZ; **SIGNED BY:** Alex Requena and Eddie Romero; **ACQUIRED:** Signed as an international free agent, 7/2/2019.

CAREER: Has thrown out 62 of 340 (18.2%) runners attempting to steal...**2024:** Led High-A Greenville in games played (99), RBI (63), and hits (95)...Made 80 starts at catcher and 19 as the DH.

YEAR	CLUB	AVG	G	AB	R	H	2B	3B	HR	RBI	SH	HBP	BB	SO	SB	CS	OBP	SLG	OPS
2021	DSL Red Sox (R)	.500	6	16	4	8	1	0	1	5	0	0	4	1	0	0	.600	.750	1.350
2022	FCL Red Sox (R)	.244	20	41	5	10	2	0	0	5	0	3	7	11	0	0	.392	.293	.685
2023	Salem (A)	.250	17	56	10	14	5	1	1	11	0	2	12	22	0	0	.389	.429	.818
	Greenville (A+)	.260	62	215	35	56	12	2	3	33	0	2	27	74	1	0	.344	.377	.721
2024	Greenville (A+)	.244	99	390	43	95	19	1	8	63	0	2	32	82	2	1	.302	.359	.661
Minor League Totals		.255	204	718	97	183	39	4	13	117	0	9	82	190	3	1	.335	.375	.710

Minor League
Players

Minor League Players, Continued

ROSE, Caden Allen

OF

HT: 5-11; **BATS:** Right; **THROWS:** Right; **BORN:** 10/7/2001 in Muscle Shoals, AL; **SIGNED BY:** Danny Watkins; **ACQUIRED:** Red Sox 9th pick (7th round, 208th overall) in the 2023 First-Year Player Draft.

2024: In 35 games between Single-A Salem and High-A Greenville, hit .232 with a .729 OPS (29-for-125, 7 2B, 1 3B, 4 HR)...Following the season, played in 26 games for Mesa in the Arizona Fall League (.224 AVG, .694 OPS, 2 HR)...**PERSONAL:** Attended the University of Alabama (2021-23)...Selected to the 2023 NCAA Tuscaloosa Regional All-Tournament Team...Named to the 2022 SEC All-Tournament Team...Earned SEC Academic Honor Roll honors in each of his 3 years at Alabama...Named to the 2023 CSC Academic All-District 4 Team...Played in the Cape Cod League for Hyannis (2021) and Wareham (2022)...Graduated from Bob Jones High School (AL).

YEAR	CLUB	AVG	G	AB	R	H	2B	3B	HR	RBI	SH	HBP	BB	SO	SB	CS	OBP	SLG	OPS
2024	Greenville (A+)	.187	25	91	15	17	1	1	4	16	0	3	7	33	0	0	.267	.352	.619
	Salem (A)	.353	10	34	12	6	0	0	7	0	3	5	10	3	1		.476	.529	1.005
Minor League Totals		.232	35	125	24	29	7	1	4	23	0	6	12	43	3	1	.329	.400	.729

ROSIER, Corey

OF

HT: 5-11; **BATS:** Left; **THROWS:** Right; **BORN:** 9/7/1999 in La Plata, MD; **ACQUIRED:** From the San Diego Padres with 1B Eric Hosmer, INF Max Ferguson and cash in exchange for LHP Jay Groomer, 8/2/2022.

CAREER: Has played in the SEA, SD, and BOS organizations...Selected by SEA in the 12th round of the 2021 First-Year Player Draft...Is 121-for-140 in stolen base attempts (86.4%)...Has made 175 starts in LF, 99 in RF, and 48 in CF...In 2023, led the Eastern League and finished 2nd among Sox minor leaguers with 49 stolen bases...Named Red Sox Minor League Baserunner of the Month for May and July of 2023...Played for Glendale in the 2023 Arizona Fall League...**PERSONAL:** Graduated from Riverside Baptist School (MD)...Played for the University of North Carolina at Greensboro (2021)...Played for Silver Spring-Takoma in the Cal Ripken Collegiate League in 2018 and 2019.

YEAR	CLUB	AVG	G	AB	R	H	2B	3B	HR	RBI	SH	HBP	BB	SO	SB	CS	OBP	SLG	OPS
2021	ACL Mariners (R)	.000	1	3	0	0	0	0	0	0	0	0	0	2	0	0	.000	.000	.000
	Modesto (A)	.390	31	118	31	46	8	3	3	23	0	1	18	20	13	3	.461	.585	1.046
2022	Fort Wayne (A+)	.263	85	308	69	81	7	8	6	37	3	6	54	68	33	4	.381	.396	.777
	Greenville (A+)	.163	23	80	8	13	6	0	1	4	0	1	11	31	7	1	.272	.275	.547
2023	Portland (AA)	.285	104	358	64	102	22	6	7	39	2	4	33	86	49	7	.349	.439	.788
	Worcester (AAA)	.282	12	39	6	11	3	0	0	2	0	1	4	10	0	1	.364	.359	.723
2024	Portland (AA)	.225	34	102	9	23	5	0	1	9	0	1	11	23	8	0	.302	.304	.606
	Worcester (AAA)	.177	54	164	18	29	4	2	2	16	0	1	20	45	11	3	.267	.262	.529
Minor League Totals		.260	344	1172	205	305	55	19	20	130	5	15	151	285	121	19	.349	.391	.740

SALAZAR, Kleyver Jesus

C/1B

HT: 6-1; **BATS:** Right; **THROWS:** Right; **BORN:** 5/1/2006 in Barcelona, Anzoategui, VZ; **SIGNED BY:** Ramon Mora and Rolando Pino; **ACQUIRED:** Signed as an international free agent, 1/15/2023.

2024: Made 23 starts at catcher, 16 at 1B, and 9 as the DH...Threw out 14 of 49 runners attempting to steal (28.6%).

YEAR	CLUB	AVG	G	AB	R	H	2B	3B	HR	RBI	SH	HBP	BB	SO	SB	CS	OBP	SLG	OPS
2023	DSL Red Sox (R)	.240	36	121	14	29	10	0	1	18	0	2	26	25	0	0	.377	.347	.724
2024	FCL Red Sox (R)	.226	49	155	22	35	7	2	4	31	0	1	25	40	2	1	.333	.374	.707
Minor League Totals		.232	85	276	36	64	17	2	5	49	0	3	51	65	2	1	.353	.362	.715

SANDLIN, David Eleck

RHP

HT: 6-4; **BATS:** Right; **THROWS:** Right; **BORN:** 2/21/2001 in St. Peters, MO; **SIGNED BY:** Bobby Shore; **ACQUIRED:** From the Kansas City Royals in exchange for RHP John Schreiber, 2/17/2024.

CAREER: Enters 2025 ranked by *Baseball America* as the Red Sox' No. 7 prospect and No. 2 pitching prospect...Also rated by *BA* as having the organization's best slider...Selected by KC in the 11th round of the 2022 First-Year Player Draft...Named Carolina League Pitcher of the Week for 6/5-11/23...**2024:** In 18 games (all starts) between High-A Greenville and Double-A Portland, posted a 5.34 ERA (34 ER/57.1 IP)...Among Red Sox minor leaguers with at least 50.0 IP, ranked 4th in SO/BB ratio (4.56) and 5th in SO/9.0 IP (12.87)...**PERSONAL:** Pitched at Eastern Oklahoma State College (2020-21) and the University of Oklahoma (2022)...Named to the 2022 NCAA Gainesville Regional All-Tournament Team, helping lead the Sooners to the College World Series finals by striking out 12 batters in 7.0 IP in a semifinal win over Texas A&M...Graduated from Owasso High School (OK).

YEAR	CLUB	W-L	ERA	G	GS	SV	IP	H	R	ER	HR	HB	BB	SO	SO/9	WHIP	AVG
2022	ACL Royals (R)	0-0	0.00	1	1	0	2.0	1	0	0	0	0	0	3	13.50	0.50	.143
2023	Columbia (A)	4-1	3.38	12	12	0	58.2	57	23	22	8	0	13	79	12.12	1.19	.259
	Quad Cities (A+)	0-1	4.50	2	2	0	8.0	6	4	4	1	1	5	8	9.00	1.38	.207
2024	Greenville (A+)	0-2	5.12	10	10	0	31.2	31	20	18	7	0	11	50	14.21	1.33	.254
	Portland (AA)	0-2	5.61	8	8	0	25.2	30	19	16	7	1	7	32	11.22	1.44	.286
Minor League Totals		4-6	4.29	33	33	0	126.0	125	66	60	23	2	36	172	12.29	1.28	.259

Player Development

Minor League Players, Continued

SANSONE, Michael James

LHP

HT: 5-9; **BATS:** Right; **THROWS:** Left; **BORN:** 11/10/1999 in Cheshire, CT; **SIGNED BY:** Zach Clark; **ACQUIRED:** Signed as a minor league free agent, 4/24/2024.

CAREER: Originally signed by the Rays as a non-drafted free agent on 7/25/22...Released by TB on 7/28/23...**2024:** Among Red Sox minor leaguers with at least 50.0 IP, ranked 2nd in BB/9.0 IP (1.12) and SO/BB ratio (7.56) and 3rd in WHIP (1.01)...**PERSONAL:** Pitched at Fairfield University for 4 seasons (2019-22)...Named to the MAAC's 2019 All-Rookie Team, 2021 All-Conference First Team and All-Academic Team, and 2022 All-Tournament Team...In the summer, pitched for Adirondack of the Perfect Game Collegiate League (2018), Newport of the New England Collegiate League (2019), and for Bourne (2021) and Wareham (2022) of the Cape Cod League...Attended Notre Dame High School (CT).

YEAR	CLUB	W-L	ERA	G	GS	SV	IP	H	R	ER	HR	HB	BB	SO	SO/9	WHIP	AVG
2022	FCL Rays (R)	0-0	0.00	4	0	0	5.1	2	0	0	0	0	1	6	10.13	0.56	.118
2023	Charleston (A)	3-3	3.49	15	0	1	28.1	26	13	11	3	1	5	37	11.75	1.09	.243
2024	Salem (A)	7-4	3.11	20	3	3	72.1	64	32	25	4	11	9	68	8.46	1.01	.243
Minor League Totals		10-7	3.06	39	3	4	106.0	92	45	36	7	12	15	111	9.42	1.01	.238

SANTANA, Jancel

INF

HT: 6-0; **BATS:** Switch; **THROWS:** Right; **BORN:** 8/17/2005 in San Pedro de Macoris, DR; **SIGNED BY:** Juan Carlos Calderon and Eddie Romero; **ACQUIRED:** Signed as an international free agent, 1/15/2022.

CAREER: Has made 77 starts at 2B, 10 at SS, and 8 at 3B.

YEAR	CLUB	AVG	G	AB	R	H	2B	3B	HR	RBI	SH	HBP	BB	SO	SB	CS	OBP	SLG	OPS
2022	DSL Red Sox (R)	.184	43	152	25	28	7	1	2	16	1	8	18	56	12	2	.303	.283	.586
2023	DSL Red Sox (R)	.206	46	155	18	32	4	2	1	22	0	5	26	40	6	4	.335	.277	.612
2024	DSL Red Sox (R)	.250	6	12	4	3	0	0	0	0	0	2	6	5	2	0	.550	.250	.800
	FCL Red Sox (R)	.045	11	22	3	1	0	0	0	0	0	0	3	15	0	0	.160	.045	.205
Minor League Totals		.188	106	341	50	64	11	3	3	38	1	15	53	116	20	6	.321	.264	.585

SENA, Reidis Alfredo

RHP

HT: 5-10; **BATS:** Right; **THROWS:** Right; **BORN:** 4/7/2001 in Neiba, DR; **SIGNED BY:** Jonathan Cruz and Todd Claus; **ACQUIRED:** Signed as an international free agent, 12/15/2018.

2024: In 35 games between High-A Greenville and Double-A Portland, posted a 4.40 ERA, .219 opponent AVG, and 12.74 SO/9.0 IP (59.1 IP, 29 ER, 49 H, 84 SO, 32 BB)...Named Red Sox Minor League Relief Pitcher of the Month for June.

YEAR	CLUB	W-L	ERA	G	GS	SV	IP	H	R	ER	HR	HB	BB	SO	SO/9	WHIP	AVG
2019	DSL Red Sox (R)	1-6	4.05	10	10	0	40.0	35	22	18	2	4	13	32	7.20	1.20	.241
2020	Did Not Pitch																
2021	FCL Red Sox (R)	1-0	3.22	9	3	0	22.1	22	8	8	1	1	13	31	12.49	1.57	.268
2022	Salem (A)	0-1	5.91	11	10	0	21.1	27	23	14	3	0	12	21	8.86	1.83	.307
2023	Salem (A)	0-1	1.20	11	0	1	15.0	10	3	2	0	0	8	18	10.80	1.20	.196
	Greenville (A+)	0-1	6.14	10	0	0	14.2	18	11	10	0	0	7	17	10.43	1.70	.305
2024	Greenville (A+)	6-4	3.56	28	0	3	48.0	36	24	19	7	2	24	67	12.56	1.25	.201
	Portland (AA)	0-1	7.94	7	0	2	11.1	13	10	10	2	0	8	17	13.50	1.85	.289
Minor League Totals		8-14	4.22	86	23	6	172.2	161	101	81	15	7	85	203	10.58	1.42	.248

SIERRA, Armando Rafael

1B/OF

HT: 6-2; **BATS:** Right; **THROWS:** Right; **BORN:** 1/17/2004 in Sabana Grande de Palenque DR; **SIGNED BY:** Manny Nanita, Eddie Romero; **ACQUIRED:** Signed as an international free agent, 1/15/2021.

CAREER: Has made 67 starts at 1B and 59 in the outfield (LF-34, RF-25)...Named a 2022 DSL Mid-Season All-Star.

YEAR	CLUB	AVG	G	AB	R	H	2B	3B	HR	RBI	SH	HBP	BB	SO	SB	CS	OBP	SLG	OPS
2021	DSL Red Sox (R)	.284	53	169	24	48	10	0	2	35	0	3	21	41	0	2	.373	.379	.752
2022	DSL Red Sox (R)	.314	51	188	37	59	15	0	5	48	0	3	25	22	3	1	.399	.473	.872
2023	FCL Red Sox (R)	.265	30	98	13	26	7	0	2	12	0	1	14	30	0	1	.363	.398	.761
2024	FCL Red Sox (R)	.269	34	104	13	28	4	2	3	15	1	1	6	29	0	0	.310	.433	.746
Minor League Totals		.288	168	559	87	161	36	2	12	110	1	8	66	122	3	4	.369	.424	.793

Minor League Players, Continued

SIKES, Phillip Kade

OF

HT: 6-2; **BATS:** Right; **THROWS:** Right; **BORN:** 4/27/1999 in Paris, TX; **SIGNED BY:** Reid Reilly; **ACQUIRED:** Red Sox 18th pick (18th round, 526th overall) in the 2021 First-Year Player Draft.

CAREER: Has made 158 starts in RF, 151 in CF, and 18 in LF, recording 23 OF assists...Also made 2 relief appearances for Single-A Salem in 2022 (1.2 IP)...Named Red Sox Minor League Baserunner of the Month for June 2023 and May 2022...Also named Red Sox Minor League Defensive Player of the Month for July 2023...Led FCL Red Sox players during 2021 (min. 80 PA) in AVG (.392), OBP (.464), SLG (.622), and OPS (1.086)...**PERSONAL:** Played for Texas Christian University (2020-21), Pima Community College (2019), and the University of New Mexico (2018)...Selected by the Diamondbacks in the 33rd round of the 2019 June Draft but did not sign...Named to the 2021 First Team All-Big 12...Graduated from Paris (TX) High School.

YEAR	CLUB	AVG	G	AB	R	H	2B	3B	HR	RBI	SH	HBP	BB	SO	SB	CS	OBP	SLG	OPS
2021	FCL Red Sox (R)	.392	24	74	18	29	8	0	3	18	0	2	8	24	5	1	.464	.622	1.086
2022	Salem (A)	.258	50	159	36	41	18	4	5	28	0	7	28	55	12	1	.390	.516	.906
	Greenville (A+)	.248	44	157	21	39	11	1	6	20	0	1	25	44	8	0	.351	.446	.797
2023	Portland (AA)	.210	111	414	69	87	18	3	9	43	0	10	44	146	39	7	.296	.333	.629
2024	Portland (AA)	.239	106	377	64	90	23	1	13	48	0	10	42	126	24	9	.329	.408	.737
	Worcester (AAA)	.100	3	10	0	1	0	0	0	1	0	0	1	3	1	0	.182	.100	.282
Minor League Totals		.241	338	1191	208	287	78	9	36	158	0	30	148	398	89	18	.336	.412	.748

SIMAS, Karson William

INF

HT: 6-0; **BATS:** Right; **THROWS:** Right; **BORN:** 6/2/2001 in Fresno, CA; **SIGNED BY:** Josh Labandeira; **ACQUIRED:** Red Sox 25th pick (25th round, 767th overall) in the 2019 First-Year Player Draft.

CAREER: Has made 138 starts in the infield (2B-75, 3B-47, SS-16) and 90 in the outfield (CF-37, LF-30, RF-23)...Named Red Sox Minor League Baserunner of the Month for July 2021...**2024:** In 48 games with High-A Greenville, Double-A Portland, and Triple-A Worcester, hit .199 with a .564 OPS (31-for-156, 7 2B, 2 HR)...**PERSONAL:** Graduated from Clovis West High School (CA).

YEAR	CLUB	AVG	G	AB	R	H	2B	3B	HR	RBI	SH	HBP	BB	SO	SB	CS	OBP	SLG	OPS
2019	FCL Red Sox (R)	.211	11	38	2	8	0	0	0	4	0	2	4	8	0	0	.318	.211	.529
2020																			
2021	FCL Red Sox (R)	.310	30	87	17	27	6	2	1	18	1	2	8	22	4	0	.381	.460	.841
2022	Salem (A)	.197	78	279	40	55	10	4	1	24	0	3	25	107	15	1	.269	.272	.541
2023	Salem (A)	.238	34	101	16	24	2	3	0	11	0	4	13	28	8	4	.342	.317	.659
	Greenville (A+)	.190	46	153	20	29	3	0	1	9	0	2	18	54	6	2	.282	.229	.511
2024	Greenville (A+)	.188	21	69	11	13	4	0	1	6	0	1	9	21	2	0	.288	.290	.578
	Portland (AA)	.152	16	46	5	7	3	0	0	4	1	5	1	15	5	2	.250	.217	.467
	Worcester (AAA)	.268	11	41	7	11	0	0	1	5	0	1	2	13	2	0	.311	.341	.652
Minor League Totals		.214	247	814	118	174	28	9	5	81	2	20	80	268	42	9	.298	.289	.587

SMITH, Adam David

RHP

HT: 6-2; **BATS:** Right; **THROWS:** Right; **BORN:** 5/9/2000 in West Chester, PA; **ACQUIRED:** Signed as a minor league free agent, 4/23/2024.

CAREER: Originally signed by the Padres as a 14th-round selection in the 2021 First-Year Player Draft...Released by SD on 12/18/23...**PERSONAL:** Pitched for 3 seasons at the University of North Carolina at Wilmington (2019-21)...Named to the 2021 All-CAA Second Team...Attended West Chester (PA) East High School...His mother, Colleen, played lacrosse at Towson University and is a member of the school's Athletics Hall of Fame...His father, Harold, played baseball at Kings College.

YEAR	CLUB	W-L	ERA	G	GS	SV	IP	H	R	ER	HR	HB	BB	SO	SO/9	WHIP	AVG
2021	ACL Padres (R)	1-3	6.28	7	4	0	14.1	16	11	10	3	2	3	15	9.42	1.33	.286
2022	Fort Wayne (A+)	0-1	1.80	2	2	0	5.0	3	1	1	0	0	2	5	9.00	1.00	.176
2023	Fort Wayne (A+)	0-1	5.83	30	0	1	41.2	46	32	27	3	3	21	35	7.56	1.61	.279
2024	Greenville (A+)	5-7	5.83	29	0	1	58.2	65	48	38	6	8	24	49	7.52	1.52	.284
Minor League Totals		6-12	5.72	68	6	2	119.2	130	92	76	12	13	50	104	7.82	1.50	.278

Minor League Players, Continued

SONG, Noah Benjamin

RHP

HT: 6-4; **BATS:** Right; **THROWS:** Right; **BORN:** 5/28/1997 in Pomona, CA; **SIGNED BY:** Reed Gragnani; **ACQUIRED:** Red Sox 4th pick (4th round, 137th overall) in the 2019 First-Year Player Draft.

CAREER: Ranked by *Baseball America* as one of his team's top prospects entering 2020 (No. 10), 2021 (No. 12), 2022 (No. 30), and 2023 (No. 30)...Rated by *BA* as having the best control among pitchers in the Red Sox organization entering 2020...In his pro debut (2019), allowed 0 runs in his first 5 outings (11.0 IP)...Helped Short-A Lowell win the New York-Penn League Stedler Division and made 2 postseason starts...Following the season, pitched for Team USA in the Premier12 Tournament...In 2023, after being picked in the 2022 Rule 5 Draft by the Phillies, was placed on the Injured List on 3/27 with a low back strain; transferred to the 60-Day IL on 5/26; appeared in 8 rehab games with Single-A Clearwater, Double-A Reading, and Triple-A Lehigh Valley; reinstated from the IL and designated for assignment on 7/29; and returned to the Red Sox on 8/4...**2024:** Missed the entire season due to injury that required Tommy John surgery...**PERSONAL:** Began flight school at Naval Air Station Pensacola in June 2020...Graduated in 2019 from the United States Naval Academy, where he went 32-13 with a 2.37 ERA in 58 career appearances (54 starts)...Graduated as the program's all-time leader in wins, strikeouts (428), and innings pitched (334.1), while his 9 shutouts were tied for the most in school history...Earned the 2019 NAAAF Sword for Men, presented to the midshipman of the graduating class declared by the Association's Athletic Committee to have personally excelled in athletics during his years of varsity competition...Posted a 1.92 ERA as a junior and a 1.44 ERA as a senior...In 2019, led Division I with a program-record 15.41 SO/9.0 IP and set the Navy record for strikeouts in a season (161)...Following his senior season, was named the Perfect Game Pitcher of the Year...Was the 1st Navy player selected as a First-Team All-American, honored by *Baseball America* among others...Was a Patriot League Pitcher of the Week 6 times in 2019 and a record 10 times in his career...Named 2016 Patriot League Rookie of the Year, 2019 Pitcher of the Year, and was a 2-time All-League First Team honoree (2018-19)...In 2017 became the first Navy player since Mitch Harris in 2007 to play in the Cape Cod League (Harwich)...Also played for Orleans in the CCBL in 2018...Graduated from Claremont (CA) High School.

YEAR	CLUB	W-L	ERA	G	GS	SV	IP	H	R	ER	HR	HB	BB	SO	SO/9	WHIP	AVG
2019	Lowell (A)	0-0	1.06	7	7	0	17.0	10	2	2	0	0	5	19	10.06	0.88	.167
2020								Did Not Pitch									
2021								Did Not Pitch									
2022								Did Not Pitch									
2023	Clearwater (A)	0-0	1.93	4	0	0	4.2	4	1	1	0	0	5	7	13.50	1.93	.222
	Reading (AA)	0-0	6.00	2	0	0	3.0	3	2	2	0	1	2	4	12.00	1.67	.250
	Lehigh Valley (AAA)	1-0	16.20	2	0	0	3.1	5	6	6	1	0	4	5	13.50	2.70	.357
	Greenville (A+)	1-2	4.15	7	6	0	21.2	19	11	10	3	3	11	15	6.23	1.38	.232
2024								Did Not Pitch									
Minor League Totals		2-2	3.81	22	13	0	49.2	41	22	21	4	4	27	50	9.06	1.37	.220

SPRAGUE, Shea Michael

LHP

HT: 6-3; **BATS:** Right; **THROWS:** Left; **BORN:** 1/3/2003 in Norwell, MA; **SIGNED BY:** Spencer Brown; **ACQUIRED:** Red Sox 13th pick (13th round, 387th overall) in the 2024 First-Year Player Draft.

PERSONAL: Pitched at Elon University (2022-23) and the University of North Carolina (2024)...Pitched for Harwich in the Cape Cod League in 2023...Attended Boston College High School (MA)...Grew up in Hanover, MA as a Red Sox fan.

STEBENS, Isaac Matthew

RHP

HT: 6-0; **BATS:** Left; **THROWS:** Right; **BORN:** 12/5/2001 in Stillwater, OK; **SIGNED BY:** Chris Reilly; **ACQUIRED:** Red Sox 18th pick (16th round, 478th overall) in the 2023 First-Year Player Draft.

2024: In 35 games between Single-A Salem and High-A Greenville, posted a 3.18 ERA (22 ER/62.1 IP)...Ranked 2nd among BOS minor leaguers in saves (8)...**PERSONAL:** Attended Cowley College (2021-22) and Oklahoma State University (2023)...Graduated from Stillwater High School (OK).

YEAR	CLUB	W-L	ERA	G	GS	SV	IP	H	R	ER	HR	HB	BB	SO	SO/9	WHIP	AVG
2024	Salem (A)	0-0	0.82	6	0	3	11.0	7	3	1	0	2	4	14	11.45	1.00	.179
	Greenville (A+)	3-3	3.68	29	0	5	51.1	45	23	21	4	4	31	73	12.80	1.48	.228
Minor League Totals		3-3	3.18	35	0	8	62.1	52	26	22	4	6	35	87	12.56	1.40	.220

STEINBAUGH, Conor Joseph

RHP

HT: 6-0; **BATS:** Right; **THROWS:** Right; **BORN:** 5/22/1999 in Georgetown, IL; **SIGNED BY:** Mark Heil; **ACQUIRED:** Signed as a minor league free agent, 3/17/2024.

2024: On the Injured List from 4/19-25...Began the season with High-A Greenville before being transferred to Single-A Salem on 5/2...Following the season, made 4 appearances for Mesa in the Arizona Fall League (5.0 IP, 1 ER, 4 H, 2 HR, 2 BB, 8 SO)...**PERSONAL:** Pitched at Lincoln Trail College (2018-19) and the University of Akron (2020-22)...Attended Georgetown-Ridge Farm High School (IL).

YEAR	CLUB	W-L	ERA	G	GS	SV	IP	H	R	ER	HR	HB	BB	SO	SO/9	WHIP	AVG
2024	Salem (A)	6-2	2.86	20	1	1	56.2	44	22	18	3	4	19	52	8.26	1.11	.216
	Greenville (A+)	0-0	8.44	5	0	0	10.2	17	10	10	4	2	5	9	7.59	2.06	.362
Minor League Totals		6-2	3.74	25	1	1	67.1	61	32	28	7	6	24	61	8.15	1.26	.243

Minor League Players, Continued

STOCK, Robert Anthony - Non-Roster Invitee

RHP

HT: 6-1; **BATS:** Left; **THROWS:** Right; **BORN:** 11/21/1989 in Bellevue, WA; **SIGNED BY:** Jamal Strong (Cardinals); **ACQUIRED:** Signed as a minor league free agent, 1/15/2025.

CAREER: Originally selected by the St. Louis Cardinals as a catcher in the second round of the 2009 First-Year Player Draft... Transitioned to a full-time pitcher in 2013...Was claimed off waivers by the Red Sox on 7/27/20 and appeared in 10 games with the Sox over the shortened season...Pitched for the New Jersey Jackals of the Can-Am Independent League in 2016... Started 29 games for the Doosan Bears of the KBO in 2022...In 2023, signed a minor league contract with the Brewers before being released and signing with the Long Island Ducks of the Atlantic League of Professional Baseball where he tossed a no-hitter on 7/18/23...**2024:** Spent the year with the Tecolotes de los Dos Laredos of the Mexican Baseball League, recording a team-high 104 strikeouts while going 9-4 with a 3.38 ERA (37 ER/98.2 IP) in 19 starts...Won the Triple Crown in the Mexican Pacific Winter League with Naranjeros de Hermosillo going 10-2 with a 1.60 ERA (15 ER/84.1 IP) with 78 strikeouts...**PERSONAL:** Graduated from Agoura High School (CA)...Played 3 seasons at the University of Southern California (2007-09)...Played for Cotuit of the Cape Cod League in 2007 and 2008...Pitched for Team Israel at the 2023 World Baseball Classic...His younger brother, Richard, played in Cleveland's minor league system as a catcher from 2012-14.

YEAR	CLUB	W-L	ERA	G	GS	SV	IP	H	R	ER	HR	HB	BB	SO	SO/9	WHIP	AVG
2012	Quad Cities (A)	5-2	4.56	38	2	0	71.0	61	46	36	9	11	48	66	1.54	8.37	.233
2013	Peoria (A)	0-1	2.30	14	0	4	15.2	11	4	4	0	3	10	15	8.62	1.34	.208
	Palm Beach (A+)	2-0	4.37	18	0	0	22.2	20	14	11	2	4	16	27	10.72	1.59	.238
2014	Peoria (A)	2-3	5.18	24	0	0	40.0	42	23	23	1	3	21	30	6.75	1.58	.278
	Palm Beach (A+)	0-0	2.31	11	0	1	23.1	15	8	6	0	1	25	13	5.01	1.71	.188
2015	FCL Pirates (R)	0-0	0.00	2	0	0	3.0	2	0	0	0	0	1	2	6.00	1.00	.182
	Bradenton (A+)	0-0	7.00	7	0	1	9.0	12	7	7	0	1	8	4	6.00	2.22	.343
	Altoona (AA)	0-0	14.54	3	0	0	4.1	2	9	7	0	0	10	4	8.31	2.77	.133
2016	New Jersey (Ind.)	1-2	2.85	52	0	5	60.0	47	24	19	1	3	40	73	10.95	1.45	.215
2017	Daytona (A+)	1-3	2.52	16	0	2	25.0	18	7	7	1	1	8	25	9.00	1.04	.212
	Pensacola (AA)	8-2	2.98	25	0	0	45.1	39	16	15	0	1	21	36	7.15	1.32	.247
2018	San Antonio (AA)	1-0	2.00	8	0	1	9.0	7	4	2	1	0	3	15	15.00	1.11	.200
2018	El Paso (AAA)	0-0	1.59	24	0	8	28.1	15	8	5	2	1	11	27	8.58	0.92	.158
	SAN DIEGO	1-1	2.50	32	0	0	39.2	37	13	11	1	2	13	38	8.62	1.26	.247
2019	ACL Padres 2 (R)	0-0	0.00	2	2	0	2.0	0	0	0	0	0	0	5	22.50	0.00	.000
	El Paso (AAA)	3-0	4.13	25	3	0	28.1	36	14	13	6	3	19	40	12.71	1.94	.308
	SAN DIEGO	1-0	10.13	10	0	0	10.2	14	14	12	2	1	8	15	12.66	2.06	.298
2020	BOSTON	0-1	4.73	10	0	0	13.1	16	9	7	0	0	10	14	9.45	1.95	.320
2021	Iowa (AAA)	0-3	4.12	9	2	0	19.2	17	10	9	4	1	4	25	11.44	1.07	.224
	Syracuse (AAA)	1-0	2.87	4	4	0	15.2	16	7	5	1	0	8	14	8.04	1.53	.271
	CHICAGO-NL	0-1	11.25	1	1	0	4.0	4	5	5	1	1	6	3	6.75	2.50	.267
	NEW YORK-NL	0-1	5.40	2	2	0	5.0	6	3	3	2	0	3	6	10.80	1.80	.300
2022	Doosan (KBO)	9-10	3.60	29	29	0	165.0	162	87	66	9	10	83	138	7.53	1.48	.258
2023	Nashville (AAA)	0-3	8.22	11	4	0	23.0	29	22	21	6	5	18	19	7.43	2.04	.319
	Long Island (Ind.)	9-4	4.40	16	16	0	102.1	103	55	50	9	12	33	92	8.09	1.33	.262
2024	Dos Laredos (Mex.)	9-4	3.38	19	19	0	98.2	109	44	37	2	5	41	104	9.49	1.52	.285
	Major League Totals	2-4	4.71	55	3	0	72.2	77	44	38	6	4	40	76	9.41	1.61	.273
	Minor League Totals	23-17	3.99	241	17	17	385.1	342	199	171	33	35	231	367	8.57	1.49	.242
	Red Sox Totals	0-1	4.73	10	0	0	13.1	16	9	7	0	0	10	14	9.45	1.95	.320
	Independent Lg. Totals	10-6	4.38	68	16	5	162.1	150	79	69	10	15	73	165	9.1	1.37	.244
	KBO Totals	9-10	3.60	29	29	0	165.0	162	87	66	9	10	83	138	7.53	1.48	.258
	Mexican Lg. Totals	9-4	3.38	19	19	0	98.2	109	44	37	2	5	41	104	9.49	1.52	.285

TALavera, Luis Guillermo

RHP

HT: 6-3; **BATS:** Right; **THROWS:** Right; **BORN:** 2/6/2002 in Maracay, Aragua, VZ; **SIGNED BY:** Manny Padron and Todd Claus; **ACQUIRED:** Signed as an international free agent, 7/2/2018.

2024: On the Injured List from 4/5-6/18...Made 1 rehab appearance with the FCL Red Sox.

YEAR	CLUB	W-L	ERA	G	GS	SV	IP	H	R	ER	HR	HB	BB	SO	SO/9	WHIP	AVG
2019	DSL Red Sox (R)	4-2	4.42	14	7	1	57.0	62	34	28	1	7	31	40	6.32	1.63	.288
2020																	
2021	DSL Red Sox (R)	3-1	1.76	15	1	2	30.2	25	11	6	0	3	10	25	7.34	1.14	.221
2022	FCL Red Sox (R)	5-1	2.21	12	0	1	40.2	36	12	10	2	1	8	23	5.09	1.08	.248
	Salem (A)	0-0	5.06	4	0	0	10.2	10	12	6	1	1	6	2	1.69	1.50	.238
2023	Salem (A)	0-2	4.83	28	0	0	54.0	51	32	29	5	2	34	37	6.17	1.57	.262
2024	FCL Red Sox (R)	0-0	0.00	1	0	0	2.0	0	1	0	0	0	1	2	9.00	0.50	.000
	Salem (A)	0-2	6.60	21	0	2	30.0	42	25	22	1	3	19	20	6.00	2.03	.328
	Minor League Totals	12-8	4.04	95	8	6	225.0	226	127	101	10	17	109	149	5.96	1.49	.267

Player Development

Minor League Players, Continued

TAYLOR, Nelson Isaac (Nelly)

OF

HT: 6-1; **BATS:** Left; **THROWS:** Left; **BORN:** 1/22/2003 in Clearwater, FL; **SIGNED BY:** Dante Ricciardi; **ACQUIRED:** Red Sox 13th pick (11th round, 328th overall) in the 2023 First-Year Player Draft.

CAREER: Enters 2025 rated by *Baseball America* as the system's best defensive outfielder...**2024:** In 111 games between Single-A Salem and High-A Greenville, hit .233 with a .713 OPS (95-for-407, 26 2B, 4 3B, 8 HR)...Named Red Sox Minor League Defensive Player of the Year after making 54 starts in CF, 23 in LF, 16 in RF, and 8 as the DH...Tabbed the organization's Minor League Defensive Player of the Month for May and August...Ranked 3rd among BOS minor leaguers in steals (33)...**PERSONAL:** Attended Polk State College (2022-23)...Named First-Team All-Suncoast Conference and Suncoast Conference Defensive Player of the Year as a sophomore, and received a Rawlings Gold Glove as a CF...Played with the Bourne Braves of the Cape Cod League in 2022...Also played in the Florida Collegiate Summer League for Seminole County (2022) and Sanford (2023)...Graduated from Clearwater (FL) High School.

YEAR	CLUB	AVG	G	AB	R	H	2B	3B	HR	RBI	SH	HBP	BB	SO	SB	CS	OBP	SLG	OPS
2024	Salem (A)	.228	101	369	69	84	24	3	6	46	0	2	60	106	31	9	.336	.358	.694
	Greenville (A+)	.289	10	38	5	11	2	1	2	8	0	0	3	13	2	1	.341	.553	.894
Minor League Totals		.233	111	407	74	95	26	4	8	54	0	2	63	119	33	10	.337	.376	.713

THOMPSON, Trayce Nikolas - Non-Roster Invitee

OF

HT: 6-2; **BATS:** ; **THROWS:** Right; **BORN:** 3/15/1991 in Los Angeles, CA; **SIGNED BY:** Mike Baker (White Sox); **ACQUIRED:** Signed as a minor league free agent, 2/17/2025.

CAREER: Has appeared in 369 career Major League games with CWS (2015, '18, '23), LAD (2016-17, '22-23), OAK (2018), CHC (2021), and SD (2022), starting 90 games in CF and RF as well as 62 in LF...Hit a career-high 13 HR in 2016 and 2022, in the 2022 posted an .860 OPS with 28 XBH in 80 games...Made the 2022 Dodgers' NLDS roster and recorded 2 hits and 3 walks in 4 games vs. SD...In 2015, was named an International League All-Star with Triple-A Charlotte...Was tabbed a 2013 and 2014 Southern League midseason All-Star with Double A Birmingham...Named a 2012 Carolina League postseason All-Star with High-A Winston Salem, leading the league in RBI (90), XBH (55), and HR (tied, 22)...Led the South Atlantic League in runs scored with 95 with Single-A Kannapolis in 2010...Entered 2010 as a CWS Top 10 prospect by *Baseball America* (No. 6)...**2024:** Attended Major League spring training with NYM, but split the season with Triple-A Syracuse and Triple-A Iowa of the Cubs organization...Made 55 starts in CF, 31 in RF, 13 in LF, and 7 as the DH...**PERSONAL:** Graduated from Santa Margarita Catholic HS (CA) where he was selected by the White Sox in the second-round of the 2009 First-Year Player Draft...Also played basketball in high school, helping the Eagles win the California Division III Championship in 2008...His brother, Klay, has played 12 seasons in the NBA, winning 4 NBA Championships, while his other brother Mychel also played in one NBA season...Their father, Mychal, played 12 years in the NBA and won 2 Championships...Played for Team Great Britain at the 2023 World Baseball Classic.

YEAR	CLUB	AVG	G	AB	R	H	2B	3B	HR	RBI	SH	HBP	BB	SO	SB	CS	OBP	SLG	OPS
2009	Bristol (R)	.188	25	85	8	16	3	1	0	10	0	0	4	33	2	0	.247	.247	.494
	Great Falls (R)	.238	7	21	2	5	0	0	0	1	0	0	1	3	8	1	.333	.238	.571
2010	Kannapolis (A)	.229	58	210	28	48	13	3	8	31	0	2	21	69	6	4	.302	.433	.735
2011	Kannapolis (A)	.241	136	519	95	125	36	2	24	87	4	10	60	172	8	4	.329	.457	.786
2012	Winston-Salem (A+)	.254	116	449	77	114	28	5	22	90	2	6	45	144	18	3	.325	.486	.811
	Birmingham (AA)	.280	14	50	10	14	1	1	3	6	0	0	8	16	2	0	.379	.520	.899
	Charlotte (AAA)	.167	6	18	1	3	2	0	0	0	0	0	2	6	1	0	.250	.278	.528
2013	Birmingham (AA)	.229	135	507	78	116	23	5	15	73	2	13	60	139	25	8	.321	.383	.704
2014	Birmingham (AA)	.237	133	518	86	123	34	6	16	59	3	4	65	151	20	5	.324	.419	.743
2015	Charlotte (AAA)	.260	104	388	53	101	23	4	13	39	2	2	23	79	11	5	.304	.441	.745
	CHICAGO-AL	.295	44	122	17	36	8	3	5	16	0	0	13	26	1	0	.363	.533	.896
2016	LOS ANGELES-NL	.225	80	236	31	53	11	0	13	32	0	0	26	66	5	1	.302	.436	.738
2017	Oklahoma City (AAA)	.212	95	339	44	72	12	6	9	33	1	1	26	93	3	5	.269	.363	.632
	LOS ANGELES-NL	.122	27	49	6	6	2	1	1	2	0	0	6	23	0	0	.218	.265	.483
2018	Charlotte (AA)	.213	46	160	22	34	12	0	4	15	0	0	15	57	3	1	.278	.363	.641
	OAKLAND	.143	3	7	1	1	0	0	0	0	0	0	0	4	0	0	.143	.143	.286
	CHICAGO-AL	.116	48	121	14	14	3	0	3	9	1	0	7	46	3	1	.163	.215	.378
2019	Columbus (AAA)	.219	89	334	51	73	10	3	24	56	0	3	33	134	8	3	.294	.482	.776
2020	Did Not Play																		
2021	Reno (AAA)	.278	4	18	2	5	1	0	0	0	0	0	2	4	0	0	.350	.333	.683
	Iowa (AA)	.233	88	305	48	71	14	1	21	63	0	7	45	116	3	1	.344	.492	.836
	CHICAGO-NL	.250	15	28	6	7	1	0	4	9	0	0	7	11	2	0	.400	.714	1.114
2022	El Paso (AAA)	.316	16	57	16	18	4	0	9	17	0	0	7	18	1	0	.385	.860	1.245
	Toledo (AAA)	.299	25	97	17	29	7	1	8	19	0	1	7	30	1	1	.352	.639	.991
	SAN DIEGO	.071	6	14	1	1	0	0	0	2	0	0	2	7	0	1	.188	.071	.259
	LOS ANGELES-NL	.268	74	205	35	55	14	1	13	39	0	2	30	86	4	0	.364	.537	.901
2023	ACL Dodgers (R)	.167	2	6	0	1	0	0	0	1	0	0	0	2	0	0	.167	.167	.334
	Oklahoma City (AAA)	.625	2	8	4	5	4	0	1	3	0	1	1	0	1	0	.667	1.500	2.167
	Charlotte (AAA)	.125	2	8	0	1	0	0	0	0	0	0	0	5	0	0	.125	.125	.250
	LOS ANGELES-NL	.155	36	71	12	11	0	0	5	14	0	1	15	37	0	0	.310	.366	.676
	CHICAGO-AL	.171	36	82	5	14	2	0	1	3	0	1	9	40	2	0	.261	.232	.493
2024	Syracuse (AAA)	.228	62	224	36	51	13	0	16	44	0	1	24	65	6	1	.300	.500	.800
	Iowa (AAA)	.240	45	154	22	37	6	1	7	22	0	1	22	55	3	1	.335	.429	.764
Major League Totals		.212	369	935	128	198	41	5	45	126	1	4	115	346	17	3	.300	.411	.711
Minor League Totals		.237	1210	4475	700	1062	246	39	200	668	15	55	472	1397	122	42	.315	.444	.759

Minor League
Players

Minor League Players, Continued

TOLBERT, Colton Gregory (Cole)

RHP

HT: 6-4; **BATS:** Right; **THROWS:** Right; **BORN:** 12/2/2002 in Wiston Salem, NC; **SIGNED BY:** Danny Watkins; **ACQUIRED:** Red Sox 18th pick (18th round, 537th overall) in the 2024 First-Year Player Draft.

PERSONAL: Pitched at Pearl River Community College (2022) and the University of Mississippi (2023-24)...Helped Pearl River win the 2022 Division II NJCAA national championship, starting in the title game (7.0 IP, 2 R, 11 SO) after serving as the team's closer all season...Attended West Jones High School (MS).

YEAR	CLUB	W-L	ERA	G	GS	SV	IP	H	R	ER	HR	HB	BB	SO	SO/9	WHIP	AVG
2024	Salem (A)	0-1	5.56	5	3	0	11.1	11	7	7	0	2	6	14	11.12	1.50	.268

TOLLE, Payton John

LHP

HT: 6-7; **BATS:** Left; **THROWS:** Left; **BORN:** 11/1/2002 in Stillwater, OK; **SIGNED BY:** Chris Reilly; **ACQUIRED:** Red Sox 2nd pick (2nd round, 50th overall) in the 2024 First-Year Player Draft.

CAREER: Enters 2025 ranked as a Top 15 Red Sox prospect by MLB.com (No. 11) and *Baseball America* (No. 15)...

PERSONAL: Was a 2-way player at Wichita State University (2022-23) and Texas Christian University (2024)...At TCU, was a semifinalist for the Golden Spikes Award and Dick Howser Trophy; was recognized by the Big 12 as Pitcher of the Year, Newcomer of the Year, and an All-Conference First Team selectionn 2023, was a finalist for the John Olerud Two-Way Player of the Year Award...Attended Bethany (OK) High School...His mother, Jina, was a member of Wichita State's golf team, and his father, Chad, competed in track & field for Oklahoma State University.

TORO, Abraham Josue - Non-Roster Invitee

INF/OF

HT: 6-0; **BATS:** Switch; **THROWS:** Right; **BORN:** 12/20/1996 in Longueuil, Quebec, Canada; **SIGNED BY:** Jim Stevenson (Astros); **ACQUIRED:** Signed as a minor league free agent, 1/28/2025.

CAREER: Signed by the Astros as a fifth-round selection in the 2016 First-Year Player Draft...Was named Astros Minor League Player of the Year in 2019 after slashing .324/.411/.527/.983 with 17 HR and 80 RBI in 114 games between Double-A Corpus Christi (98 games) and Triple-A Round Rock (16)...Tabbed as a Texas League Midseason and Postseason All-Star that same season...In 2018, was named a Carolina Midseason All-Star for Double-A Buies Creek...**2024:** Signed a 1-year contract with the Athletics and played in 94 games for the club while making 49 starts at third base, 17 at second base, 11 as the designated hitter, four at first base, and one in left field...

PERSONAL: Attended Seminole State College (OK)...Played for Team Canada at the 2023 World Baseball Classic...Speaks fluent French, English, and Spanish...Parents are of Venezuelan descent.

YEAR	CLUB	AVG	G	AB	R	H	2B	3B	HR	RBI	SH	HBP	BB	SO	SB	CS	OBP	SLG	OPS
2016	Greenville (R)	.254	44	177	20	45	6	3	0	19	0	3	10	31	2	1	.301	.322	.623
2017	Tri-City (A-)	.292	32	106	21	31	8	0	6	16	0	3	19	21	1	3	.414	.538	.952
	Quad Cities (A)	.209	37	134	25	28	3	2	9	17	0	2	21	30	2	0	.323	.463	.786
2018	Buis Creek (A+)	.257	83	296	54	76	20	1	14	56	0	5	45	62	5	1	.361	.473	.834
	Corpus Christi (AA)	.230	50	178	16	41	15	2	2	22	0	6	17	46	3	3	.317	.371	.688
2019	Corpus Christi (AA)	.306	98	376	65	115	22	4	16	70	0	8	48	77	4	1	.393	.513	.906
2019	Round Rock (AAA)	.424	16	66	17	28	9	0	1	10	0	2	10	5	0	1	.506	.606	1.112
	HOUSTON	.218	25	78	13	17	3	2	2	9	0	1	9	19	1	1	.303	.385	.688
2020	HOUSTON	.149	33	87	13	13	2	0	3	9	0	7	3	23	1	1	.237	.276	.513
2021	Sugar Land	.352	17	54	10	19	5	1	2	11	0	3	11	8	2	1	.485	.593	1.078
	HOUSTON	.211	35	109	17	23	1	0	6	20	0	3	9	21	3	1	.287	.385	.672
2022	SEATTLE	.252	60	226	28	57	11	0	5	26	0	4	22	33	3	2	.328	.367	.695
	Everett (A+)	.500	2	4	0	2	0	0	0	2	0	0	1	0	0	0	.600	.500	1.100
	Tacoma (AAA)	.241	16	58	6	14	3	1	2	12	0	0	10	12	3	0	.353	.431	.784
2023	SEATTLE	.185	109	324	36	60	13	1	10	35	0	2	22	65	2	0	.239	.324	.563
	Nashville (AAA)	.291	96	357	53	104	36	2	8	58	0	2	49	73	8	2	.374	.471	.845
	MILWAUKEE	.444	9	18	4	8	0	0	2	9	0	1	2	5	0	0	.524	.778	1.302
2024	ACL Athletics (R)	.375	3	8	1	3	0	0	1	4	0	0	2	1	0	0	.500	.750	1.250
	Las Vegas (AAA)	.188	4	16	1	3	0	0	0	0	0	0	1	3	0	0	.235	.188	.423
	OAKLAND	.240	94	337	34	81	17	1	6	26	2	5	20	62	4	2	.293	.350	.643
Major League Totals		.220	365	1179	145	259	47	4	34	134	2	23	87	228	14	7	.285	.353	.638
Minor League Totals		.278	498	1830	289	509	127	16	61	297	0	34	244	369	30	13	.370	.465	.835

TROYE, Christopher Corgan

RHP

HT: 6-4; **BATS:** Right; **THROWS:** Right; **BORN:** 2/8/1999 in Hayward, CA; **SIGNED BY:** Todd Gold; **ACQUIRED:** Red Sox 12th pick (12th round, 346th overall) in the 2021 First-Year Player Draft.

CAREER: Has averaged at least 12.00 SO/9.0 IP in each of his 4 pro seasons...In 2023, led Red Sox minor leaguers with 15.09 SO/9.0 IP (min. 45.0 IP)...**PERSONAL:** Played 4 seasons for the University of California, Santa Barbara (2018-21)...Graduated from Heritage High School (CA)...Named Most Valuable Player of the 2017 Gatorade All-America game...Named an Under Armour All-American in 2016 as a junior.

YEAR	CLUB	W-L	ERA	G	GS	SV	IP	H	R	ER	HR	HB	BB	SO	SO/9	WHIP	AVG
2021	FCL Red Sox (R)	0-0	4.50	2	0	0	2.0	2	1	1	0	0	0	5	22.50	1.00	.222
2022	Salem (A)	1-4	4.86	26	0	1	33.1	19	21	18	0	1	24	50	13.50	1.29	.164
2023	Greenville (A+)	2-0	1.96	14	0	0	18.1	10	4	4	3	1	9	37	18.16	1.04	.152
	Portland (AA)	0-0	3.77	24	0	0	31.0	20	17	13	0	2	27	50	14.52	1.52	.179
2024	Portland (AA)	2-2	4.60	28	0	2	45.0	36	25	23	7	1	31	60	12.00	1.49	.220
Minor League Totals		5-6	4.10	94	0	3	129.2	87	68	59	10	5	91	202	14.02	1.37	.186

Minor League Players, Continued

TUCKER, Stanley Jeremiah

INF/OF

HT: 5-9; **BATS:** Right; **THROWS:** Right; **BORN:** 4/22/2002 in Richmond TX; **SIGNED BY:** Lee Bryant; **ACQUIRED:** Red Sox 21st pick (19th round, 568th overall) in the 2023 First-Year Player Draft.

2024: Was on the Injured List from 4/20-27 and 8/14 through the end of the season...Made 49 starts in the outfield (RF-20, CF-19, LF-10) and 17 in the infield (2B-15, 3B-2)...**PERSONAL:** Attended Wharton Junior College (2021), New Mexico Junior College (2022), and Texas A&M (2023)...Named NJCAA 1st Team All-American, WJCAC Conference MVP, and WJCAC All-Conference in 2022...Graduated from Lamar Consolidated High School (TX).

YEAR	CLUB	AVG	G	AB	R	H	2B	3B	HR	RBI	SH	HBP	BB	SO	SB	CS	OBP	SLG	OPS
2023	FCL Red Sox (R)	.195	12	41	6	8	2	1	1	5	0	0	6	12	3	0	.298	.366	.664
	Salem (A)	.077	8	26	2	2	0	0	1	3	0	0	1	11	1	0	.111	.192	.303
2024	Salem (A)	.195	69	221	23	43	6	2	2	25	0	0	39	61	23	7	.314	.267	.581
Minor League Totals		.184	89	288	31	53	8	3	4	33	0	0	46	84	27	7	.296	.274	.570

TURNER, William Ruttman (Will)

OF

HT: 6-1; **BATS:** Left; **THROWS:** Left; **BORN:** 9/18/2002 in Dothan, AL; **SIGNED BY:** Danny Watkins; **ACQUIRED:** Red Sox 7th pick (7th round, 207th overall) in the 2024 First-Year Player Draft.

PERSONAL: Played for the University of South Alabama (2022-24)...Named to the 2023 All-Sun Belt Second Team...Earned All-Star honors while playing for Brewster in the Cape Cod League in 2023...Attended Auburn (AL) High School.

YEAR	CLUB	AVG	G	AB	R	H	2B	3B	HR	RBI	SH	HBP	BB	SO	SB	CS	OBP	SLG	OPS
2024	Greenville (A+)	.081	23	74	9	6	1	1	0	7	0	3	14	16	3	1	.250	.122	.372

TYGART, Braiden Lee (Brady)

RHP

HT: 6-2; **BATS:** Right; **THROWS:** Right; **BORN:** 1/12/2003 in Conroe, TX; **SIGNED BY:** Chris Reilly; **ACQUIRED:** Red Sox 12th pick (12th round, 357th overall) in the 2024 First-Year Player Draft.

PERSONAL: Pitched for 3 seasons at the University of Arkansas (2022-24)...In 2022, named to the Freshman All-SEC Team and tabbed a Freshman All-American by Perfect Game (First Team), the NCBWA (First Team), and Collegiate Baseball...Following the 2022 season, earned an invite to the USA Baseball Collegiate National Team Training Camp...In 2023, named to the College Baseball Foundation All-America Second Team and the Spring SEC Academic Honor Roll...Attended Lewisburg High School (MS).

UBERSTINE, Tyler James

RHP

HT: 6-1; **BATS:** Right; **THROWS:** Right; **BORN:** 6/1/1999 in Santa Monica, CA; **SIGNED BY:** Todd Gold; **ACQUIRED:** Red Sox 19th pick (19th round, 556th overall) in the 2021 First-Year Player Draft.

CAREER: Missed the entire 2023 season due to Tommy John surgery...**2024:** Reinstated from the Injured List on 8/20...Following the season, pitched in 7 games for Mesa in the Arizona Fall League (8.2 IP, 3 ER, 13 H, 7 SO, 6 BB)...**PERSONAL:** Played 2 seasons for Northwestern University (2020-21)...Originally enrolled at the University of Southern California and joined the club baseball team...Tried out for the varsity team during his sophomore year but was cut prior to the season...Graduated from Chaminade College Preparatory (CA).

YEAR	CLUB	W-L	ERA	G	GS	SV	IP	H	R	ER	HR	HB	BB	SO	SO/9	WHIP	AVG
2021	FCL Red Sox (R)	0-1	1.17	5	1	1	7.2	4	3	1	0	0	1	8	9.39	0.65	.138
2022	Salem (A)	4-4	4.63	14	8	1	58.1	56	32	30	5	2	21	66	10.18	1.32	.248
	Greenville (A+)	1-1	2.43	7	7	0	33.1	25	12	9	2	0	14	35	9.45	1.17	.203
2023								Did Not Pitch									
2024	Greenville (A+)	0-1	1.93	3	3	0	4.2	5	1	1	0	1	1	6	11.57	1.29	.278
Minor League Totals		5-7	3.55	29	19	2	104.0	90	48	41	7	3	37	115	9.95	1.22	.227

VALERA, Juan

RHP

HT: 6-3; **BATS:** Right; **THROWS:** Right; **BORN:** 5/18/2006 in San Cristobal, DR; **SIGNED BY:** Juan Carlos Calderon, Todd Claus, and Eddie Romero; **ACQUIRED:** Signed as an international free agent, 4/12/2023.

2024: Posted a 1.99 ERA (14 ER/63.1 IP) in 18 games (16 starts) between the Florida Complex League Red Sox and Single-A Salem...Named an FCL All-Star...Among BOS minor leaguers with at least 50.0 IP, ranked 1st in opponent AVG (0.125) and WHIP (0.85) and 2nd in ERA and HR/9.0 IP (0.14)...Led the FCL Red Sox in strikeouts (40), innings (40.1), and starts (tied, 9)...Named Red Sox Minor League Starting Pitcher of the Month for July.

YEAR	CLUB	W-L	ERA	G	GS	SV	IP	H	R	ER	HR	HB	BB	SO	SO/9	WHIP	AVG
2023	DSL Red Sox Blue (R)	3-1	5.93	15	1	0	27.1	27	22	18	0	7	20	31	10.21	1.72	.255
2024	FCL Red Sox (R)	1-2	1.79	11	9	0	40.1	17	9	8	0	5	14	40	8.93	0.77	.128
	Salem (A)	0-1	2.35	7	7	0	23.0	9	6	6	1	0	14	28	10.96	1.00	.120
Minor League Totals		4-4	3.18	33	17	0	90.2	53	37	32	1	12	48	99	9.83	1.11	.169

Minor League
Players

Minor League Players, Continued

VAN BELLE, Brian Michael - Non-Roster Invitee

RHP

HT: 6-3; **BATS:** Right; **THROWS:** Right; **BORN:** 9/3/1996 in Pembroke Pines, FL; **SIGNED BY:** Willie Romyay; **ACQUIRED:** Signed as a non-drafted free agent, 6/16/2020.

CAREER: In 2023, led Red Sox minor leaguers in starts (T-1st, 25), innings pitched (141.1), and wins (T-1st, 11)... Named Red Sox Minor League Pitcher of the Month for July 2021...**2024:** Ranked 2nd on Triple-A Worcester in wins (8) and converted both save opportunities...Following the season, pitched in 7 games (4 starts) for Caguas in the Puerto Rican Winter League (4.29 ERA, 21.0 IP, 10 ER, 23 H, 17 SO, 3 BB)...**PERSONAL:** Pitched at the University of Miami (FL) from 2019-20 after spending 3 seasons at Broward College...Named to the All-ACC 2nd Team in 2019... Named the NCBWA Pitcher of the Month for February 2020...Pitched for North Shore in the New England-based Futures *Collegiate Baseball* League in 2017...Attended Archbishop McCarthy High School (FL).

YEAR	CLUB	W-L	ERA	G	GS	SV	IP	H	R	ER	HR	HB	BB	SO	SO/9	WHIP	AVG
2021	Greenville (A+)	4-3	4.10	18	18	0	79.0	86	41	36	12	2	13	82	9.34	1.25	.276
2022	Greenville (A+)	3-2	6.14	12	9	0	58.2	83	43	40	17	0	8	55	8.44	1.55	.331
	Portland (AA)	6-4	4.69	16	15	0	78.2	88	45	41	16	3	12	80	9.15	1.27	.279
2023	Portland (AA)	6-3	3.00	14	13	0	81.0	72	32	27	9	6	25	69	7.67	1.20	.242
	Worcester (AAA)	5-4	6.41	13	12	0	60.1	69	45	43	18	1	25	65	9.70	1.56	.282
2024	Worcester (AAA)	8-2	4.42	30	9	2	93.2	109	49	46	10	2	30	87	8.36	1.48	.289
Minor League Totals		32-18	4.65	103	76	2	451.1	507	255	233	82	14	113	438	8.73	1.37	.282

VILORIA, Diego Alejandro

C

HT: 5-10; **BATS:** Right; **THROWS:** Right; **BORN:** 2/23/2003 in Caracas, Distrito Federal, VZ; **SIGNED BY:** Ramon Mora and Chris Becerra; **ACQUIRED:** Signed as an international free agent, 7/2/2019.

CAREER: Has thrown out 27 of 87 (31.0%) runners attempting to steal.

YEAR	CLUB	AVG	G	AB	R	H	2B	3B	HR	RBI	SH	HBP	BB	SO	SB	CS	OBP	SLG	OPS
2021	DSL Red Sox (R)	.278	25	72	12	20	2	2	0	8	0	5	4	13	2	0	.358	.361	.719
2022	FCL Red Sox (R)	.138	12	29	3	4	0	0	0	0	0	2	1	4	0	0	.219	.138	.357
2023	FCL Red Sox (R)	.293	20	58	8	17	4	0	0	5	0	3	4	6	0	0	.369	.362	.731
2024	Salem (A)	.152	11	33	3	5	0	0	0	3	0	1	1	4	0	0	.200	.152	.352
Minor League Totals		.240	68	192	26	46	6	2	0	16	0	11	10	27	2	0	.315	.292	.607

VOGATSKY, Joseph Patrick (Joe)

RHP

HT: 6-0; **BATS:** Right; **THROWS:** Right; **BORN:** 12/27/2001 in Fairfax, VA; **ACQUIRED:** From the Pittsburgh Pirates in exchange for INF/OF Emmanuel Valdez, 12/15/2024.

CAREER: Selected by PIT in the 19th round of the 2024 First-Year Player Draft...**PERSONAL:** Pitched at James Madison University for 4 seasons (2021-24)...In his final 2 seasons, was 7-3 with 14 saves and a 3.43 ERA (30 ER/78.2 IP)...Selected by TOR in the 14th round of the 2023 First-Year Player Draft (did not sign)...In the summer, pitched for Purcellville of the Valley League (2021-22) and for Bourne of the Cape Cod League (2023)...Attended Kettle Run High School (VA).

WEBB, Jacob Ryan - Non-Roster Invitee

RHP

HT: 6-5; **BATS:** Left; **THROWS:** Right; **BORN:** 3/23/1999 in Dayton, OH; **SIGNED BY:** Matt Davis; **ACQUIRED:** Red Sox 14th pick (14th round, 406th overall) in the 2021 First-Year Player Draft.

CAREER: Entered 2023 ranked by MLB.com as the Sox' No. 27 prospect...Made 9 appearances for Scottsdale in the Arizona Fall League following the 2022 season...**2024:** In 41 games (7 starts) between Double-A Portland and Triple-A Worcester, went 10-3 with a 4.95 ERA (46 ER/83.2 IP)...Ranked 3rd among BOS minor leaguers in appearances and T-3rd in wins...**PERSONAL:** Pitched 2 seasons for Sinclair Community College (2018-19) and Miami University in Ohio (2020-21)...Graduated from Fairborn High School (OH).

YEAR	CLUB	W-L	ERA	G	GS	SV	IP	H	R	ER	HR	HB	BB	SO	SO/9	WHIP	AVG
2021	FCL Red Sox (R)	0-0	0.00	2	1	0	2.0	1	1	0	0	0	0	5	22.50	0.50	.111
	Salem (A)	2-0	0.90	6	0	0	10.0	5	1	1	0	1	6	12	10.80	1.10	.143
2022	Salem (A)	1-2	2.19	18	0	3	24.2	21	10	6	0	2	19	39	14.23	1.62	.223
	Greenville (A+)	1-1	3.72	24	0	7	29.0	23	15	12	3	4	9	45	13.97	1.10	.211
	Portland (AA)	0-0	6.00	2	0	0	3.0	4	2	2	1	0	0	4	12.00	1.33	.308
2023	Portland (AA)	8-3	5.03	41	0	0	59.0	50	39	33	5	3	38	65	9.92	1.49	.227
2024	Portland (AA)	10-3	4.28	37	7	1	80.0	82	48	38	11	4	27	77	8.66	1.36	.259
	Worcester (AAA)	0-0	19.64	4	0	0	3.2	9	8	8	0	1	3	4	9.82	3.27	.474
Minor League Totals		22-9	4.26	134	8	11	211.1	195	124	100	20	15	102	251	10.69	1.41	.239

Minor League Players, Continued

WEHUNT, Blake Alexander

RHP

HT: 6-7; **BATS:** Right; **THROWS:** Right; **BORN:** 11/9/2000 in Athens, GA; **SIGNED BY:** Kirk Fredriksson; **ACQUIRED:** Red Sox 11th pick (9th round, 268th overall) in the 2023 First-Year Player Draft.

2024: In 22 games (all starts) with Single-A Salem, High-A Greenville, and Double-A Portland, posted a 3.88 ERA, 1.11 WHIP, and .207 opponent AVG (97.1 IP, 42 ER, 74 H)...Ranked 5th among BOS minor leaguers in starts... Named Pitcher of the Week by the Carolina League (4/29-5/5) and South Atlantic League (8/12-18)...**PERSONAL:** Attended the University of Southern Mississippi (2020-22) and Kennesaw State University (2023)...Graduated from Franklin County High School (GA).

YEAR	CLUB	W-L	ERA	G	GS	SV	IP	H	R	ER	HR	HB	BB	SO	SO/9	WHIP	AVG
2023	FCL Red Sox (R)	0-0	0.00	1	0	0	1.0	1	0	0	0	0	0	1	9.00	1.00	.250
2024	Salem (A)	2-0	2.16	8	8	0	33.1	20	9	8	1	1	15	44	11.88	1.05	.167
	Greenville (A+)	1-6	4.42	13	13	0	59.0	46	32	29	5	3	19	65	9.92	1.10	.213
	Portland (AA)	0-1	9.00	1	1	0	5.0	8	5	5	1	0	0	1	1.80	1.60	.381
Minor League Totals		3-7	3.84	23	22	0	98.1	75	46	42	7	4	34	111	10.16	1.11	.208

WHITE, Hudson Garrison

C

HT: 6-1; **BATS:** Right; **THROWS:** Right; **BORN:** 8/9/2002 in Fort Worth, TX; **SIGNED BY:** Chris Reilly; **ACQUIRED:** Red Sox 9th pick (9th round, 267th overall) in the 2024 First-Year Player Draft.

2024: Made 13 starts at catcher and 5 at DH...Threw out 5 of 32 runners attempting to steal (15.6%)...**PERSONAL:** Played at Texas Tech University (2022-23) and the University of Arkansas (2024)...In 2024, was named to the Fayetteville Regional All-Tournament Team, CSC Academic All-District Team, and First-Year SEC Academic Honor Roll...In 2023, named to the Academic All-Big 12 First Team and played in the Big 12 Conference Tournament at Globe Life Field...In 2022, Named Big 12 Freshman of the Year and to the Big-12 All-Freshman Team, and was named a Freshman All-American by *Collegiate Baseball* and Perfect Game (First Team)...Received an invitation to participate in the USA Baseball Collegiate National Team training camp in 2022...Played for Chatham in the Cape Cod League in 2023...Attended Byron Nelson High School (TX).

YEAR	CLUB	AVG	G	AB	R	H	2B	3B	HR	RBI	SH	HBP	BB	SO	SB	CS	OBP	SLG	OPS
2024	Greenville (A+)	.167	18	54	2	9	0	0	0	3	1	2	11	21	1	0	.324	.167	.491
Minor League Totals		.167	18	54	2	9	0	0	0	3	1	2	11	21	1	0	.324	.167	.491

WU-YELLAND, Jeremy Daniel

LHP

HT: 6-2; **BATS:** Left; **THROWS:** Left; **BORN:** 6/24/1999 in Seattle, WA; **SIGNED BY:** JJ Altobelli; **ACQUIRED:** Red Sox 3rd pick (4th round, 118th overall) in the 2020 First-Year Player Draft.

CAREER: Ranked by *Baseball America* in 2021 as the Sox' No. 30 prospect...Named Low-A East Pitcher of the Week for 6/14-20/21 with Salem...Underwent Tommy John surgery on 4/27/22...**2024:** Was on the Injured List from 4/10-5/20...**PERSONAL:** Pitched for the University of Hawaii (2018-20)...Pitched for the Chatham Anglers of the Cape Cod League in 2019...Graduated from Central Valley High School (WA).

YEAR	CLUB	W-L	ERA	G	GS	SV	IP	H	R	ER	HR	HB	BB	SO	SO/9	WHIP	AVG
2021	Salem (A)	1-3	4.03	20	20	0	67.0	50	33	30	4	5	36	77	10.34	1.28	.204
	Greenville (A+)	1-1	3.00	3	3	0	9.0	6	3	3	1	2	6	13	13.00	1.33	.194
2022	Did Not Pitch																
2023	FCL Red Sox (R)	0-0	9.00	3	2	0	4.0	4	4	4	1	0	5	2	4.50	2.25	.286
2024	Greenville (A+)	2-1	5.67	23	0	1	33.1	31	28	21	1	3	23	42	11.34	1.62	.238
Minor League Totals		4-5	4.61	49	25	1	113.1	91	68	58	7	10	70	134	10.64	1.42	.217

YUTEN, Natanael

OF

HT: 6-2; **BATS:** Left; **THROWS:** Left; **BORN:** 10/9/2004 in La Romana, DR; **SIGNED BY:** Manny Nanita, Eddie Romero; **ACQUIRED:** Signed as an international free agent, 1/15/2022.

CAREER: Named a 2023 Florida Complex League Post-Season All-Star...**2024:** Led BOS minor leaguers in triples (7)...Led Single-A Salem in RBI (50), SLG (.380), total bases (144), and XBH (tied, 33)...Named Red Sox Minor League Baserunner of the Month for July.

YEAR	CLUB	AVG	G	AB	R	H	2B	3B	HR	RBI	SH	HBP	BB	SO	SB	CS	OBP	SLG	OPS
2022	DSL Red Sox (R)	.307	50	199	30	61	11	2	1	24	1	5	17	43	4	6	.374	.397	.771
2023	FCL Red Sox (R)	.336	38	149	28	50	9	2	3	32	0	4	11	36	8	4	.396	.483	.879
	Salem (A)	.197	18	71	13	14	1	1	0	5	0	1	3	25	2	1	.240	.239	.479
2024	Salem (A)	.243	101	379	39	92	20	7	6	50	0	5	30	105	12	11	.304	.380	.684
Minor League Totals		.272	207	798	110	217	41	12	10	111	1	15	61	209	26	22	.333	.391	.724

Minor League Players, Continued

ZANETELLO, Nazzan Avant

SS

HT: 6-2; **BATS:** Right; **THROWS:** Right; **BORN:** 5/25/2005 in Bridgeton, MO; **SIGNED BY:** Alonzo Wright; **ACQUIRED:** Red Sox 2nd pick (2nd round, 50th overall) in the 2023 First-Year Player Draft.

CAREER: Entered 2024 ranked by *Baseball America* as the Red Sox' No. 12 prospect...**PERSONAL:** Graduated from Christian Brothers College High School (MO)...Played for 18U Team USA in 2022; named Tournament Stolen Base Champion after going 5-for-5 in stolen bases.

YEAR	CLUB	AVG	G	AB	R	H	2B	3B	HR	RBI	SH	HBP	BB	SO	SB	CS	OBP	SLG	OPS
2023	FCL Red Sox (R)	.139	12	36	6	5	3	0	0	1	0	0	9	15	5	1	.311	.222	.533
	Salem (A)	.500	1	2	0	1	0	0	0	1	0	0	0	0	0	0	.500	.500	1.000
2024	Salem (A)	.156	78	294	38	46	11	2	7	21	0	8	42	151	4	1	.279	.279	.558
Minor League Totals		.157	91	332	44	52	14	2	7	23	0	8	51	166	9	2	.284	.274	.558

ZAVALA, Bernardo Sebastian (Seby) - Non-Roster Invitee

C

HT: 5-11; **BATS:** Right; **THROWS:** Right; **BORN:** 8/28/1993 in Fort Hood, TX; **SIGNED BY:** George Kachigian; **ACQUIRED:** Signed as a minor league free agent, 11/18/2024.

CAREER: Has played in 194 MLB games with CWS (2019, '21-23), ARI (2023), and SEA (2024)...Originally signed by the White Sox as a 12th-round selection in the 2015 First-Year Player Draft...On 7/31/21 vs. CLE, became the first player in MLB history to hit his first 3 career HR in the same game (source: Elias)...In the minors, has been named an Arizona League post-season All-Star (2015), South Atlantic League mid-season All-Star (2016-17), MiLB.com Organization All-Star (2016-18), Southern League mid-season All-Star (2018), and SAL Player of the Week (6/18/17)...**2024:** Played in 18 games over 3 stints with SEA and 33 games for Triple-A Tacoma...**PERSONAL:** Pronounced SEB-ee zuh-VAH-luh...Attended Bishop Amat High School (CA) and San Diego State University (2012, '14-15), where he played for Hall of Famer Tony Gwynn.

YEAR	CLUB	AVG	G	AB	R	H	2B	3B	HR	RBI	SH	HBP	BB	SO	SB	CS	OBP	SLG	OPS
2015	ACL White Sox (R)	.326	35	129	33	42	17	5	4	35	0	2	15	27	2	0	.401	.628	1.029
2016	Kannapolis (A)	.253	93	360	40	91	19	3	7	49	1	7	35	108	1	1	.330	.381	.711
2017	Kannapolis (A)	.259	52	185	32	48	8	0	13	34	2	6	13	52	0	0	.327	.514	.841
	Wiston-Salem (A+)	.302	55	202	31	61	13	0	8	38	1	0	24	52	1	0	.376	.485	.861
2018	Birmingham (AA)	.271	56	199	32	54	7	0	11	31	0	2	27	65	0	0	.358	.472	.830
	Charlotte (AAA)	.243	48	181	18	44	15	0	2	20	0	1	6	44	0	2	.267	.359	.626
2019	Charlotte (AAA)	.222	82	297	49	66	14	0	20	45	0	6	26	116	1	1	.296	.471	.767
	CHICAGO - AL	.083	5	12	1	1	0	0	0	0	0	0	0	9	0	0	.083	.083	.166
2020																			
2021	Charlotte (AAA)	.168	43	155	19	26	5	0	8	20	0	1	20	75	0	1	.263	.355	.618
	CHICAGO - AL	.183	37	93	15	17	3	0	5	15	4	1	6	41	0	0	.240	.376	.616
2022	Charlotte (AAA)	.282	41	142	26	40	12	0	8	16	0	1	26	60	0	0	.396	.535	.931
	CHICAGO - AL	.270	61	178	22	48	14	0	2	21	3	3	19	64	0	0	.347	.382	.729
2023	Charlotte (AAA)	.227	8	22	2	5	0	0	1	2	0	0	2	5	0	0	.292	.364	.656
	CHICAGO - AL	.155	66	161	15	25	3	0	7	16	2	1	10	68	1	0	.207	.304	.511
	ARIZONA	.357	7	14	2	5	1	0	0	2	0	1	2	2	0	0	.471	.429	.900
2024	Tacoma (AAA)	.188	33	101	17	19	7	0	4	16	0	5	16	43	0	1	.325	.376	.701
	SEATTLE	.154	18	39	4	6	2	0	1	2	1	0	3	16	0	0	.214	.282	.496
Major League Totals		.205	194	497	59	102	23	0	15	56	10	6	40	200	1	0	.271	.342	.613
Minor League Totals		.251	546	1973	299	496	117	8	86	306	4	31	210	647	5	6	.330	.450	.780



MEDIA INFORMATION

Media Information

MEDIA RELATIONS PHONE/FAX: 617-226-6613

2025 MEDIA REGULATIONS: For information about the 2025 season, please consult MLB's 2025 Club-Media Regulations and the Red Sox Media Regulations.

ADDITIONAL INFORMATION: Media can access Red Sox game day information at <http://pressroom.redsox.com>. This online media portal includes daily press clippings, game notes, media guides, rosters, and interview recordings, as well as additional pertinent information on home game dates. Media can also follow the Red Sox Baseball Communications & Media Relations department on X at @BostonRedSoxPR.

Red Sox Communications Staff



Zineb Curran
Executive Vice President,
Chief Communications Officer



Katelyn Reilly
Director,
Corporate Communications



Liam Stephanos
Specialist,
Corporate Communications



Abby Murphy
Senior Director,
Baseball Communications &
Media Relations



JP Nolan
Assistant Director,
Baseball Communications &
Media Relations



Daveson Pérez
Manager,
Baseball Communications &
Media Relations



Devin Benson
Specialist,
Baseball Communications &
Media Relations



Carlos Villoria-Benítez
Coordinator/Interpreter,
Baseball Communications &
Media Relations



Raleigh Clark
Coordinator,
Baseball Communications &
Media Relations



Our beloved friend and colleague, Dick Bresciani, passed away in November 2014. In recognition of his decades of contributions to Red Sox baseball, the Fenway Park press box was dedicated as the Dick Bresciani "Bresh Box" Press Box the following April.

Media Information

MEDIA RELATIONS PHONE/FAX: 617-226-6613

CREDENTIAL PICKUP: All media credentials may be picked up at the Fenway Park Media Entrance at Gate D on Level G (street level), located near the corner of Jersey Street and Van Ness Street. Gate D will open 4 hours before game time.

MAIN PRESS BOX: The Main Press Box is located directly behind home plate on Level 5. The press box may be reached by taking the elevators or ramps located inside Gate D. Only media with proper credentials will be allowed access to the Level 5 press area.

PRESS DINING: Press dining is located on Level 5 in the press area and is available to accredited media at \$12 per person. Press dining will open 3 hours prior to the start of the game and will remain open for 1 hour after 1st pitch.

CLUBHOUSES: The Red Sox clubhouse is located on Level G, near sections 15 and 16 on the first base side. The visitors' clubhouse is located on Level G, near sections 25 and 26 on the third base side.

PHOTO LOCATIONS: Assigned photo locations are located in permanent camera wells on the outfield side of both dugouts. Wireless transmission capabilities are available in all photo locations.

INTERVIEW ROOMS: All pre- and post-game interviews with the manager will be held in the Red Sox Interview Room above the home clubhouse. The Interview Room may be accessed by taking the ramp near Gate D to the Mezzanine Level (between Level G and Level 2) or by taking the center elevator on the Gate D elevator bank (accessible from the press level going down or from Gate D and the ground level going up) to the Mezzanine M Level.

PRESS BOX INTERNET INFO: The Red Sox provide high-speed wired and wireless internet access free of charge at Fenway Park. For internet log-in information, please contact a Red Sox media relations representative.

ADDITIONAL RED SOX MEDIA INFO: Media can access Red Sox game day information at <http://pressroom.redsox.com>. This online media portal includes daily press clippings, game notes, and minor league reports as well as additional pertinent information on home game dates. Media can also follow the Red Sox Baseball Communications & Media Relations department on X at @BostonRedSoxPR.

Información para los Medios

TELÉFONO Y FAX DEL EQUIPO DE RELACIONES PÚBLICAS: 617-226-6613

RECOPER CREDENCIALES: Todos las credenciales pueden ser recogidas en la entrada de los Medios localizada en la Puerta D "Gate D" de Fenway Park que queda cerca de la esquina de la intersección de la avenida Jersey y la calle Van Ness. La Puerta D "Gate D" abrirá sus puertas 4 horas antes de la hora de juego.

ESPACIO DE TRABAJO PARA LA PRENSA: El Espacio de trabajo para la Prensa está localizado directamente detrás del home en el quinto nivel del parque. Para subir a esta área, puedes subir la rampa o tomar el elevador localizado en el Gate D. Solo los Medios con credenciales adecuados serán permitido acceso a esta área.

COMIDA PARA LA PRENSA: La comida para la prensa está localizada en el quinto nivel del estadio dentro del área de la prensa y está disponible para la prensa acreditada por \$12 por persona. La comida se empezará a servir 3 horas antes del comienzo del juego y estará abierto hasta 1 hora después del primer lanzamiento del juego.

LOS VESTUARIOS: El vestuario de los Medias Rojas está localizado en el nivel G, cerca de las secciones 15 y 16 en el lado de la primera base. El vestuario de visitantes está localizado en el nivel G, cerca de las secciones 25 y 26 en el lado de la tercera base.

LOCACIONES PARA FOTÓGRAFOS: Las locaciones para Fotógrafos están localizados en un espacio al lado de los dugouts de cada equipo. Servicios de transmisión inalámbrica están disponibles en estas locaciones.

SALÓN DE ENTREVISTAS: Todas las entrevistas con el dirigente, antes y después del juego, ocurrirán en el Salón de Entrevistas de los Medias Rojas por encima del vestuario del equipo de casa. Se puede acceder al salón por medio de la rampa, cerca de Gate D, subiendo al nivel entresuelo (en el medio del nivel G y el nivel 2). También se puede llegar tomando el elevador del medio hasta el nivel M.

INFORMACIÓN DE INTERNET Y TELÉFONO EN EL ESPACIO DE TRABAJO DE LA PRENSA: Los Medias Rojas proveen internet con cable e inalámbrico de alta velocidad gratuito en Fenway Park. Si deseas información sobre el internet por favor comuníquese con un representante de Relaciones Públicas de los Medias Rojas.

INFORMACIÓN ADICIONAL: Los Medios pueden acceder a las notas del juego del día de los Medias Rojas de Boston en el sitio web: <http://pressroom.redsox.com>. Este portal incluye información como los artículos diarios de prensa, las notas sobre el equipo de Grandes Ligas, los reportes de los equipos de Ligas Menores, etcétera. Los Medios pueden seguir la cuenta de X del Departamento de Comunicaciones de Beisbol y Relaciones Públicas de los Medias Rojas: @BostonRedSoxPR.

All-Time Broadcasters (Since 1926)

Name	Year(s)	Affiliate(s)
Andrews, Mike	1984	NESN TV
Arnold, Dale	2008-11	WEEI-AM (2008-2009), WRKO-AM (2008-2009)
Baez, Oscar	2002-2014	Spanish Beisbol Productions, LLC
Berenguer, Uri	2003-19	Spanish Beisbol Productions, LLC
Britt, Jim	1940-50	WAAB-AM (1940-42), WNAC-AM (1942, 1946), WHDH-AM (1947-50), TV-4 & TV-7 (1948-50)
Castiglione, Joe	1983-2024	WRKO-AM (1983-94, 2007-14), WEEI-AM (1995-Present)
Coleman, Ken	1966-74	WHDH-AM (1966-71), TV-5 (1966-71), TV-4 (1972-74)
	1979-89	WITS-AM (1979-82), WRKO-AM (1983-89)
Crowley, Bill	1957-60	TV-5 and WHDH-AM
Delaney, Bob	1951-53	WHDH-AM, TV-4 & TV-7
Der Divanis, Kent	1984	NESN TV
Eckersley, Dennis	2009-2022	NESN TV
Egan, Leo	1949-50	WHDH-AM (1949-50), TV-4 & TV-7 (1949)
Flemming, Will	2019-present	WEEI-AM
Fornieles, Mike	1993	WROL-AM (Spanish)
Frisch, Frankie	1939	WAAB-AM
Geffner, Glenn	2007	WEEI-AM (2007), WRKO-AM (2007)
Gillis, Don	1957	TV-5 (Gowdy was out most of year with a bad back)
Gleeson, Art	1960-64	TV-5 and WHDH-AM
Gowdy, Curt	1951-65	WHDH-AM (1951-65), TV-4 & TV-7 (1951-56), TV-5 (1957-65)
Hadley, Bump	1948, 1950	TV-4 & TV-7
Harrelson, Ken	1975-81	WSBK-TV 38
Harrison, Gerry	1927	WNAC-AM
Hartrick, George	1943-45	WNAC-AM
Hoey, Fred	1927-38	WNAC-AM
Hussey, Tom	1939-54	WAAB-AM (1939-42), WNAC-AM (1942-46), WHDH-AM (1947-54), TV-4 & TV-7 (1948-54)
Kulik, Bill	2001-2014	Spanish Beisbol Productions, LLC
Kurtz, Bob	1993-00	NESN TV
Martin, Dave	1972-73	WHDH-AM (joined crew in June)
Martin, Ned	1961-92	TV-5 (1961-71), WHDH-AM (1961-75), WMEX-AM (1976-77), WITS-AM (1978), WSBK-TV 38 (1979-87), NESN TV (1988-92)
Martinez, Hector	1988-98	WRCA-AM (1988-90), WROL-AM (1991-98) (Spanish)
McDonough, Sean	1988-04, '19-present	WSBK-TV 38 (1988-96), WABU-TV 68 (1997-98), WB-Ch. 56 (1999), FOX 25 (2000-02), UPN/WBZ (2003-04), WEEI-AM (2019-present)
MacLean, John	1972	WHDH-AM (April to early May and left due to illness)
Miller, Jon	1980-82	WITS-AM
Montgomery, Bob	1982-95	WSBK-TV 38
Murphy, Bob	1954-59	WHDH-AM (1954-59), TV-4 & TV-7 (1954-56), TV-5 (1957-59)
Neverett, Tim	2016-18	WEEI-AM (2016-18)
O'Brien, Dave	2007-present	WRKO-AM (2007-14), WEEI-AM (2007-15), NESN TV (2016-present)
Orsillo, Don	2001-2015	NESN TV
Parnell, Mel	1965-68	TV-5 and WHDH-AM
Pepén, Nilson	2006-present	Spanish Beisbol Productions, LLC (2006-10)
Pesky, Johnny	1969-74	Red Sox Spanish Radio (2019-present)
Petrocelli, Rico	1979	WHDH-AM (1969-71), TV-5 (1969-71), TV-4 (1973-74)
Remy, Jerry	1988-21	WITS-AM
		NESN TV (1988-present), WSBK-TV 38 (1996), WABU-TV 68 (1997-98), WB-Ch. 56 (1999), FOX 25 (2000-02), UPN/WBZ (2003)
Rish, Jon	2006-13	WEEI-AM, WRKO-AM
Rooney, Gus	1926	WNAC-AM (Opening Day)
Serano, Bobby	1988-01	WRCA-AM (1988-90, 1999-01), WROL-AM (1991-98)
Starr, Bob	1990-92	WRKO-AM
Stockton, Dick	1975-78	WSBK-TV 38
Tiant, Luis	2002-03	Spanish Baseball Network
Trupiano, Jerry	1993-06	WRKO-AM (1983-94), WEEI-AM (1995-06)
Villaman, J.P.	1999-05	WRCA-AM, Spanish (1999-2005)
Woods, Jim	1974-78	WHDH-AM (1974-75), WMEX-AM (1976-77), WITS-AM (1978)

Bold=Active. Corrections have been made in the above listing thanks to information provided to us from John K. Moynahan, author of *50 Years At The Game, A Sports Traveler's Journey*, and other sources. We appreciate this input as we attempt to produce an accurate account of our broadcasters. We are aware that through the years there have been "guest" or temporary fill-in broadcasters for Red Sox games, however, they are too numerous to list here.

Red Sox on NESN

NESN (New England Sports Network), the official home of the Boston Red Sox, is in its 42nd year of carrying Red Sox baseball. Consistently one of the top-rated regional sports networks in the country, NESN's Red Sox coverage includes an hour-long show before and after every game. Fans in New England can also watch NESN's coverage on the NESN 360 app, plus follow along on NESN.com and NESN social media channels for game-day coverage and news (X and Instagram: @NESN).

Veteran play-by-play announcer **Dave O'Brien** enters his 10th season with NESN, his 35th in Major League Baseball broadcasting. He will be joined by former Red Sox player **Lou Merloni**, as well as former Red Sox players and World Series champions **Will Middlebrooks**, and **Kevin Millar**. Cohasset, MA native **Mike Monaco** will join the NESN broadcast team as play-by-play announcer for select games. **Jahmai Webster** will serve as a Red Sox sideline reporter for his eighth season.

Tom Caron is in his 22nd year as host of NESN's pre- and post-game show. He will be joined by an All-Star lineup of studio analysts that includes National Baseball Hall of Famer **Jim Rice** and former Red Sox players including **Lenny DiNardo**, **Jonathan Papelbon**, and **Deven Marrero**. **Adam Pellerin** will also serve as a host for select pre- and post-game shows, and has filled a number of different roles at NESN since 2012.



Dave O'Brien
Play-by-Play



Mike Monaco
Play-by-Play



Tom Caron
Host



Adam Pellerin
Host



Jahmai Webster
Sideline Reporter



Lou Merloni
Color Analyst



Will Middlebrooks
Color/Studio Analyst



Kevin Millar
Color Analyst



Kevin Youkilis
Color Analyst



Lenny DiNardo
Studio Analyst



Deven Marrero
Studio Analyst



Jonathan Papelbon
Studio Analyst



Jim Rice
Studio Analyst

Red Sox Spanish Radio Network

2025 marks the 35th season of the Red Sox Spanish-language broadcast. Every game of the regular season will be broadcast on WCCM 1490 AM (Haverhill). **Nilson "Junior" Pepén** will call the action—along with others—for the 2025 season. Pepén returns for his seventh season as the day-to-day Spanish broadcaster. He was also a part of the Red Sox Spanish-language broadcast team from 2006-10.



**Nilson "Junior"
Pepén**

Red Sox Radio Network

The Red Sox Radio Network carries every game, with WEEI 93.7 FM as its flagship station in Boston. A network of over 30 stations broadcasts Boston's games throughout the New England area.

Will Flemming, Will Middlebrooks, and Lou Merloni will be the WEEI Red Sox Radio Network's primary voices in 2025 and will be joined by Sean McDonough. The pre- and post-game show will be hosted by Rich Keefe, Christian Arcand, Cooper Boardman and Joe Weil.

Flemming returns for his seventh season in the Red Sox radio booth (2019-24). In addition to his work with WEEI, he has also been a play-by-play broadcaster for MLB and college basketball games on ESPN, filled in on Red Sox TV coverage on NESN, called college basketball games for CBS Sports, and worked NCAA Championship events for Turner Sports.

Merloni began calling games for the WEEI Red Sox Radio Network in 2013. The Framingham, MA native played nine seasons in Major League Baseball, including six with the Red Sox.

McDonough, a nationally renowned and Emmy Award-winning broadcaster with ESPN, is back for his sixth season with WEEI (2019-24). The Hingham, MA native served as the television play-by-play announcer for the Red Sox from 1988-2004



Will Flemming



Will Middlebrooks



Sean McDonough



Lou Merloni




Rich Keefe



Christian Arcand



Cooper Boardman



Joe Weil

THANK YOU, JOE

The 2025 season will be the first without legendary play-by-play radio broadcaster Joe Castiglione, who announced his retirement following his 42nd season on Red Sox Radio (1983-2024). Castiglione was the 2024 recipient of the Ford C. Frick Award, presented annually for excellence in broadcasting by the National Baseball Hall of Fame and Museum. In 2022, the Fenway Park home radio booth was officially named the "Joe Castiglione Booth" to celebrate his tenure. Castiglione was inducted into the Red Sox Hall of Fame in 2014.

2025 Radio Affiliates

MASSACHUSETTS

Boston	WEEI (Flagship) (93.7 FM)
Cape Cod	WEII (96.3 FM)
Fitchburg	WPKZ (1280 AM)
Great Barrington	WSBS (860 AM)
Milford	WMRC (1490 AM)
Pittsfield	WBEC (1420 AM)
Springfield	WWEI (105.5 FM)
Worcester	WVEI (1440 AM)

CONNECTICUT

Hartford	WTIC (1080 AM)
Putnam	WINY (1350 AM)
Willimantic	WILI (1400 AM)

MAINE

Bangor	WEZQ (92.9 FM)
Calais	WQDY (92.7 FM)
Ellsworth	WDEA (1370 AM)
Gray	WJJB (96.3 FM)
Isleboro	WBYA (105.5 FM)

MAINE (cont.)

Machias	WALZ (95.3 FM)
Millinocket	WSYY (1240 AM)
Portland	WRED (1440 AM)
Presque Isle	WOZI (101.9 FM)

NEW HAMPSHIRE


Hillsborough	WTPL (107.7 FM)
Keene	WEKY (93.5 FM)
Laconia	WEMJ (1490 AM)
New London	WNTK (99.7 FM)
Plymouth	WPNH (100.1 FM)
Portsmouth	WTSN (1270 AM)
Springfield	WCFR (1480 AM)
Upper Valley	WTSV (94.3/94.5 FM)

RHODE ISLAND

Providence	WVEI (103.7 FM)
------------	-----------------

VERMONT

Burlington	WEAV (101.3 FM)
Morrisville	WLVB (93.9 FM)
Rutland	WSYB (100.1 FM/1380 AM)
Waterbury	WDEV (96.1 FM/550 AM)
Woodstock	WWOD (93.9 FM)



BASEBALL
JUST GOT
BETTER



THE OFFICIAL
BEER OF THE



2025 BOSTON RED SOX SCHEDULE

MARCH/APRIL

SUN	MON	TUES	WED	THURS	FRI	SAT
				TEX ²⁷ 4:05	TEX ²⁸ 8:05	TEX ²⁹ 7:05
TEX ² 2:35	BAL ³¹ 3:05		BAL ¹ 6:35	BAL ² 1:05	STL ⁴ 2:10	STL ⁵ 4:10
STL ⁶ 7:10	TOR ⁷ 6:45	TOR ⁸ 6:45	TOR ⁹ 6:45	TOR ¹⁰ 4:10	CWS ¹¹ 7:40	CWS ¹² 4:10
CWS ¹³ 2:10	TB ¹⁴ 7:05	TB ¹⁵ 7:05	TB ¹⁶ 7:05		CWS ¹⁷ 7:10	CWS ¹⁸ 4:10
CWS ¹⁹ 1:35	CWS ²⁰ 11:10 AM	SEA ²¹ 6:45	SEA ²² 6:45	SEA ²³ 1:35	CLE ²⁴ 7:10	CLE ²⁵ 6:10
CLE ²⁶ 1:40		TOR ²⁷ 7:07	TOR ²⁸ 7:07			

MAY

SUN	MON	TUES	WED	THURS	FRI	SAT
				TOR ¹ 7:07	MIN ² 7:55	MIN ³ 4:10
MIN ⁴ 1:35		TEX ⁵ 6:45	TEX ⁶ 6:45	TEX ⁷ 1:35	KC ⁸ 7:40	KC ⁹ 7:10
KC ¹⁰ 2:10	DET ¹¹ 6:40	DET ¹² 6:40	DET ¹³ 6:40		ATL ¹⁴ 7:10	ATL ¹⁵ 7:05 P
ATL ¹⁶ 1:35	NYM ¹⁷ 6:45	NYM ¹⁸ 6:45	NYM ¹⁹ 6:45	BAL ²⁰ 6:45	BAL ²¹ 7:10	BAL ²² 4:10
BAL ²³ 1:35	MIL ²⁴ 2:10	MIL ²⁵ 7:40	MIL ²⁶ 1:10		ATL ²⁷ 7:15	ATL ²⁸ 4:10

JUNE

SUN	MON	TUES	WED	THURS	FRI	SAT
ATL ¹ 1:35	LAA ² 7:10	LAA ³ 7:10	LAA ⁴ 1:35		NYN ⁵ 7:05	NYN ⁶ 7:35 P
NYN ⁷ 1:35	TB ⁸ 7:10	TB ⁹ 7:10	TB ¹⁰ 7:10		NYN ¹¹ 7:10	NYN ¹² 7:10
NYN ¹³ 1:35	SEA ¹⁴ 9:40	SEA ¹⁵ 9:40	SEA ¹⁶ 9:40		SF ¹⁷ 10:15	SF ¹⁸ 4:05
SF ¹⁹ 4:05	LAA ²⁰ 9:38	LAA ²¹ 9:38	LAA ²² 9:38		TOR ²³ 7:10	TOR ²⁴ 4:10
TOR ²⁵ 1:35	CIN ²⁶ 7:10					

JULY

SUN	MON	TUES	WED	THURS	FRI	SAT
		CIN ¹ 7:10	CIN ² 7:10		WSH ³ 11:05 AM	WSH ⁴ 4:05
WSH ⁵ 1:35	COL ⁶ 7:10	COL ⁷ 7:10	COL ⁸ 7:10	TB ⁹ 7:10	TB ¹⁰ 7:10	TB ¹¹ 7:10
TB ¹² 1:35	★ ALL-STAR BREAK ★				CHC ¹³ 2:20	CHC ¹⁴ 7:15
CHC ¹⁵ 2:20	PHI ¹⁶ 6:45	PHI ¹⁷ 6:45	PHI ¹⁸ 7:05		LAD ¹⁹ 7:10	LAD ²⁰ 7:15
LAD ²¹ 1:35	MIN ²² 7:40	MIN ²³ 7:40	MIN ²⁴ 1:10			

AUGUST

SUN	MON	TUES	WED	THURS	FRI	SAT
				HOU ¹ 7:10	HOU ² 4:50	
HOU ³ 11:35 AM	KC ⁴ 7:10	KC ⁵ 7:10	KC ⁶ 7:10		SD ⁷ 8:40	SD ⁸ 8:40
SD ⁹ 4:10	HOU ¹⁰ 8:10	HOU ¹¹ 8:10	HOU ¹² 8:10		MIA ¹³ 7:10	MIA ¹⁴ 4:10
MIA ¹⁵ 1:35	BAL ¹⁶ 7:10	BAL ¹⁷ 7:10		NYN ¹⁸ 7:15	NYN ¹⁹ 7:05	NYN ²⁰ 1:05
NYN ²¹ 1:35	BAL ²² 6:35	BAL ²³ 6:35	BAL ²⁴ 6:35		PIT ²⁵ 7:10	PIT ²⁶ 4:10
PIT ²⁷ 1:35						

SEPTEMBER/OCTOBER

SUN	MON	TUES	WED	THURS	FRI	SAT
	CLE ¹ 1:35	CLE ² 6:45	CLE ³ 6:45		AZ ⁴ 9:40	AZ ⁵ 8:10
AZ ⁶ 4:10	ATH ⁷ 10:05	ATH ⁸ 10:05	ATH ⁹ 3:35		NYN ¹⁰ 7:10	NYN ¹¹ 4:10
NYN ¹² 1:35		ATH ¹³ 6:45	ATH ¹⁴ 6:45	ATH ¹⁵ 1:35	TB ¹⁶ 7:35	TB ¹⁷ 7:05
TB ¹⁸ 12:10		TOR ¹⁹ 7:07	TOR ²⁰ 7:07	TOR ²¹ 7:07	DET ²² 7:55	DET ²³ 4:10
DET ²⁴ 3:05						

A = APPLE TV+ E = ESPN F = FOX R = ROKU

■ AWAY GAMES ■ HOME GAMES

*ALL GAME TIMES ARE SUBJECT TO CHANGE

ALL REGULAR SEASON GAMES ARE TELEVIEWED ON NESN UNLESS NOTED
AND BROADCAST IN ENGLISH (WEEI 93.7 FM) AND IN SPANISH (WAMG 890 AM/WCCM 1490 AM)

